



# ATTENDANCE ZONING 2024-2025

## K-8 SCHOOLS NN & OO/ GROWTH & CAPACITY BALANCING

### UPDATE

SCHOOL BOARD WORKSHOP

October 3, 2023



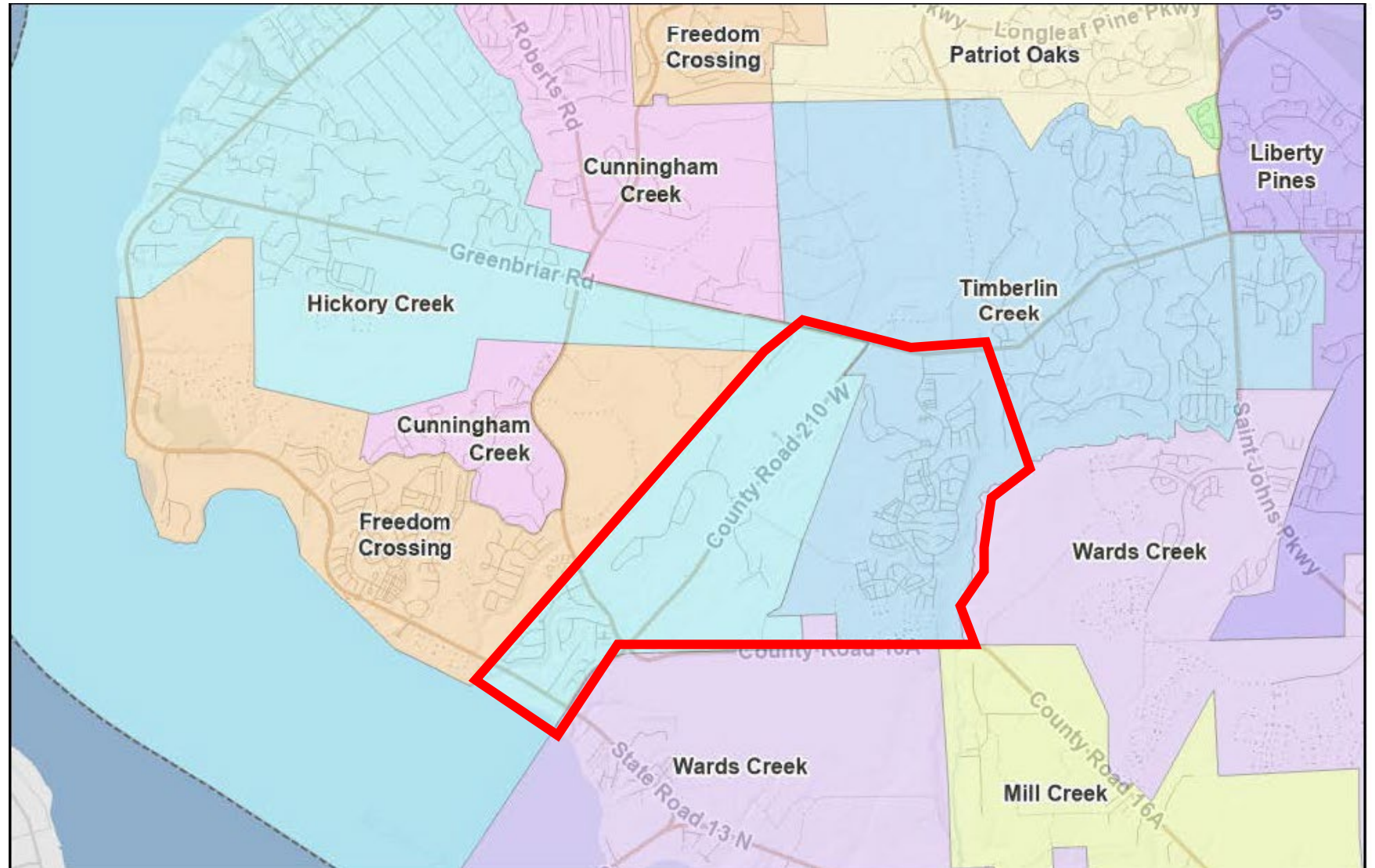
# ATTENDANCE ZONING:

K-8 SCHOOL NN  
2024-2025 SY

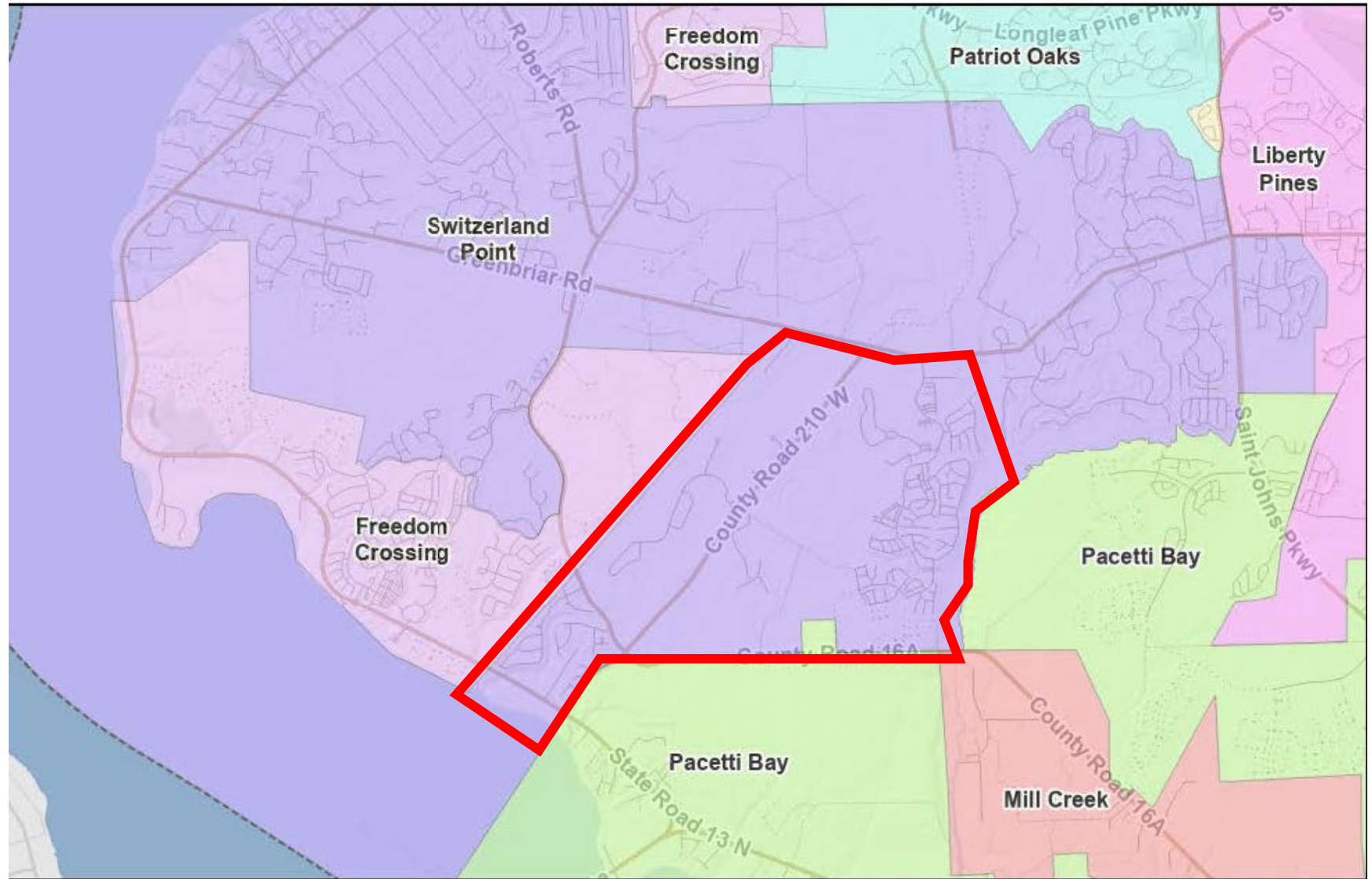
SCHOOL BOARD WORKSHOP

October 3, 2023

# K-8 School NN: Plan A Elementary



# K-8 School NN: Plan A Middle



# K-8 School NN: 2024-2025 SY – Plan A

- 034118 Shearwater from TCES & SPMS

• 650 K-5	607 at TCES	43 Ooz
• <u>279 6-8</u>	<u>258 at SPMS</u>	<u>21 Ooz</u>
•	865	

- 045104 from HCES & SPMS

• 131 K-5	121 at HCES	10 Ooz
• <u>84 6-8</u>	<u>78 at SPMS</u>	<u>6 Ooz</u>
•	199	

- 050110 from HCES & SPMS

• 7 K-5	7 at HCES	0 Ooz
• <u>4 6-8</u>	<u>4 at SPMS</u>	<u>0 Ooz</u>
•	11	

- 1075 students to be rezoned
- +107 students (10% growth 2023-2024)
- -122 rising 8<sup>th</sup> Graders
- 1060 Projected students

# K-8 SCHOOL NN: PROPOSED ATTENDANCE ZONE PLAN A

- ☐ Shearwater
- ☐ Greenbriar Plantation
- ☐ Countryside
- ☐ Whitelock Farms
- ☐ Equestrian Way
- ☐ Grand Creek
- ☐ River Oaks Drive
- ☐ The Village

2024-2025 Projection: 1060 students  
(with 8<sup>th</sup> Grade: 1182 students)

---

2025-2026 Projection: 1300 K-8 students (10%)

2026-2027 Projection: 1430 K-8 students (10%)



# Timberlin Creek Elementary School (TCES): 2024-2025 SY – Plan A

- 034118 Shearwater from TCES & SPMS
  - 650 K-5                      607 at TCES                      43 OoZ
  - 279 6-8                      258 at SPMS                      21 OoZ
  - 865

## Timberlin Creek Elementary

Current Enrollment: 1 299

- 1299 students
- +129 students (10% growth 2023-2024)
- - 607 students to K-8 NN
- - 60 students (10% growth 2023-2024)
- +107 5<sup>th</sup> Graders (optional)
- 
- 868 Projected students

# TCES: PROPOSED ATTENDANCE ZONE PLAN A

Area to be rezoned:

☐ Shearwater

2024-2025 Projection: 868 students - includes 5<sup>th</sup>  
Grade Option

(without 5<sup>th</sup> Grade- 761 students)

---

2025-2026 Projection: 791 K-8 students (4%)

2026-2027 Projection: 823 K-8 students (4%)



# Hickory Creek Elementary School (HCES): 2024-2025 SY – Plan A

- 045104 from HCES & SPMS
  - 131 K-5                      121 at HCES                      10 00Z
  - 84 6-8                      78 at SPMS                      6 00Z
  - 199
- 050110 from HCES & SPMS
  - 7 K-5                      7 at HCES                      0 00Z
  - 4 6-8                      4 at SPMS                      0 00Z
  - 11

- 784 students
- + 78 students (10% growth 2023-2024)
- - 128 students to K-8 NN
- - 12 (10% growth 2023-2024)
- + 23 5<sup>th</sup> Graders (Optional)

---

- 745 Projected students

**Hickory Creek Elementary**

**Current Enrollment: 784**

# HCES: PROPOSED ATTENDANCE ZONE PLAN A

## Area to be rezoned:

- ☐ Greenbriar Plantation
- ☐ Countryside
- ☐ Whitelock Farms
- ☐ Equestrian Way
- ☐ Grand Creek
- ☐ River Oaks Drive
- ☐ The Village

2024-2025 Projection: 745 students - includes 5<sup>th</sup> Grade Option.

(without 5<sup>th</sup> Grade - 722 students)

---

2025-2026 Projection: 750 K-8 students (4%)

2026-2027 Projection: 781 K-8 students (4%)

# Switzerland Point Middle School (SPMS): 2024-2025 SY – Plan A

- 034118 Shearwater from TCES & SPMS

• 650 K-5	607 at TCES	43 Ooz
• <u>279 6-8</u>	<u>258 at SPMS</u>	<u>21 Ooz</u>
•	865	

- 045104 from HCES & SPMS

• 131 K-5	121 at HCES	10 Ooz
• <u>84 6-8</u>	<u>78 at SPMS</u>	<u>6 Ooz</u>
•	199	

- 050110 from HCES & SPMS

• 7 K-5	7 at HCES	0 Ooz
• <u>4 6-8</u>	<u>4 at SPMS</u>	<u>0 Ooz</u>
•	11	

- 1507 students
- +150 students (10% growth 2023-2024)
- -340 students to K-8 NN
- -34 students (10% growth 2023-2024)
- +122 rising 8<sup>th</sup> Graders

---

1405 Projected students

**Switzerland Point Middle**

**Current Enrollment: 1507**

# SPMS: PROPOSED ATTENDANCE ZONE PLAN A

## Area to be rezoned:

- ☐ Shearwater
- ☐ Greenbriar Plantation
- ☐ Countryside
- ☐ Whitelock Farms
- ☐ Equestrian Way
- ☐ Grand Creek
- ☐ River Oaks Drive
- ☐ The Village

2024-2025 Projection: 1 405 students- includes  
8<sup>th</sup> Grade  
(without 8<sup>th</sup> Grade - 1 283 students)

---

2025-2026 Projection: 1 347 K-8 students (5%)  
2026-2027 Projection: 1 414 K-8 students (5%)



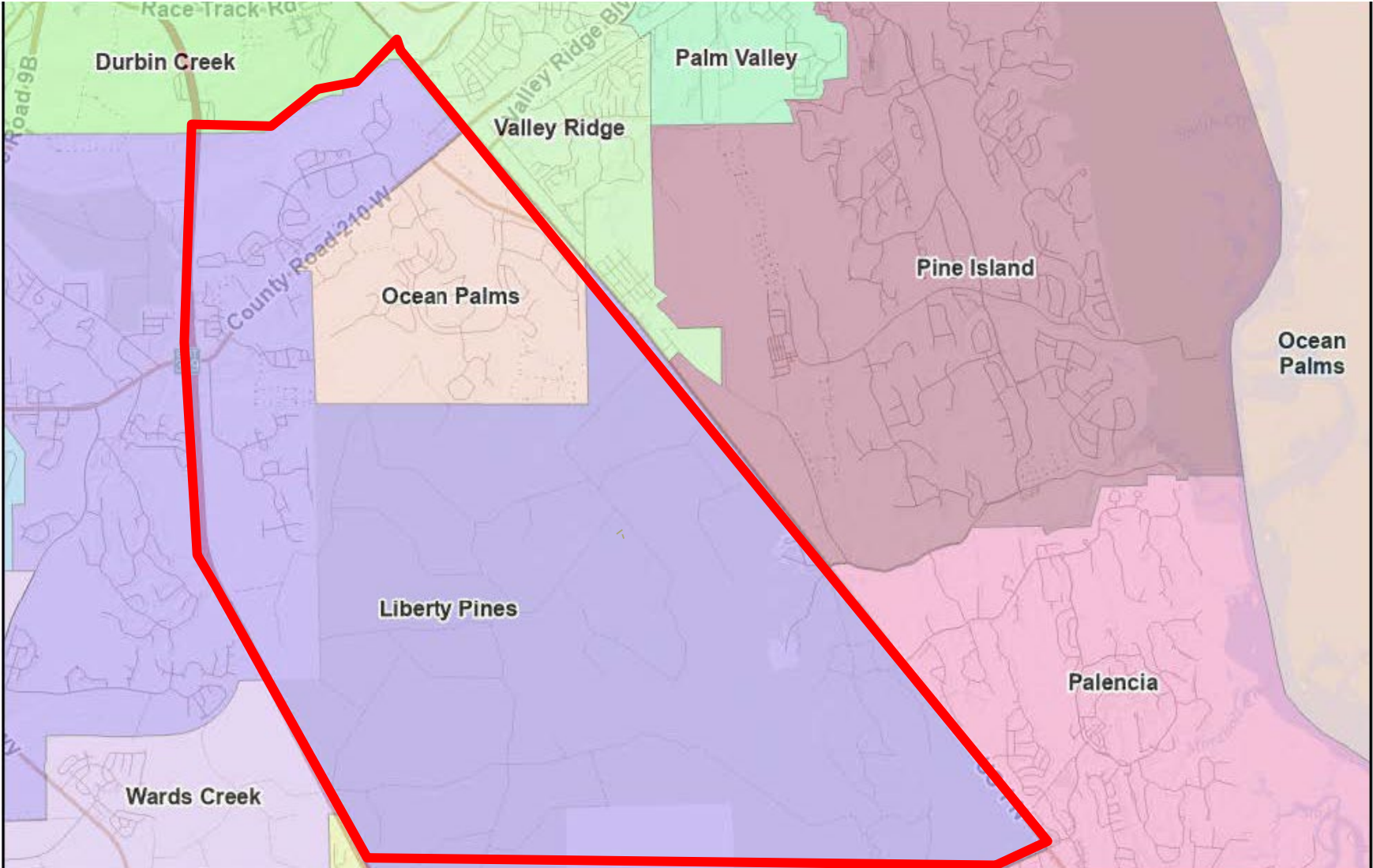
# ATTENDANCE ZONING:

K-8 SCHOOL 00  
2024-2025 SY

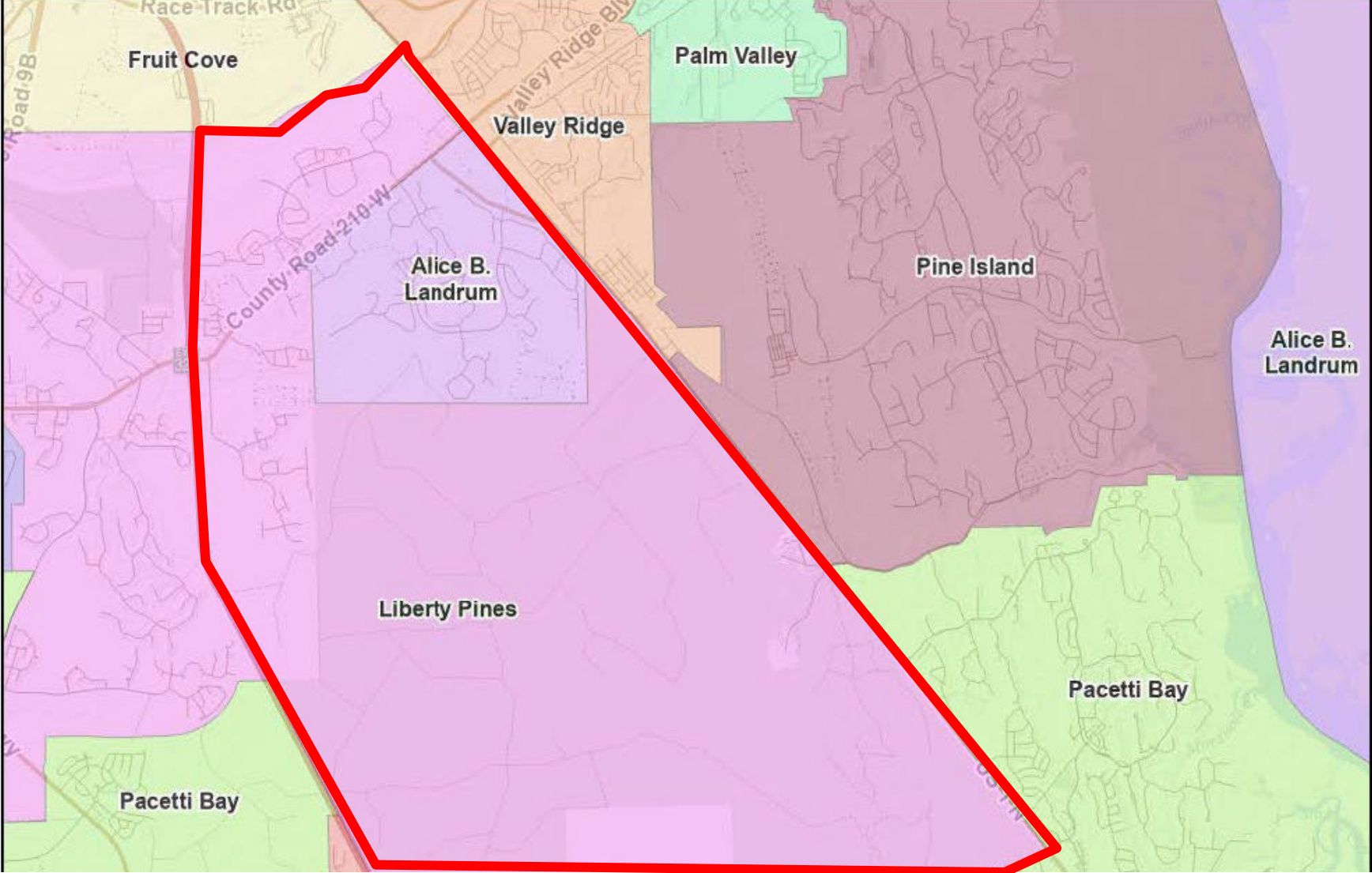
SCHOOL BOARD WORKSHOP

October 3, 2023

# K-8 SCHOOL OO: PLAN A ELEMENTARY



K-8 SCHOOL  
OO:  
PLAN A  
MIDDLE





# K-8 SCHOOL OO: 2024-2025 SY – PLAN A

034116 Twin Creeks DRI - Beacon Lakes & Creekside from OPES & LMS

▪ 557 K-5	498 at OPES	59 OOOZ
▪ <u>240 6-8</u>	<u>212 at LMS</u>	<u>28 OOOZ</u>
▪	710	

047227 Twin Creeks DRI - Beachwalk from LPA

▪ 236 K-5	219 at LPA	17 OOOZ
▪ <u>126 6-8</u>	<u>109 at LPA</u>	<u>17 OOOZ</u>
▪	328	

034105 Sandy Creek & Bridgewater TH from LPA

▪ 128 K-5	103 at LPA	25 OOOZ
▪ <u>66 6-8</u>	<u>59 at LPA</u>	<u>7 OOOZ</u>
▪	162	

- 1200 students to be rezoned
  - + 120 students (10% growth 2023-2024)
  - - 121 rising 8<sup>th</sup> graders
- 
- 1199 Projected students

# K-8 SCHOOL 00: PROPOSED ATTENDANCE ZONE PLAN A

- ☐ Beacon Lakes
- ☐ Creekside
- ☐ Beachwalk
- ☐ Sandy Creek
- ☐ Bridgewater TH
- ☐ EW Pappy Road

2024-2025 Projection: 1 199 students  
(with 8<sup>th</sup> Grade: 1 400 students)

---

2024-2025 Projection: 1 540 K-8 students (10%)  
2025-2026 Projection: 1 694 K-8 students (10%)

# OCEAN PALMS ELEMENTARY SCHOOL (OPES): 2024-2025 SY – PLAN A

034116 Twin Creeks DRI - Beacon Lakes & Creekside  
from OPES & LMS

▪ 557 K-5	498 at OPES	59 OÖZ
▪ <u>240 6-8</u>	<u>212 at LMS</u>	<u>28 OÖZ</u>
▪	710	

**Ocean Palms Elementary**

Current Enrollment: 931

- 931 students
- + 93 students (10% growth 2023-2024)
- - 498 students to K-8 OO
- - 49 students (10% growth 2023-2024)
- +69 5<sup>th</sup> Graders (optional)
- ---

546 Projected students

# OPES: PROPOSED ATTENDANCE ZONE PLAN A

## Area to be rezoned:

☐ Beacon Lakes

☐ Creekside

2024-2025 Projection: 546 students includes 5<sup>th</sup> Grade Option

(without 5<sup>th</sup> Grade- 477 students)

---

2025-2026 Projection: 496 K-8 students (4%)

2026-2027 Projection: 516 K-8 students (4%)

# LIBERTY PINES ACADEMY(LPA): 2024-2025 SY – PLAN A

## 047227 Twin Creeks DRI - Beachwalk from LPA

▪ 236 K-5	219 at LPA	17 OOZ
▪ <u>126 6-8</u>	<u>109 at LPA</u>	<u>17 OOZ</u>
▪	328	

## 034105 Sandy Creek & Bridgewater TH from LPA

▪ 128 K-5	103 at LPA	25 OOZ
▪ <u>66 6-8</u>	<u>59 at LPA</u>	<u>7 OOZ</u>
▪	162	

- 1936 students
- +193 students (10% growth 2023-2024)
- - 490 students to K-8 OO
- - 49 students (10% growth 2023-2024)
- + 47 rising 8<sup>th</sup> Graders
- + 65 5<sup>th</sup> Graders (Optional)
- ---

1702 Projected students

**Liberty Pines Academy**

**Current Enrollment: 1936**

# LPA: PROPOSED ATTENDANCE ZONE PLAN A

## Area to be rezoned:

- ☐ Beachwalk
- ☐ Sandy Creek
- ☐ Bridgewater TH
- ☐ EW Pappy Road

2024-2025 Projection: 1702 students includes 5<sup>th</sup> Grade Option and 8<sup>th</sup> Graders

(without 5<sup>th</sup> Grade and 8<sup>th</sup> Grade- 1590 students)

---

2025-2026 Projection: 1653 K-8 students (4%)

2026-2027 Projection: 1720 K-8 students (4%)

# ALICE B. LANDRUM MIDDLE SCHOOL (LMS): 2024-2025 SY – PLAN A

034116 Twin Creeks DRI - Beacon Lakes & Creekside  
from OPES & LMS

▪ 557 K-5	498 at OPES	59 O O Z
▪ 240 6-8	212 at LMS	28 O O Z
<hr/>		
▪	710	

- 1134 students
  - + 113 students (10% growth 2023-2024)
  - - 212 students to K-8 O O
  - - 21 students (10% growth 2023-2024)
  - + 74 rising 8<sup>th</sup> Graders
- 
- 1088 Projected students

**Alice B. Landrum Middle**

Current Enrollment: 1134



# LMS: PROPOSED ATTENDANCE ZONE PLAN A

## Area to be rezoned:

☐ Beacon Lakes

☐ Creekside

2024-2025 Projection: 1088 students includes 8<sup>th</sup>  
(without 8<sup>th</sup> Grade - 1014 students)

---

2025-2026 Projection: 1054 K-8 students (4%)

2026-2027 Projection: 1096 K-8 students (4%)

# SITUATION: Growth in Nocatee

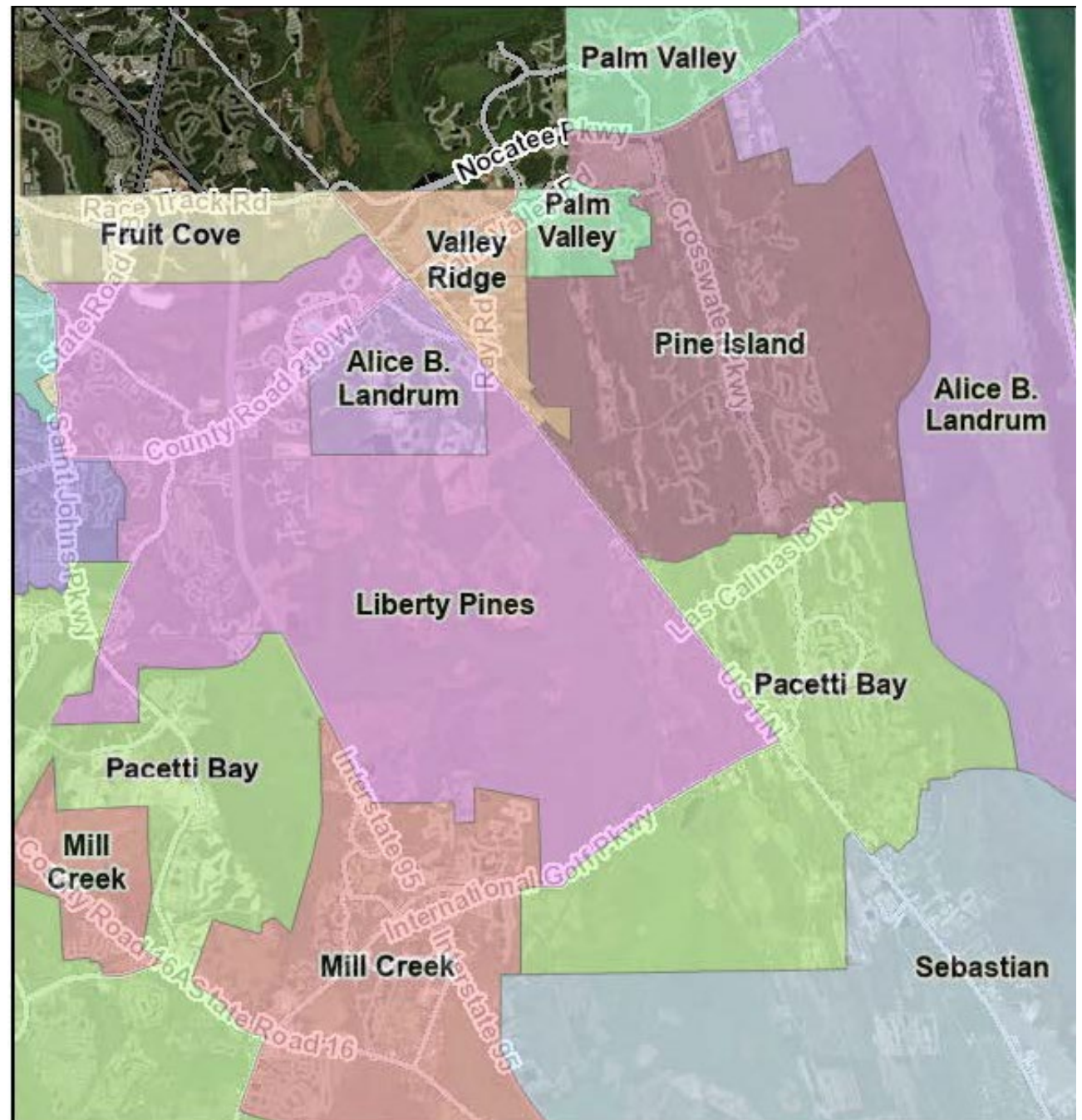
ATTENDANCE ZONING:  
GROWTH & CAPACITY BALANCING



# GROWTH & CAPACITY BALANCING

## NOCATEE – PLAN B:

PREPARE PIA FOR  
GROWTH  
DURING  
CONSTRUCTION



# Pine Island Academy

By 2026-2027:

- ❑ 432 homes in Seabrook
- ❑ 145 homes in Crosswinds
- ❑ 61 homes in Palmetto Cove
- ❑ 638 homes est. built & occupied

Pine Island Academy

Current Enrollment: 1707

- 636 homes built & occupied
- 0.65/du estimated Student Generation Rate
- 414 estimated additional students
- 0.69 students K-8 = 286 students

- 1707 students
- +286 student growth during construction
- +170 (10% growth)
- 2,163 Projected students for 2025-2026 SY

# SITUATION: Middle School Capacity

ATTENDANCE ZONING:  
GROWTH & CAPACITY BALANCING



## Further Explanation of Middle School Plan A – Sebastian Enrollment:

- Sebastian Middle School:
  - 2023-2024                632 students
  - 2022-2023                652 students
  - 2021-2022                702 students
  - 2020-2021                714 students
  - 2019-2020                751 students
  - 2018-2019                727 students

GROWTH & CAPACITY BALANCING:  
MIDDLE SCHOOL PLAN A

October 3, 2023

# Further Explanation of Middle School Plan A – Growth along US 1 in Sebastian Middle School Zone:

• Cordova Palms:	
• 750 SF du approved	Projected 113 MS students
• 129 SF du built (17.2%)	Existing 7 MS students (6.2%)
• North Creek:	
• 150 SF du approved	Projected 9.4 MS students
• 88 SF du built (58.7%)	Existing 8 MS students (85%)



- Pacetti Bay Middle current has 1 525 6-8 students and a permanent capacity of 1 228.
- Sebastian Middle currently has 630 6-8 students and a permanent capacity of 872.
- Wards Creek Elementary current has 1 160 students and a permanent capacity of 760.
- Liberty Pines Academy currently has 1 936 K-8 students and a permanent capacity of 1 726.

## ATTENDANCE ZONING: GROWTH & CAPACITY BALANCING



- Significant growth occurring in the PBMS attendance zone.
- Transportation inefficiency, along with the potential for increased traffic delays exists within the PBMS attendance zone.
- Available capacity exists in adjacent middle school attendance zones.

## ATTENDANCE ZONING: GROWTH & CAPACITY BALANCING



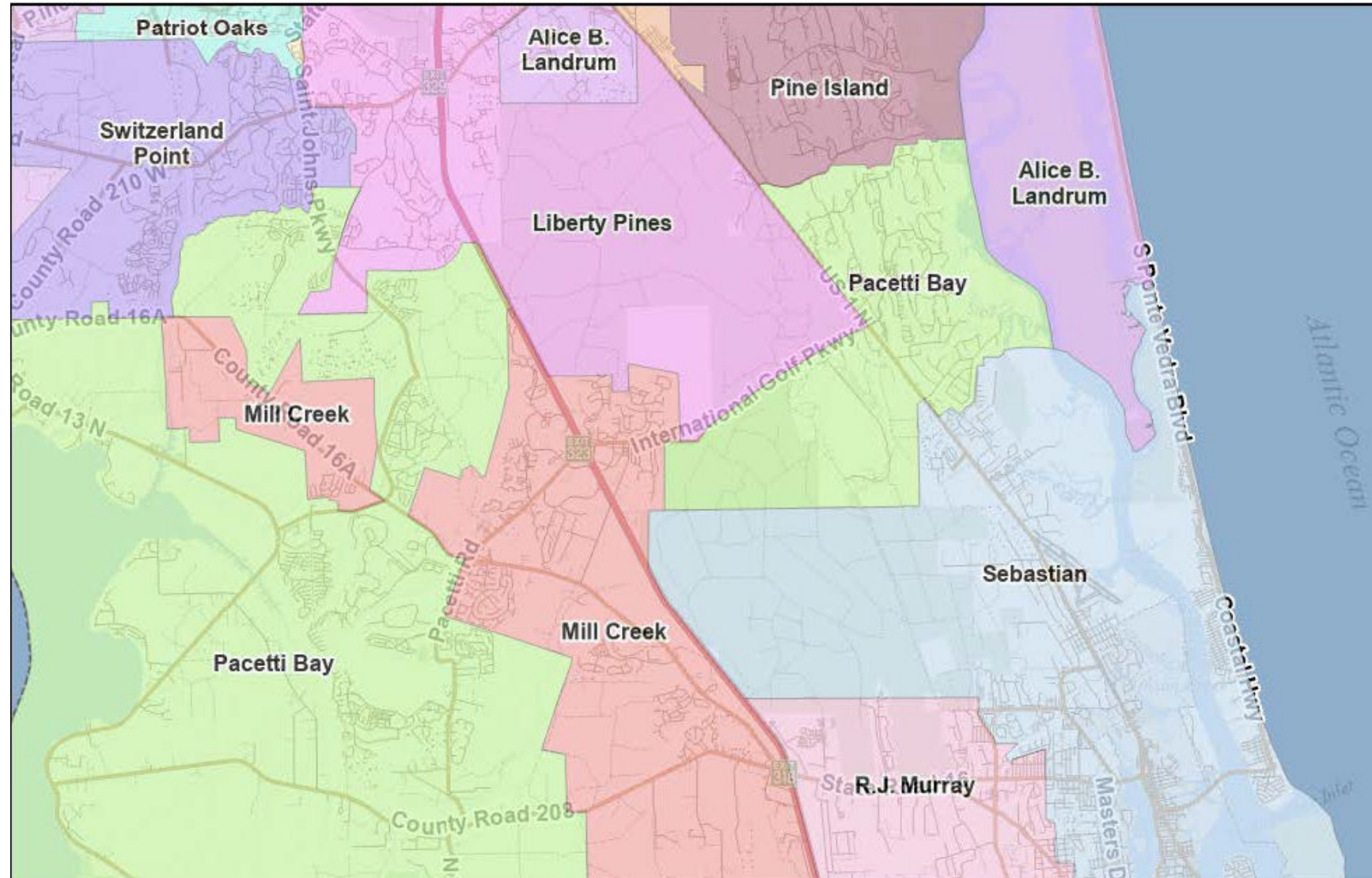
# ZONING PROPOSAL

ATTENDANCE ZONING:  
GROWTH & CAPACITY BALANCING



# CURRENT MIDDLE ATTENDANCE ZONES:

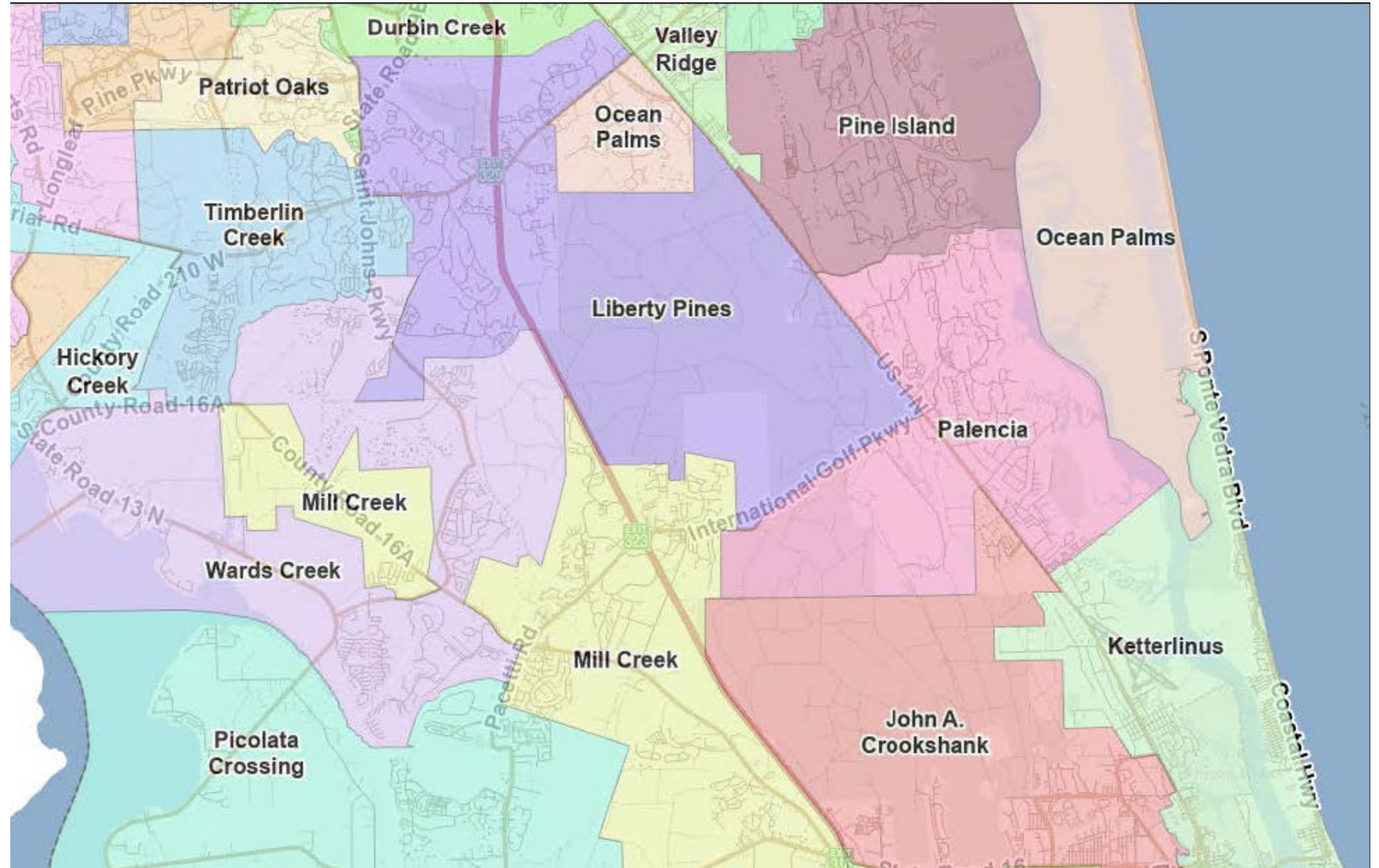
SEBASTIAN MIDDLE  
SCHOOL, PACETTI BAY  
MIDDLE SCHOOL AND  
LIBERTY PINES  
ACADEMY





# CURRENT ELEMENTARY ATTENDANCE ZONES:

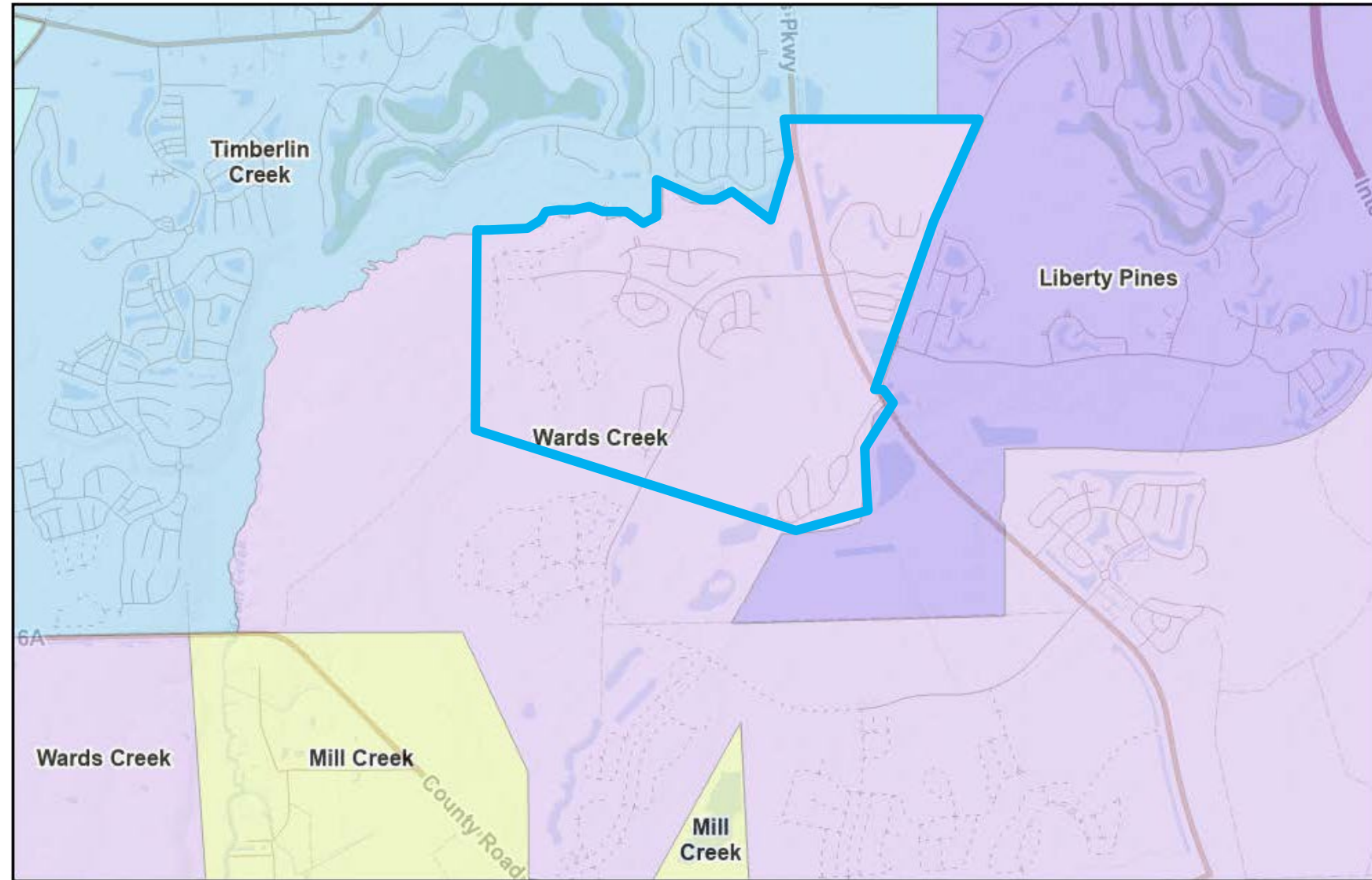
LIBERTY PINES  
ACADEMY, PALENCIA  
ELEMENTARY SCHOOL,  
WARDS CREEK  
ELEMENTARY SCHOOL



# GROWTH & CAPACITY BALANCING:

## MIDDLE SCHOOL PLAN B

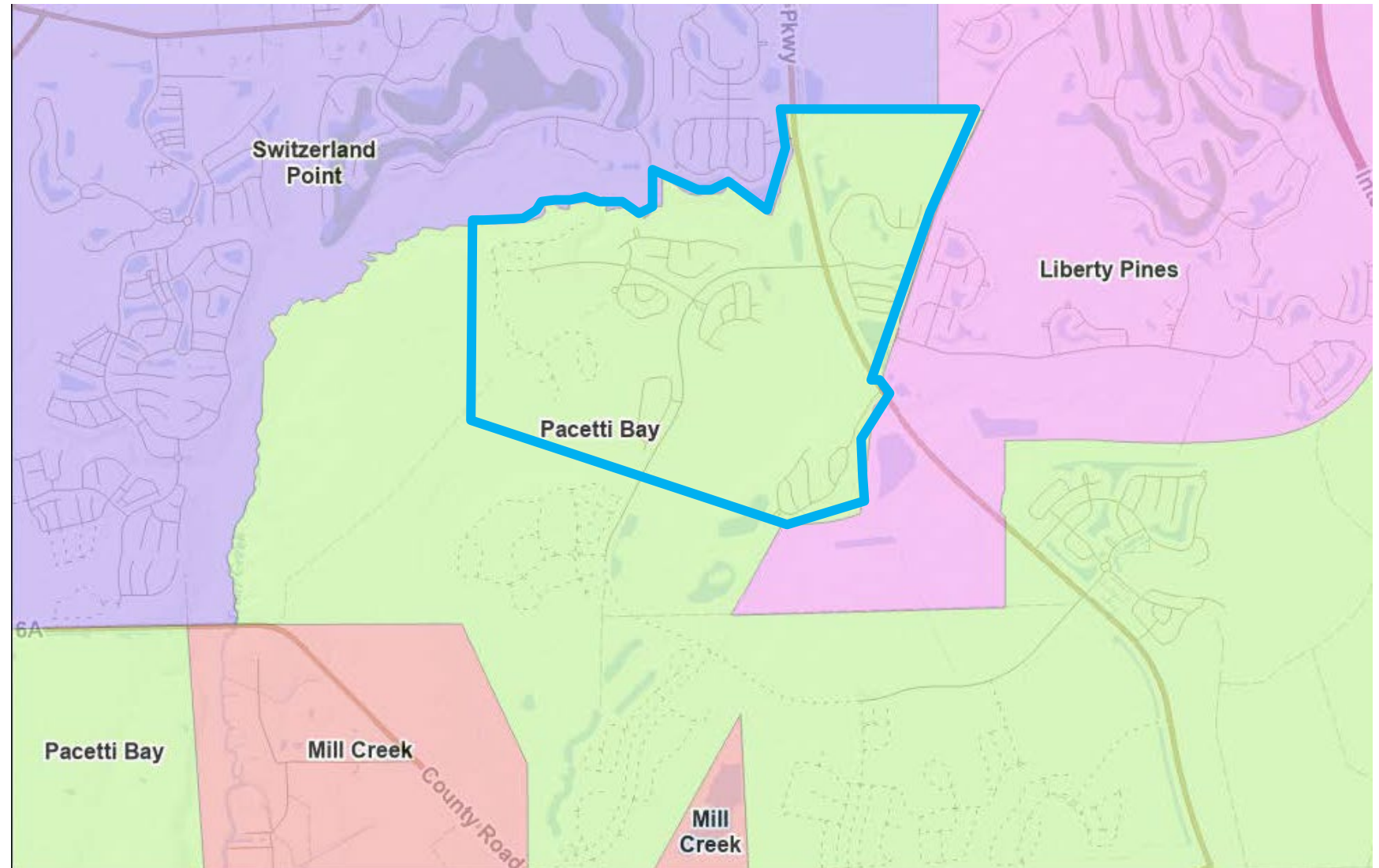
PBMS & WCES  
TO LPA



# GROWTH & CAPACITY BALANCING:

## MIDDLE SCHOOL PLAN B

## PBMS & WCES TO LPA





# LIBERTY PINES ACADEMY(LPA): 2024-2025 SY – MIDDLE SCHOOL PLAN B

034117 - Portion of SilverLeaf DRI

▪ 168 K-5	149 at WCES	19 OOOZ
▪ <u>68 6-8</u>	<u>64 at PBMS</u>	<u>4 OOOZ</u>
▪	213	

**Liberty Pines Academy**

Current Enrollment: 1936

## 2. LPA-K-8 School OO Plan A

- 1702 Projected students
- +213 students to LPA
- +21 students (10% growth)
- - 24 rising 8<sup>th</sup> Graders
- -18 5<sup>th</sup> Graders (Optional)
- 1894 Projected students

## 1. LPA - K-8 School OO – Plan A

- 1936 students
- +193 students (10% growth 2023-2024)
- - 490 students to K-8 OO
- - 49 students (10% growth 2023-2024)
- + 47 rising 8<sup>th</sup> Graders
- + 65 5<sup>th</sup> Graders (Optional)
- 1702 Projected students

# LPA: PROPOSED ATTENDANCE ZONE MIDDLE SCHOOL PLAN B

## Area to be rezoned:

### ☐ SilverLeaf Neighborhoods

☐ Waterford Lakes

☐ Holly Landing

☐ Holly Forest

☐ Oak Grove

☐ Courtney Oaks/Courtney  
Chase

2024-2025 Projection: 1894 students includes 5<sup>th</sup>  
Grade Option and 8<sup>th</sup> Graders

(with 5<sup>th</sup> Grade and 8<sup>th</sup> Grade- 1936 students)

---

2025-2026 Projection: 2129 K-8 students (10%)

2026-2027 Projection: 2342 K-8 students (10%)

# PACETTI BAY MIDDLE SCHOOL (PBMS): 2024-2025 SY – MIDDLE SCHOOL PLAN B

034117 - Portion of SilverLeaf DRI

▪ 168 K-5	149 at WCES	19 OOOZ
▪ <u>68 6-8</u>	<u>64 at PBMS</u>	<u>4 OOOZ</u>
▪	213	

**Pacetti Bay Middle School**

Current Enrollment: 1525

- 1525 students
  - - 64 students to LPA
  - +24 rising 8<sup>th</sup> Graders
- 
- 1485 Projected students
  - +89 student growth (6%)
  - 1574 students

# PBMS: PROPOSED ATTENDANCE ZONE MIDDLE SCHOOL PLAN B

## Area to be rezoned:

### ☐ SilverLeaf Neighborhoods

☐ Waterford Lakes

☐ Holly Landing

☐ Holly Forest

☐ Oak Grove

☐ Courtney Oaks/Courtney  
Chase

2024-2025 Projection: 1 574 students includes  
8<sup>th</sup> Graders

(without 8<sup>th</sup> Grade- 1 550 students)

---

2025-2026 Projection: 1 643 K-8 students (6%)

2026-2027 Projection: 1 742 K-8 students (6%)

# WARDS CREEK ELEMENTARY SCHOOL (WCES): 2024-2025 SY – MIDDLE SCHOOL PLAN B

034117 - Portion of SilverLeaf DRI

▪ 168 K-5	149 at WCES	19 OOZ
▪ <u>68 6-8</u>	<u>64 at PBMS</u>	<u>4 OOZ</u>
▪	213	

## Wards Creek Elementary

Current Enrollment: 1160

- 1160 students
- +116 students (10% growth 2023-2024)
- - 149 students to LPA
- - 14 students (10% growth 2023-2024)
- +65 5<sup>th</sup> Graders (optional)
- ---

1178 Projected students

# WCES: PROPOSED ATTENDANCE ZONE MIDDLE SCHOOL PLAN B

## Area to be rezoned:

- ☐ SilverLeaf Neighborhoods
- ☐ Waterford Lakes
- ☐ Holly Landing
- ☐ Holly Forest
- ☐ Oak Grove
- ☐ Courtney Oaks/Courtney Chase

2024-2025 Projection: 1 178 students includes 5<sup>th</sup> Grade Option

(without 5<sup>th</sup> Grade- 1 113 students)

---

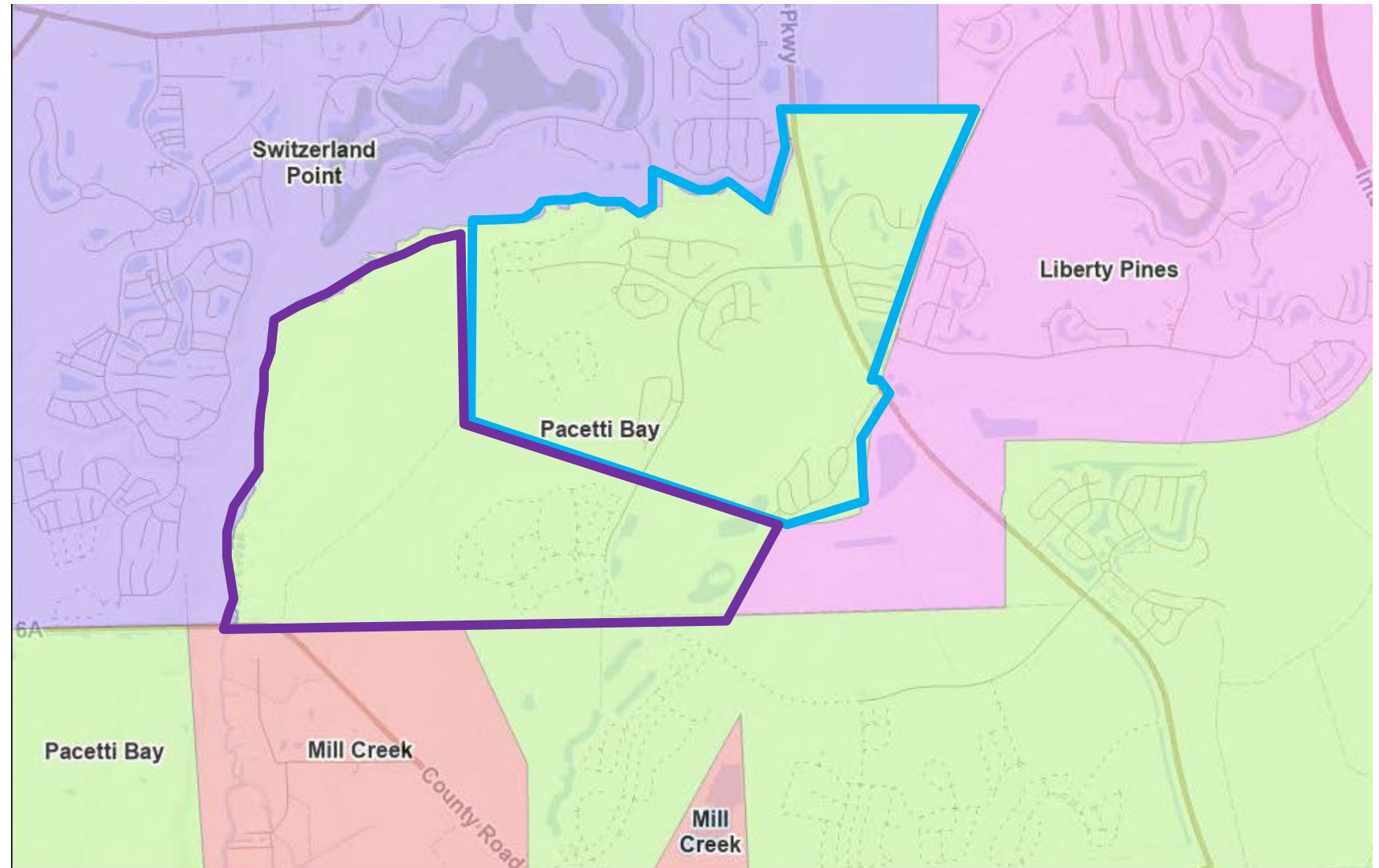
2025-2026 Projection: 1 224 K-8 students (10%)

2026-2027 Projection: 1 346 K-8 students (10%)

# GROWTH & CAPACITY BALANCING:

## MIDDLE SCHOOL PLAN C

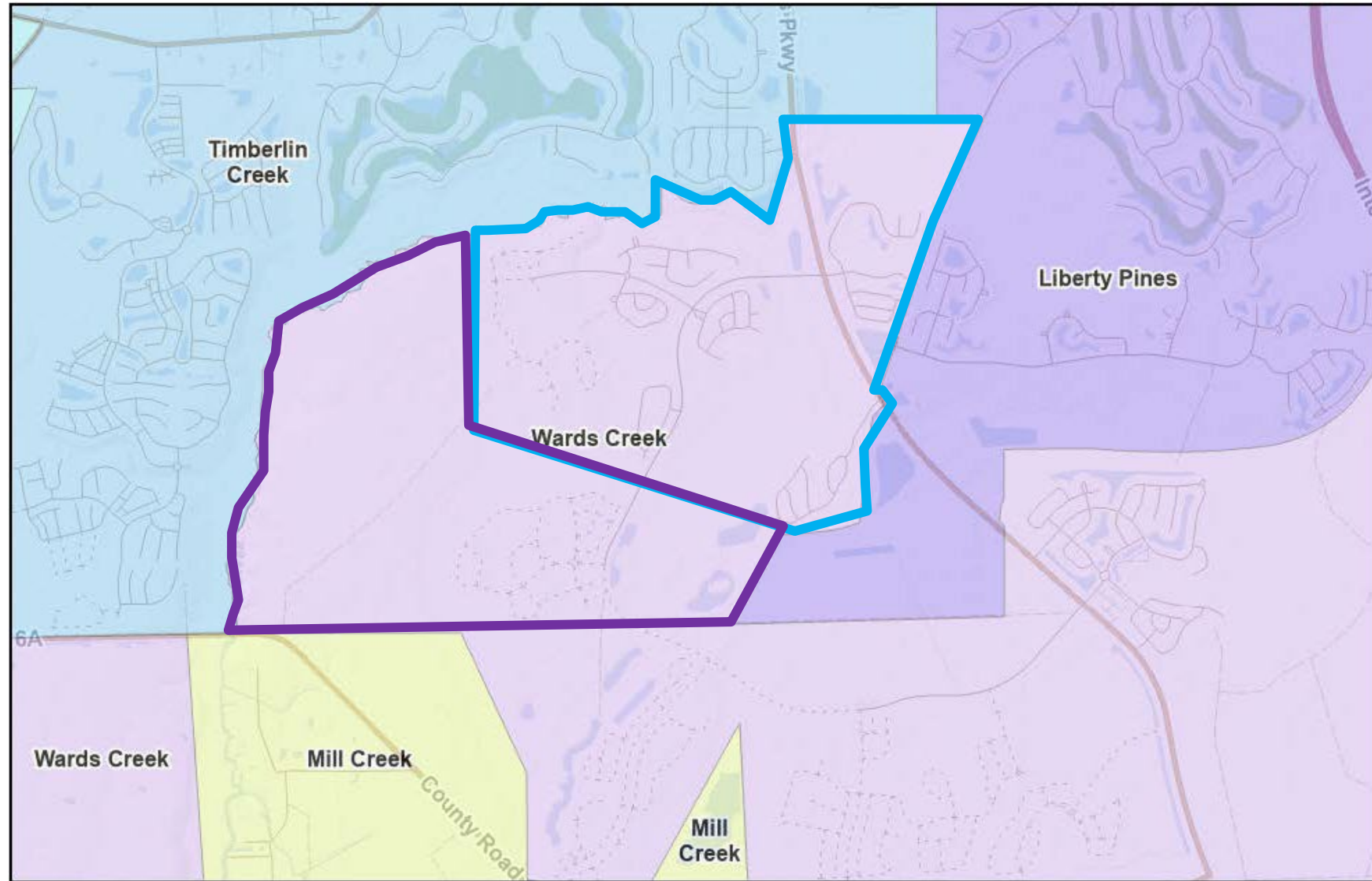
PBMS & WCES  
TO LPA



# GROWTH & CAPACITY BALANCING:

## MIDDLE SCHOOL PLAN C

PBMS  
&WCES TO  
LPA





# K-8 SCHOOL NN: 2024-2025 SY – PLAN A & MIDDLE SCHOOL PLAN C

## 034118 Shearwater from TCES & SPMS

▪ 650 K-5	607 at TCES	43 OOZ
▪ <u>279 6-8</u>	<u>258 at SPMS</u>	<u>21 OOZ</u>
▪	865	

## 045104 from HCES & SPMS

▪ 131 K-5	121 at HCES	10 OOZ
▪ <u>84 6-8</u>	<u>78 at SPMS</u>	<u>6 OOZ</u>
▪	199	

## 050110 from HCES & SPMS

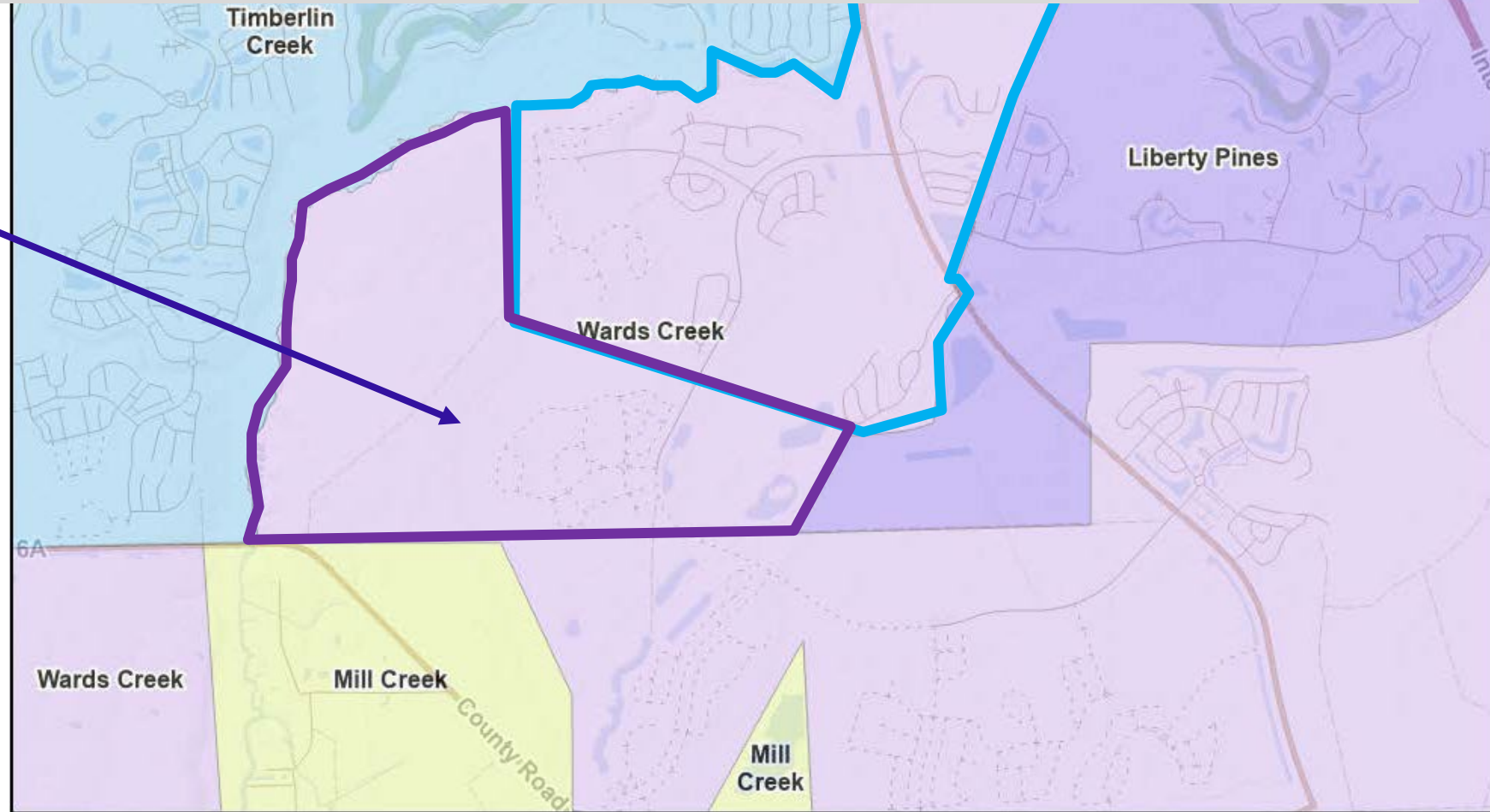
▪ 7 K-5	7 at HCES	0 OOZ
▪ <u>4 6-8</u>	<u>4 at SPMS</u>	<u>0 OOZ</u>
▪	11	

## K-8 NN Plan A

- 1075 students to be rezoned
- +107 students (10% growth 2023-2024)
- -122 rising 8<sup>th</sup> Graders
- 1060 Projected students

# K-8 SCHOOL NN: 2024-2025 SY – PLAN A & MIDDLE SCHOOL PLAN C

- Unplatted portion of Silverleaf with est. 675 homes
- 0.63/du estimated Student Generation Rate
- 425 estimated additional students
- 0.69 students K-8 = 293 students



# K-8 SCHOOL NN: 2024-2025 SY – PLAN A & MIDDLE SCHOOL PLAN C

## 1. K-8 NN Plan A

- 1075 students to be rezoned
  - +107 students (10% growth 2023-2024)
  - -122 rising 8<sup>th</sup> Graders
- 
- 1060 Projected students

## 2. K-8 School NN – Middle School Plan C

- 1060 Projected students
  - +293 students to K-8 School NN
  - +29 students (10% growth)
- 
- 1382 Projected students

# K-8 SCHOOL NN: PROPOSED ATTENDANCE ZONE PLAN A & MIDDLE SCHOOL PLAN C

- ☐ Shearwater
- ☐ Greenbriar Plantation
- ☐ Countryside
- ☐ Whitelock Farms
- ☐ Equestrian Way
- ☐ Grand Creek
- ☐ River Oaks Drive
- ☐ The Village
- ☐ SilverLeaf DRI (portion)

2024-2025 Projection: 1060 students

(with 8<sup>th</sup> Grade: 1182 students)

With MS Plan C: 1382 K-8 Students

---

2025-2026 Projection: 1520 K-8 students (10%)

2026-2027 Projection: 1672 K-8 students (10%)

# LIBERTY PINES ACADEMY(LPA): 2024-2025 SY – MIDDLE SCHOOL PLAN C

034117 - Portion of SilverLeaf DRI

▪ 168 K-5	149 at WCES	19 OOOZ
▪ <u>68 6-8</u>	<u>64 at PBMS</u>	<u>4 OOOZ</u>
▪	213	

**Liberty Pines Academy**

Current Enrollment: 1936

## 2. LPA-K-8 School OO Plan A

- 1702 Projected students
- +213 students to LPA
- +21 students (10% growth)
- - 24 rising 8<sup>th</sup> Graders
- -18 5<sup>th</sup> Graders (Optional)
- 1894 Projected students

## 1. LPA - K-8 School OO – Plan A

- 1936 students
- +193 students (10% growth 2023-2024)
- - 490 students to K-8 OO
- - 49 students (10% growth 2023-2024)
- + 47 rising 8<sup>th</sup> Graders
- + 65 5<sup>th</sup> Graders (Optional)
- 1702 Projected students

# LPA: PROPOSED ATTENDANCE ZONE MIDDLE SCHOOL PLAN C

## Area to be rezoned:

### ☐ SilverLeaf Neighborhoods

☐ Waterford Lakes

☐ Holly Landing

☐ Holly Forest

☐ Oak Grove

☐ Courtney Oaks/Courtney  
Chase

2024-2025 Projection: 1894 students includes 5<sup>th</sup>  
Grade Option and 8<sup>th</sup> Graders

(with 5<sup>th</sup> Grade and 8<sup>th</sup> Grade- 1936 students)

---

2025-2026 Projection: 2129 K-8 students (10%)

2026-2027 Projection: 2342 K-8 students (10%)

# PACETTI BAY MIDDLE SCHOOL (PBMS): 2024-2025 SY – MIDDLE SCHOOL PLAN C

034117 - Portion of SilverLeaf DRI

▪ 168 K-5	149 at WCES	19 OOOZ
▪ <u>68 6-8</u>	<u>64 at PBMS</u>	<u>4 OOOZ</u>
▪	213	

**Pacetti Bay Middle School**

Current Enrollment: 1525

- 1525 students
  - - 64 students to LPA
  - +24 rising 8<sup>th</sup> Graders
- 
- 1485 Projected students
  - +89 student growth (6%)
  - 1574 students

# PBMS: PROPOSED ATTENDANCE ZONE MIDDLE SCHOOL PLAN C

## Area to be rezoned:

### ☐ SilverLeaf Neighborhoods

☐ Waterford Lakes

☐ Holly Landing

☐ Holly Forest

☐ Oak Grove

☐ Courtney Oaks/Courtney  
Chase

2024-2025 Projection: 1 574 students includes  
8<sup>th</sup> Graders

(without 8<sup>th</sup> Grade- 1 550 students)

---

2025-2026 Projection: 1 643 K-8 students (6%)

2026-2027 Projection: 1 742 K-8 students (6%)



# WARDS CREEK ELEMENTARY SCHOOL (WCES): 2024-2025 SY – MIDDLE SCHOOL PLAN C

034117 - Portion of SilverLeaf DRI

▪ 168 K-5	149 at WCES	19 OOZ
▪ <u>68 6-8</u>	<u>64 at PBMS</u>	<u>4 OOZ</u>
▪	213	

## Wards Creek Elementary

Current Enrollment: 1160

- 1160 students
- +116 students (10% growth 2023-2024)
- - 149 students to LPA
- - 14 students (10% growth 2023-2024)
- +65 5<sup>th</sup> Graders (optional)
- ---

1178 Projected students

# WCES: PROPOSED ATTENDANCE ZONE MIDDLE SCHOOL PLAN C

## Area to be rezoned:

- ☐ SilverLeaf Neighborhoods
- ☐ Waterford Lakes
- ☐ Holly Landing
- ☐ Holly Forest
- ☐ Oak Grove
- ☐ Courtney Oaks/Courtney Chase

2024-2025 Projection: 1178 students includes 5<sup>th</sup> Grade Option

(without 5<sup>th</sup> Grade- 1113 students)

---

2025-2026 Projection: 1224 K-8 students (10%)

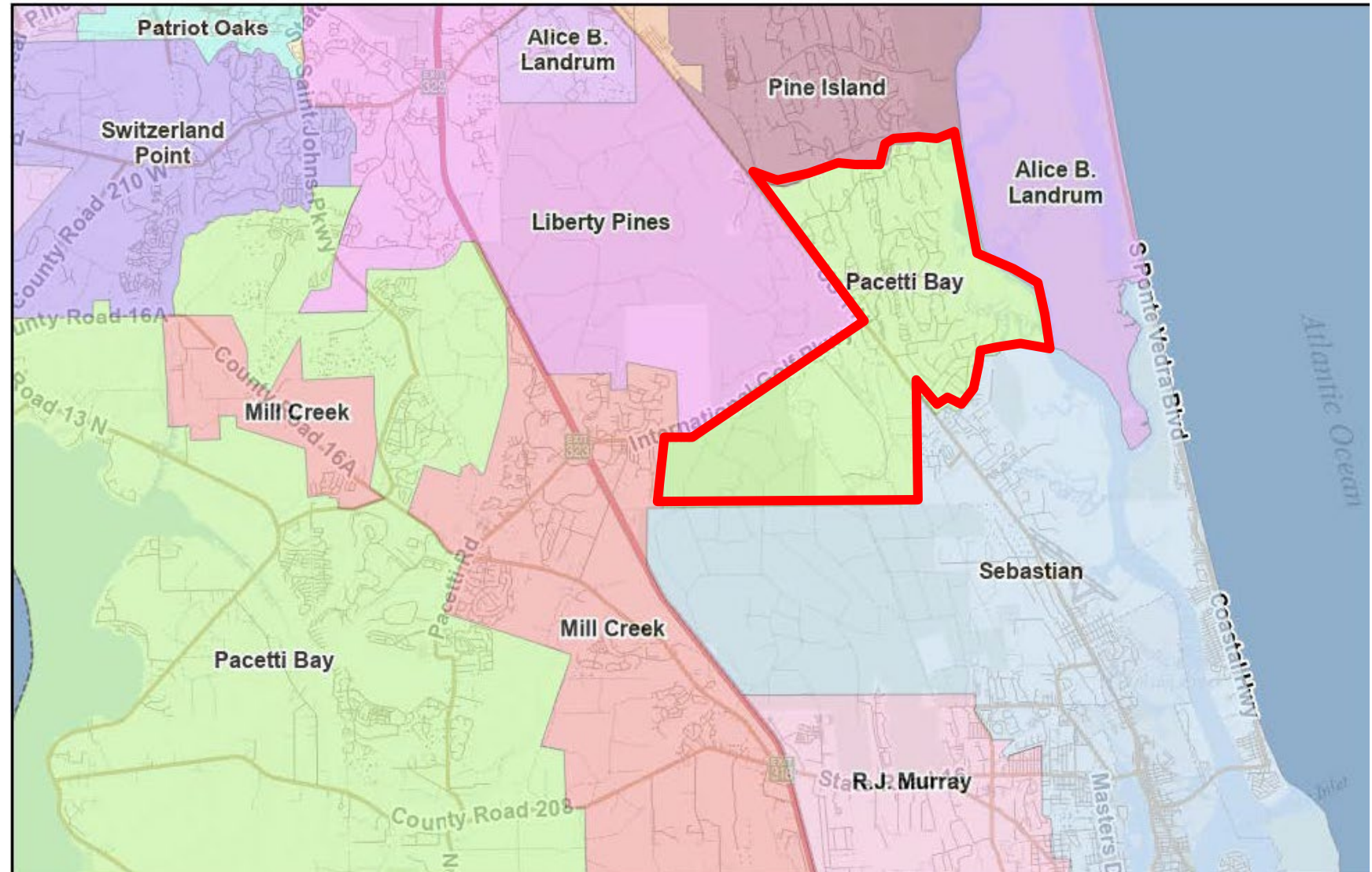
2026-2027 Projection: 1346 K-8 students (10%)

0

# GROWTH & CAPACITY BALANCING:

## MIDDLE SCHOOL PLAN A

## PBMS TO SMS



# SEBASTIAN MIDDLE SCHOOL (SMS): 2024-2025 SY – PLAN A

034106 Palencia DRI, Kensington, Las Calinas &  
Surrounding residential areas from PBMS

▪ 443 6-8	395 at PBMS	48 OOZ
-----------	-------------	--------

034107 St. Marks Pond Blvd- from PBMS

▪ <u>2 6-8</u>	<u>2 at PBMS</u>	<u>0 OOZ</u>
397		

- 630 students
  - + 397 students to SMS
  - - 183 rising 8<sup>th</sup> Graders
- 
- 844 Projected students

**Sebastian Middle School**

Current Enrollment: 630

- 2025-2026
- + 844 students
  - + 183 8<sup>th</sup> Graders
- 
- 1027 Projected students

# PACETTI BAY MIDDLE SCHOOL (PBMS): 2024-2025 SY – PLAN A

034106 Palencia DRI, Kensington, Las Calinas &  
Surrounding residential areas from PBMS

▪ 443 6-8	395 at PBMS	48 OOOZ
-----------	-------------	---------

034107 St. Marks Pond Blvd- from PBMS

▪ 2 6-8	2 at PBMS	0 OOOZ
<hr/>		
	397	

- 1525 students
  - - 397 students to SMS
  - + 183 rising 8<sup>th</sup> Graders
- 

- 1311 Projected students
- +79 students growth (6%)
- 1390 students

**Pacetti Bay Middle School**

Current Enrollment: 1525

2025-2026

- + 1390 students
  - - 183 8<sup>th</sup> Graders
- 

- 1207 Projected students
- + 72 students growth (6%)
- 1279 students

## Further Explanation of Middle School Plan A:

- Cost of Additional Relocatables:
  - Additional Electrical Service at PBMS to add one more relocatable: \$200,000
  - Cost to install relocatable, furnish and equip with technology \$50,000 per unit
- Available Seats at Sebastian
- This area has been zoned to Sebastian previously
- Teachers follow students.

GROWTH & CAPACITY BALANCING:  
MIDDLE SCHOOL PLAN A

October 3, 2023

- Student Enrollment at Palencia Elementary

### Palencia Elementary

K	100	5	123	}		
1	106	6	189			312
2	127	7	183			
3	116					
4	134					

# GROWTH & CAPACITY BALANCING: MIDDLE SCHOOL PLAN A

October 3, 2023



## Further Explanation of Middle School Plan A:

- Transportation Efficiency
  - Transporting students to SMS is approximately one mile closer.
  - Four-lane US 1 provides a quicker bus route than the constrained and congested roads to PBMS: IGP and Pacetti Road
  - Will allow bus pickup to be approximately 10 minutes later on the 8 buses serving Palencia/Kensington/Las Calinas at a cost savings of \$8000.
  - Reduce the need to add another ESE bus at the cost of \$145,000

GROWTH & CAPACITY BALANCING:  
MIDDLE SCHOOL PLAN A

October 3, 2023

## Further Explanation of Middle School Plan A:

- Future Transportation Challenges and Traffic Congestion
  - Straightening of the curve on IGP
  - Construction of CR 2209 from SilverLeaf to SR 16
  - Improvements to SR 16/IGP/Pacetti Road Intersection
  - Construction and additional traffic of Bass Pro Shop & Home Depot

GROWTH & CAPACITY BALANCING:  
MIDDLE SCHOOL PLAN A

October 3, 2023

## Further Explanation of Middle School Plan A:


- K-8 Structure and Capacity
  - Would need to evaluate the impact of adding an elementary school to a K-8 school
  - No K-8s with current capacity in the area
  - New K-8 School RR will open 2026-2027
- 6<sup>th</sup> Grade Holdover at Elementary School – Attempted as a growth management measure. Resulted in students being behind peers.

GROWTH & CAPACITY BALANCING:  
MIDDLE SCHOOL PLAN A

October 3, 2023

## Further Explanation of Middle School Plan A:

- Certified STEM Program and Advanced Educational Offerings at SMS



**Sebastian Middle School**  
Science Technology Engineering Arts Math

**Build Your Mind, Explore Your World, Create your Future!**

We are Sebastian Middle School, St. Johns County ONLY certified S.T.E.M. where every student learns to SOAR!  
We focus on project based learning and authentic experiences in our classrooms to help students make real world connections.

# GROWTH & CAPACITY BALANCING: MIDDLE SCHOOL PLAN A

October 3, 2023

## OPTIONS FOR IN-PERSON PUBLIC INPUT

- September 5<sup>th</sup> School Board Workshop & Town Hall Meeting at BTHS
- September 7<sup>th</sup> Town Hall Meeting at BHS
- September 12<sup>th</sup> School Board Meeting
- September 26<sup>th</sup> School Board Workshop
- October 3rd School Board Workshop

ATTENDANCE ZONING:  
TOWN HALL MEETINGS  
SCHOOL BOARD WORKSHOPS & MEETINGS



# OPTIONS FOR IN-PERSON PUBLIC INPUT

- October 10<sup>th</sup>: Discussion and Approval of Advertisement for Attendance Zone Changes at School Board Meeting
- October 24<sup>th</sup> School Board Workshop
- November 7<sup>th</sup> School Board Workshop
- November 14<sup>th</sup> Discussion and Approval of Attendance Zone Changes at School Board Meeting

ATTENDANCE ZONING:  
TOWN HALL MEETINGS  
SCHOOL BOARD WORKSHOPS & MEETINGS



# OTHER OPTIONS FOR INPUT

Please visit St. Johns County School District's website:

- **Download the PowerPoint and attendance zone proposals.**
- **Email** comments and suggestions to our design team, School Board Members and Superintendent.  
[www.stjohns.k12.fl.us/zoning](http://www.stjohns.k12.fl.us/zoning)
- Provide Public Comment Online through WebEX at School Board Workshops & Meetings

ATTENDANCE ZONING:  
SCHOOL BOARD WORKSHOP &  
TOWN HALL MEETINGS





# QUESTIONS DISCUSSION

---





# ATTENDANCE ZONING: 2024-2025

October 3, 2023