



# ATTENDANCE ZONING 2024-2025

## K-8 SCHOOLS NN & OO/ GROWTH & CAPACITY BALANCING

### APPROVAL OF ADVERTISEMENT

SCHOOL BOARD MEETING

October 10, 2023



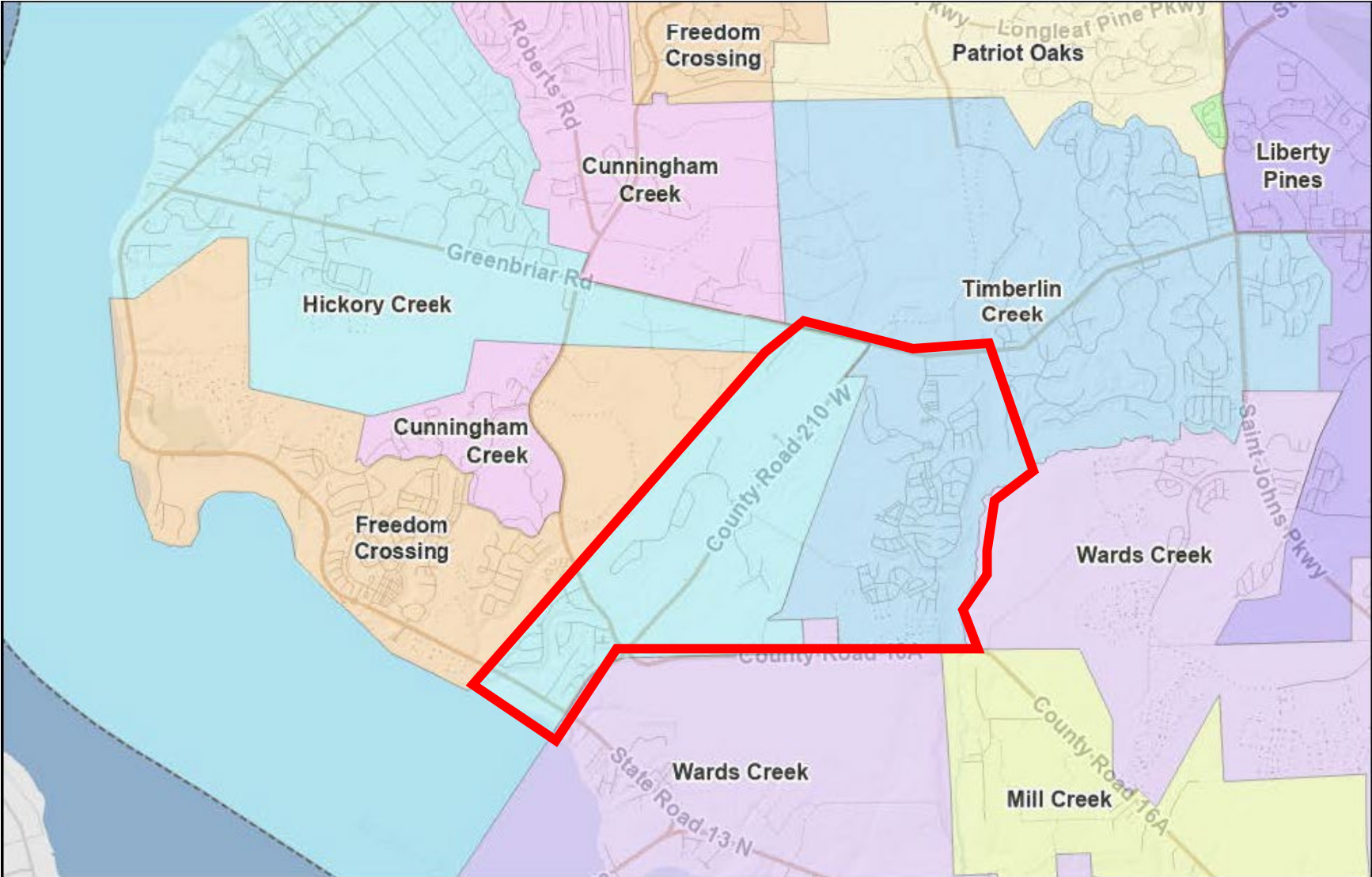
# ATTENDANCE ZONING:

**K-8 SCHOOL NN**  
**2024-2025 SY**

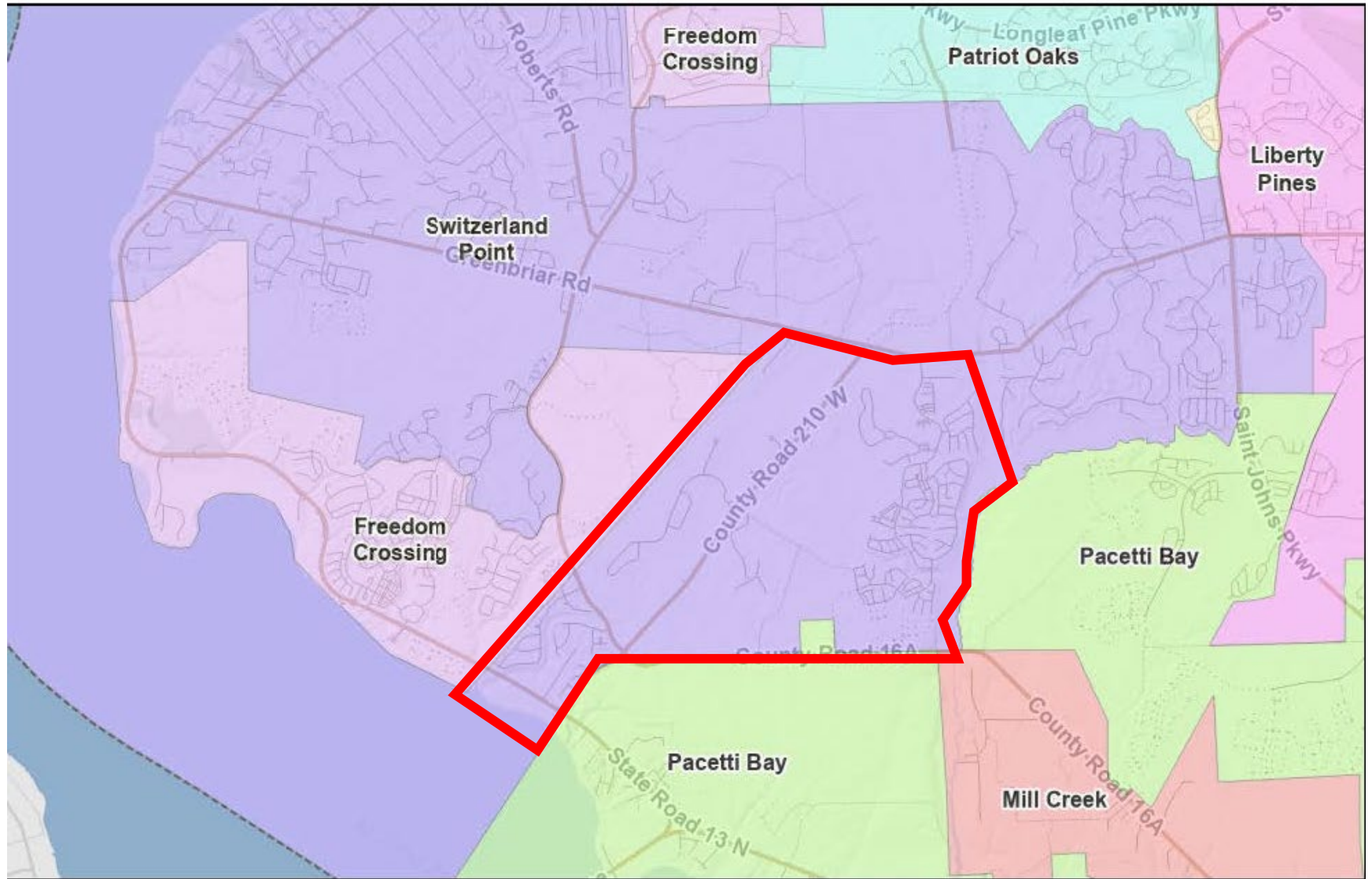
**SCHOOL BOARD MEETING**

October 10, 2023

**K-8 School  
NN:  
Plan A  
Elementary**



**K-8  
School  
NN:  
Plan A  
Middle**



# K-8 School NN: 2024-2025 SY – Plan A

- 034118 Shearwater from TCES & SPMS

- 650 K-5                      607 at TCES                      43 00Z
- 279 6-8                      258 at SPMS                      21 00Z
- 865

- 045104 from HCES & SPMS

- 131 K-5                      121 at HCES                      10 00Z
- 84 6-8                      78 at SPMS                      6 00Z
- 199

- 050110 from HCES & SPMS

- 7 K-5                      7 at HCES                      0 00Z
- 4 6-8                      4 at SPMS                      0 00Z
- 11

- 1075 students to be rezoned
- +107 students (10% growth 2023-2024)
- -122 rising 8<sup>th</sup> Graders
- 1060 Projected students

# K-8 SCHOOL NN: PROPOSED ATTENDANCE ZONE PLAN A

- Shearwater
- Greenbriar Plantation
- Countryside
- Whitelock Farms
- Equestrian Way
- Grand Creek
- River Oaks Drive
- The Village

2024-2025 Projection: 1060 students  
(with 8<sup>th</sup> Grade: 1182 students)

---

2025-2026 Projection: 1300 K-8 students (10%)

2026-2027 Projection: 1430 K-8 students (10%)

# Timberlin Creek Elementary School (TCES): 2024-2025 SY – Plan A

- 034118 Shearwater from TCES & SPMS

• 650 K-5	607 at TCES	43 OoZ
• <u>279 6-8</u>	<u>258 at SPMS</u>	<u>21 OoZ</u>
•	865	

## Timberlin Creek Elementary

Current Enrollment: 1 299

- 1299 students
- +129 students (10% growth 2023-2024)
- - 607 students to K-8 NN
- - 60 students (10% growth 2023-2024)
- +107 5<sup>th</sup> Graders (optional)

---

- 868 Projected students

# TCES: PROPOSED ATTENDANCE ZONE PLAN A

## Area to be rezoned:

Shearwater

2024-2025 Projection: 868 students - includes 5<sup>th</sup> Grade Option

(without 5<sup>th</sup> Grade- 761 students)

---

2025-2026 Projection: 791 K-8 students (4%)

2026-2027 Projection: 823 K-8 students (4%)



# Hickory Creek Elementary School (HCES): 2024-2025 SY – Plan A

• 045104 from HCES & SPMS		
• 131 K-5	121 at HCES	10 00Z
• <u>84 6-8</u>	<u>78 at SPMS</u>	<u>6 00Z</u>
•	199	
• 050110 from HCES & SPMS		
• 7 K-5	7 at HCES	0 00Z
• <u>4 6-8</u>	<u>4 at SPMS</u>	<u>0 00Z</u>
•	11	

- 784 students
- + 78 students (10% growth 2023-2024)
- - 128 students to K-8 NN
- - 12 (10% growth 2023-2024)
- + 23 5<sup>th</sup> Graders (Optional)

---

- 745 Projected students

**Hickory Creek Elementary**

Current Enrollment: 784

# HCES: PROPOSED ATTENDANCE ZONE PLAN A

## Area to be rezoned:

- Greenbriar Plantation
- Countryside
- Whitelock Farms
- Equestrian Way
- Grand Creek
- River Oaks Drive
- The Village

2024-2025 Projection: 745 students - includes 5<sup>th</sup> Grade Option.

(without 5<sup>th</sup> Grade - 722 students)

---

2025-2026 Projection: 750 K-8 students (4%)

2026-2027 Projection: 781 K-8 students (4%)

# Switzerland Point Middle School (SPMS): 2024-2025 SY – Plan A

• 034118 Shearwater from TCES & SPMS		
• 650 K-5	607 at TCES	43 00Z
• <u>279 6-8</u>	258 at SPMS	<u>21 00Z</u>
•	865	
• 045104 from HCES & SPMS		
• 131 K-5	121 at HCES	10 00Z
• <u>84 6-8</u>	78 at SPMS	<u>6 00Z</u>
•	199	
• 050110 from HCES & SPMS		
• 7 K-5	7 at HCES	0 00Z
• <u>4 6-8</u>	4 at SPMS	<u>0 00Z</u>
•	11	

- 1507 students
- +150 students (10% growth 2023-2024)
- -340 students to K-8 NN
- -34 students (10% growth 2023-2024)
- +122 rising 8<sup>th</sup> Graders

---

1405 Projected students

**Switzerland Point Middle**

Current Enrollment: 1507

# SPMS: PROPOSED ATTENDANCE ZONE PLAN A

## Area to be rezoned:

- Shearwater
- Greenbriar Plantation
- Countryside
- Whitelock Farms
- Equestrian Way
- Grand Creek
- River Oaks Drive
- The Village

2024-2025 Projection: 1 405 students- includes  
8<sup>th</sup> Grade

(without 8<sup>th</sup> Grade - 1 283 students)

---

2025-2026 Projection: 1 347 K-8 students (5%)

2026-2027 Projection: 1 414 K-8 students (5%)



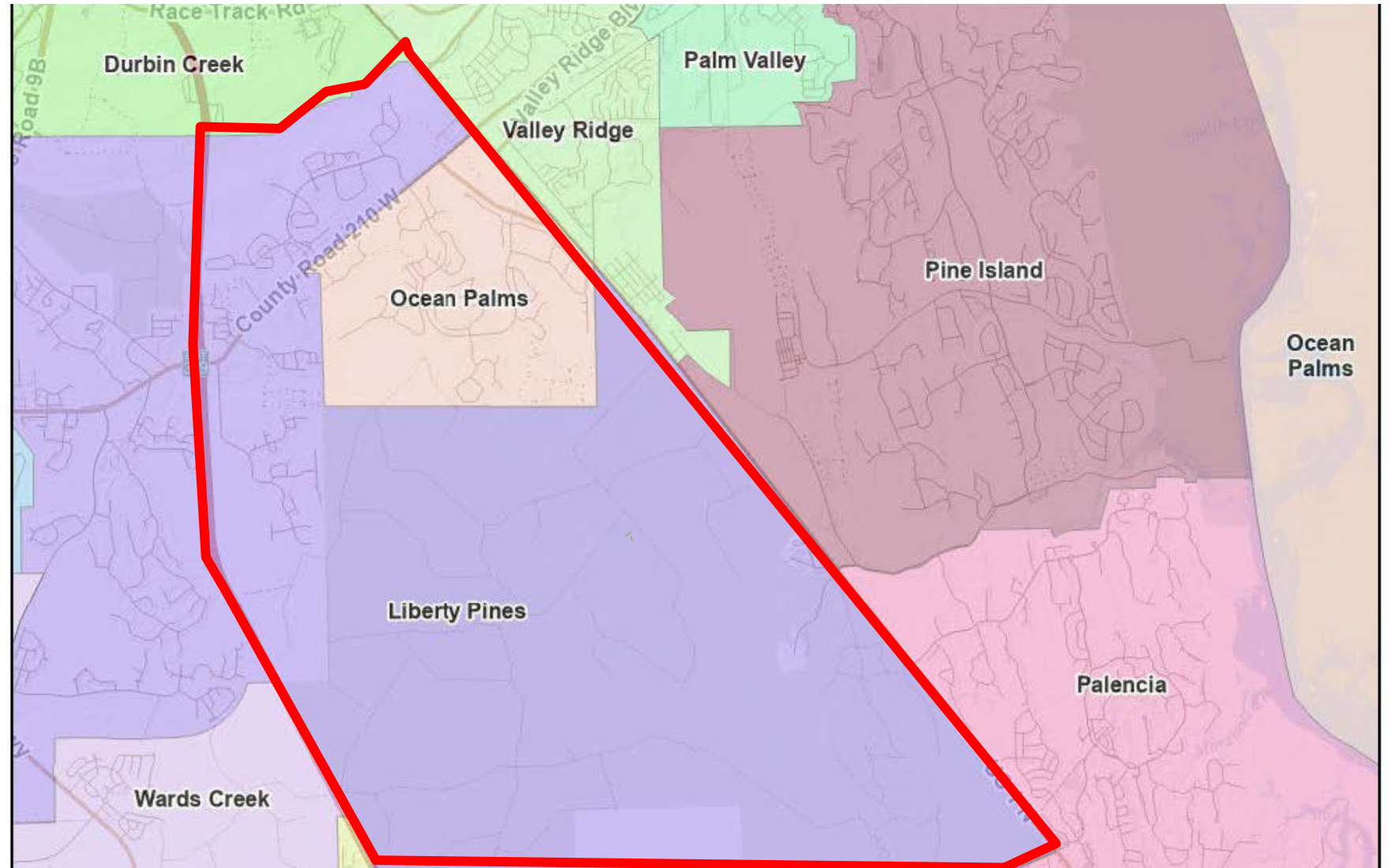
# ATTENDANCE ZONING:

**K-8 SCHOOL 00**  
**2024-2025 SY**

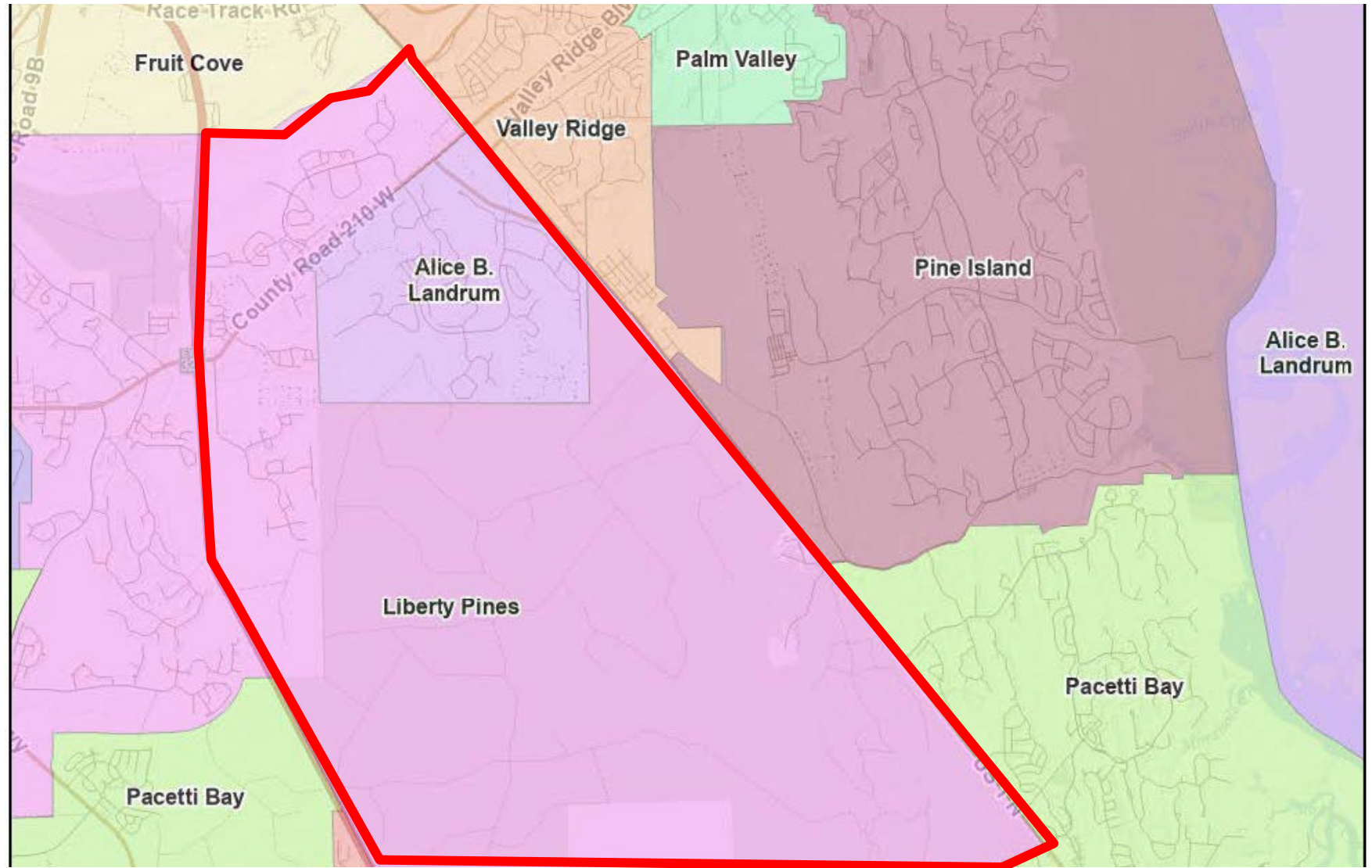
**SCHOOL BOARD MEETING**

October 10, 2023

K-8 SCHOOL  
OO:  
PLAN A  
ELEMENTARY



**K-8 SCHOOL  
OO:  
PLAN A  
MIDDLE**



# K-8 SCHOOL OO: 2024-2025 SY – PLAN A

## 034116 Twin Creeks DRI - Beacon Lakes & Creekside from OPES & LMS

▪ 557 K-5	498 at OPES	59 OOZ
▪ <u>240 6-8</u>	<u>212 at LMS</u>	<u>28 OOZ</u>
▪	710	

## 047227 Twin Creeks DRI - Beachwalk from LPA

▪ 236 K-5	219 at LPA	17 OOZ
▪ <u>126 6-8</u>	<u>109 at LPA</u>	<u>17 OOZ</u>
▪	328	

## 034105 Sandy Creek & Bridgewater TH from LPA

▪ 128 K-5	103 at LPA	25 OOZ
▪ <u>66 6-8</u>	<u>59 at LPA</u>	<u>7 OOZ</u>
▪	162	

- 1200 students to be rezoned
  - + 120 students (10% growth 2023-2024)
  - - 121 rising 8<sup>th</sup> graders
- 
- 1199 Projected students



# K-8 SCHOOL 00: PROPOSED ATTENDANCE ZONE PLAN A

- Beacon Lakes
- Creekside
- Beachwalk
- Sandy Creek
- Bridgewater TH
- EW Pappy Road

2024-2025 Projection: 1 199 students  
(with 8<sup>th</sup> Grade: 1 400 students)

---

2024-2025 Projection: 1 540 K-8 students (10%)

2025-2026 Projection: 1 694 K-8 students (10%)

# OCEAN PALMS ELEMENTARY SCHOOL (OPES): 2024-2025 SY – PLAN A

034116 Twin Creeks DRI - Beacon Lakes & Creekside  
from OPES & LMS

▪ 557 K-5	498 at OPES	59 OOOZ
▪ <u>240 6-8</u>	<u>212 at LMS</u>	<u>28 OOOZ</u>
▪	710	

**Ocean Palms Elementary**

Current Enrollment: 931

- 931 students
- + 93 students (10% growth 2023-2024)
- - 498 students to K-8 OO
- - 49 students (10% growth 2023-2024)
- +69 5<sup>th</sup> Graders (optional)

---

- 546 Projected students

# OPEs: PROPOSED ATTENDANCE ZONE PLAN A

## Area to be rezoned:

Beacon Lakes

Creekside

2024-2025 Projection: 546 students includes 5<sup>th</sup> Grade Option

(without 5<sup>th</sup> Grade- 477 students)

---

2025-2026 Projection: 496 K-8 students (4%)

2026-2027 Projection: 516 K-8 students (4%)

# LIBERTY PINES ACADEMY(LPA): 2024-2025 SY – PLAN A

## 047227 Twin Creeks DRI - Beachwalk from LPA

▪ 236 K-5	219 at LPA	17 00Z
▪ <u>126 6-8</u>	<u>109 at LPA</u>	<u>17 00Z</u>
▪	328	

## 034105 Sandy Creek & Bridgewater TH from LPA

▪ 128 K-5	103 at LPA	25 00Z
▪ <u>66 6-8</u>	<u>59 at LPA</u>	<u>7 00Z</u>
▪	162	

- 1936 students
- +193 students (10% growth 2023-2024)
- - 490 students to K-8 OO
- - 49 students (10% growth 2023-2024)
- + 47 rising 8<sup>th</sup> Graders
- + 65 5<sup>th</sup> Graders (Optional)

---

- 1702 Projected students

**Liberty Pines Academy**

Current Enrollment: 1936

# LPA: PROPOSED ATTENDANCE ZONE PLAN A

## Area to be rezoned:

- Beachwalk
- Sandy Creek
- Bridgewater TH
- EW Pappy Road

2024-2025 Projection: 1702 students includes 5<sup>th</sup> Grade Option and 8<sup>th</sup> Graders

(without 5<sup>th</sup> Grade and 8<sup>th</sup> Grade- 1590 students)

---

2025-2026 Projection: 1653 K-8 students (4%)

2026-2027 Projection: 1720 K-8 students (4%)

# ALICE B. LANDRUM MIDDLE SCHOOL (LMS): 2024-2025 SY – PLAN A

034116 Twin Creeks DRI - Beacon Lakes & Creekside  
from OPES & LMS

▪ 557 K-5	498 at OPES	59 OoZ
▪ 240 6-8	212 at LMS	28 OoZ
▪	710	

- 1134 students
- + 113 students (10% growth 2023-2024)
- - 212 students to K-8 OO
- - 21 students (10% growth 2023-2024)
- + 74 rising 8<sup>th</sup> Graders

---

- 1088 Projected students

**Alice B. Landrum Middle**

Current Enrollment: 1134

# LMS: PROPOSED ATTENDANCE ZONE PLAN A

## Area to be rezoned:

Beacon Lakes

Creekside

2024-2025 Projection: 1088 students includes 8<sup>th</sup>  
(without 8<sup>th</sup> Grade - 1014 students)

---

2025-2026 Projection: 1054 K-8 students (4%)

2026-2027 Projection: 1096 K-8 students (4%)



# ATTENDANCE ZONING:

# GROWTH & CAPACITY BALANCING 2024-2025 SY

SCHOOL BOARD MEETING

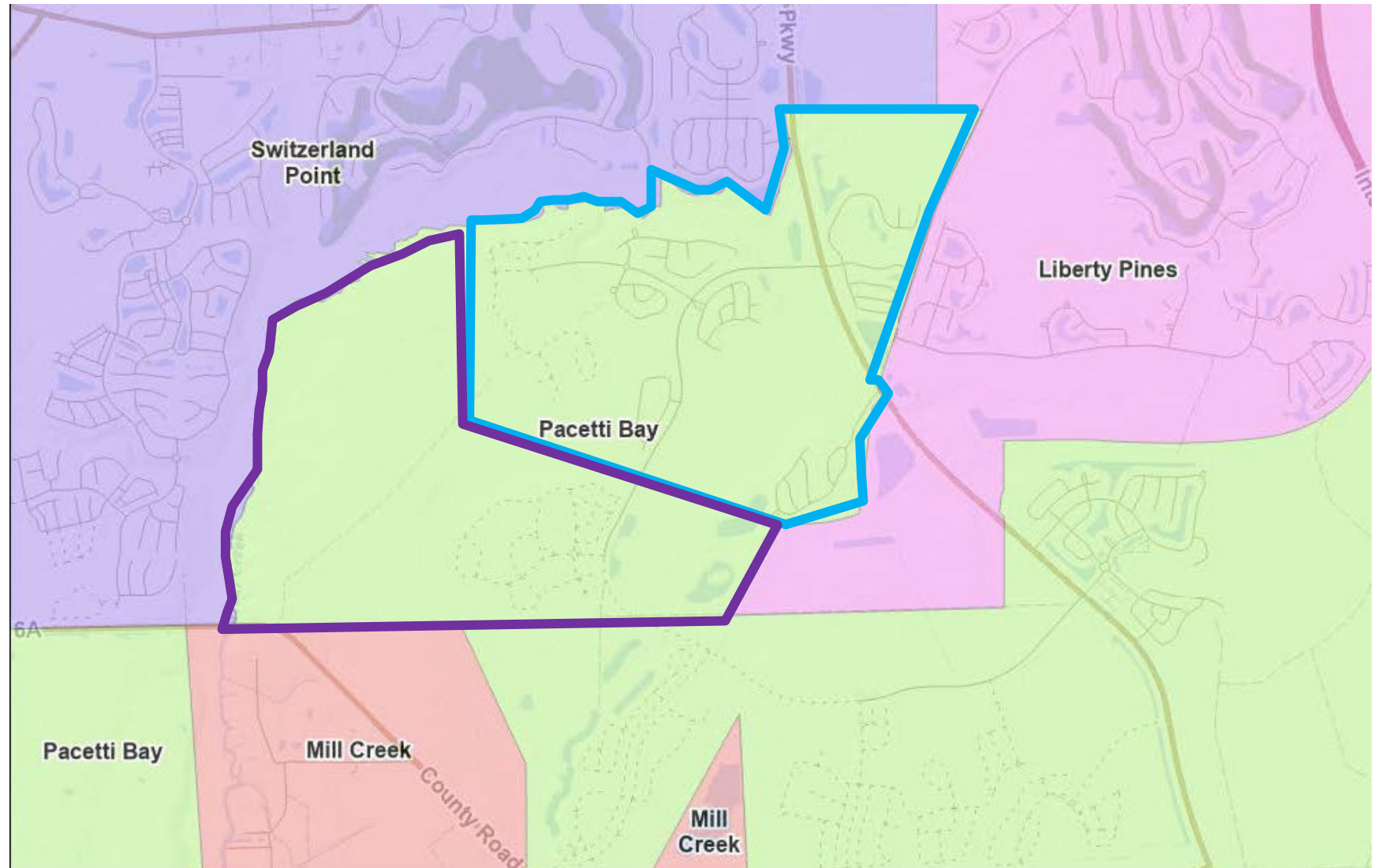
October 10, 2023



# GROWTH & CAPACITY BALANCING:

## MIDDLE SCHOOL PLAN C

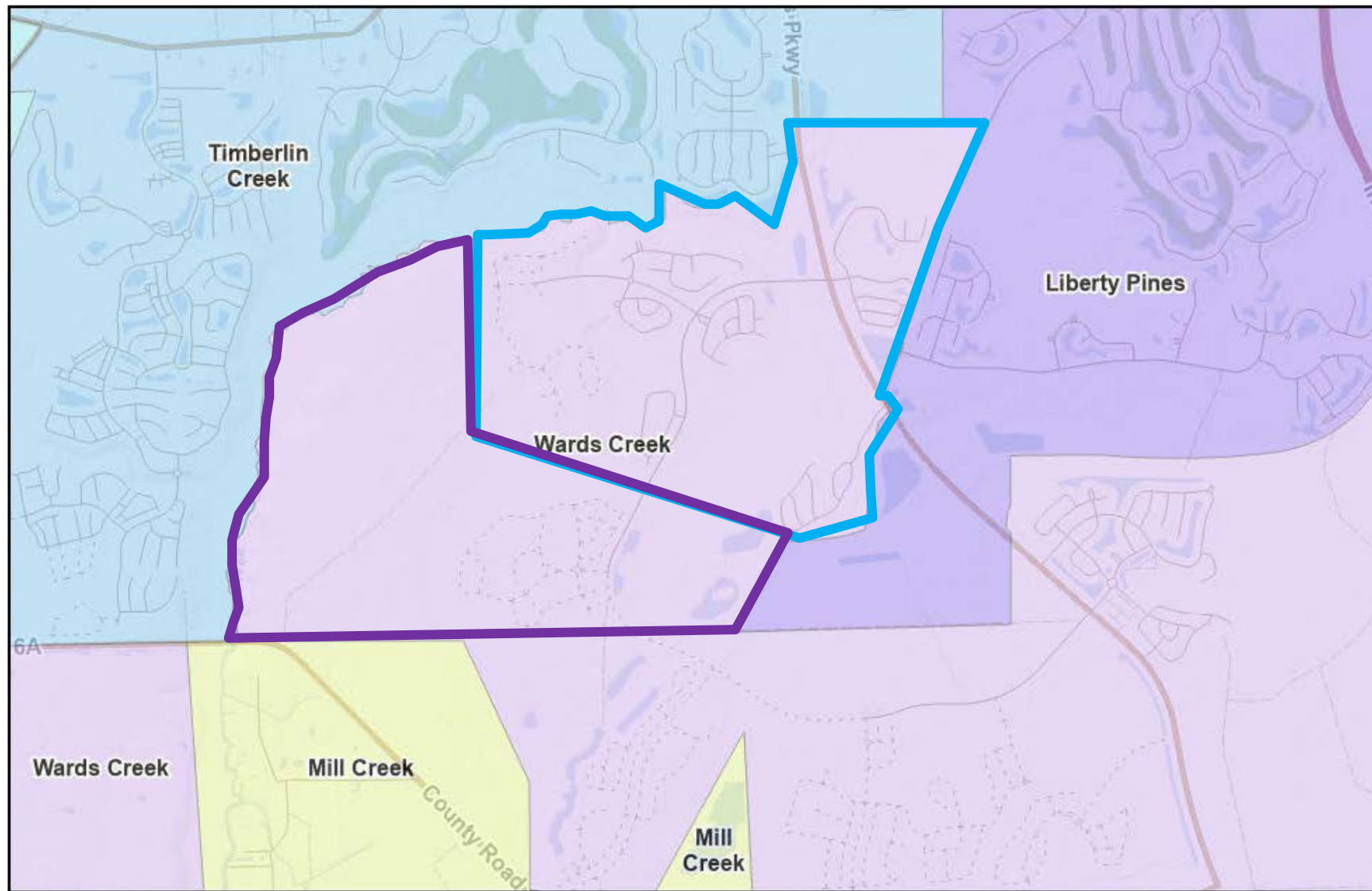
PBMS & WCES  
TO LPA



# GROWTH & CAPACITY BALANCING:

## MIDDLE SCHOOL PLAN C

PBMS  
& WCES TO  
LPA



# K-8 SCHOOL NN: 2024-2025 SY – PLAN A & MIDDLE SCHOOL PLAN C

## 034118 Shearwater from TCES & SPMS

▪ 650 K-5	607 at TCES	43 OOZ
▪ <u>279 6-8</u>	<u>258 at SPMS</u>	<u>21 OOZ</u>
▪	865	

## 045104 from HCES & SPMS

▪ 131 K-5	121 at HCES	10 OOZ
▪ <u>84 6-8</u>	<u>78 at SPMS</u>	<u>6 OOZ</u>
▪	199	

## 050110 from HCES & SPMS

▪ 7 K-5	7 at HCES	0 OOZ
▪ <u>4 6-8</u>	<u>4 at SPMS</u>	<u>0 OOZ</u>
▪	11	

## K-8 NN Plan A

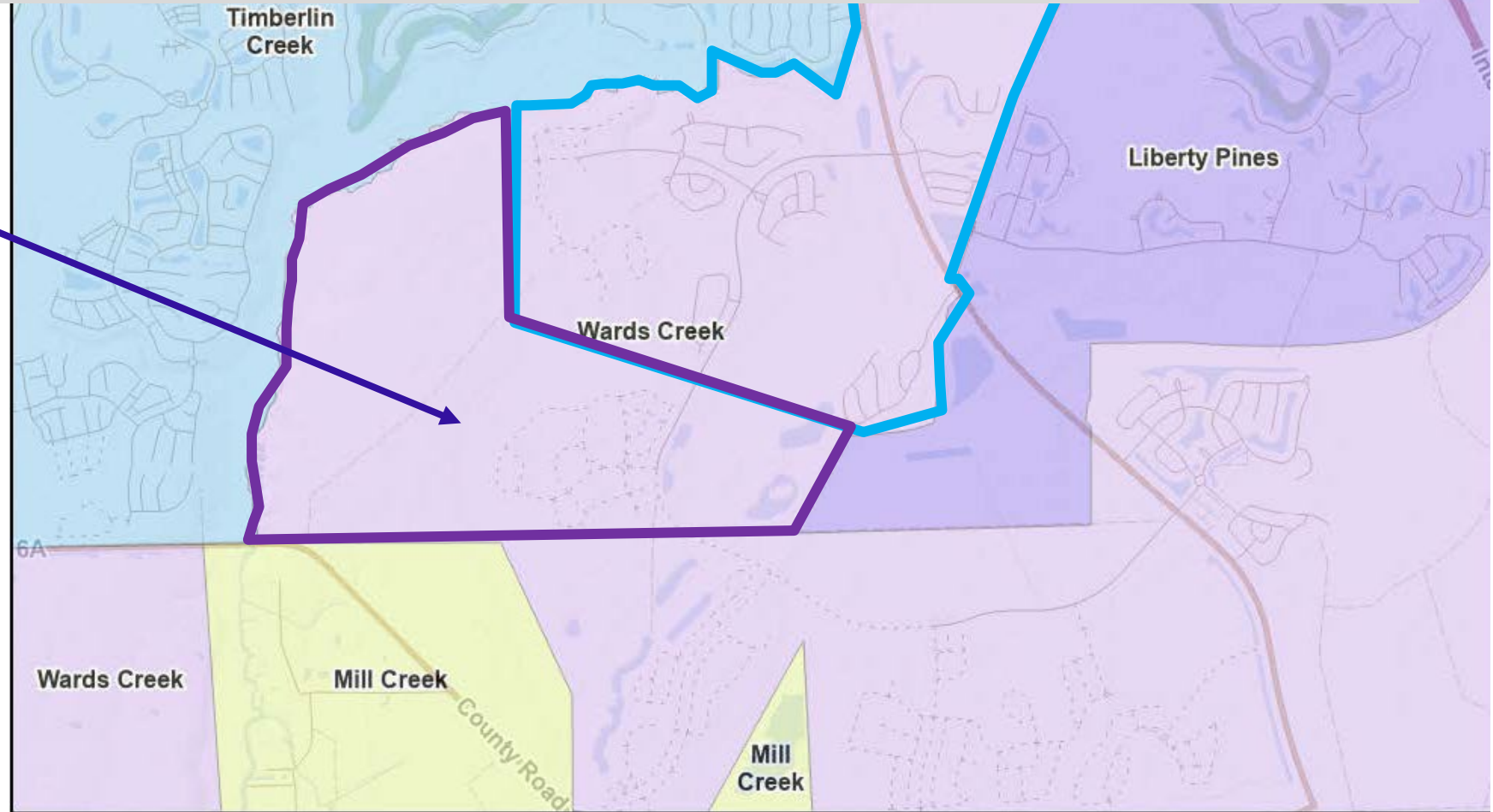
- 1075 students to be rezoned
- +107 students (10% growth 2023-2024)
- -122 rising 8<sup>th</sup> Graders

---

- 1060 Projected students

# K-8 SCHOOL NN: 2024-2025 SY – PLAN A & MIDDLE SCHOOL PLAN C

- Unplatted portion of Silverleaf with est. 675 homes
- 0.63/du estimated Student Generation Rate
- 425 estimated additional students
- 0.69 students K-8 = 293 students



# K-8 SCHOOL NN: 2024-2025 SY – PLAN A & MIDDLE SCHOOL PLAN C

## 1. K-8 NN Plan A

- 1075 students to be rezoned
  - +107 students (10% growth 2023-2024)
  - -122 rising 8<sup>th</sup> Graders
- 
- 1060 Projected students

## 2. K-8 School NN – Middle School Plan C

- 1060 Projected students
  - +293 students to K-8 School NN
  - +29 students (10% growth)
- 
- 1382 Projected students

# K-8 SCHOOL NN: PROPOSED ATTENDANCE ZONE PLAN A & MIDDLE SCHOOL PLAN C

- Shearwater
- Greenbriar Plantation
- Countryside
- Whitelock Farms
- Equestrian Way
- Grand Creek
- River Oaks Drive
- The Village
- SilverLeaf DRI (portion)

2024-2025 Projection: 1060 students

(with 8<sup>th</sup> Grade: 1182 students)

With MS Plan C: 1382 K-8 Students

---

2025-2026 Projection: 1520 K-8 students (10%)

2026-2027 Projection: 1672 K-8 students (10%)

# LIBERTY PINES ACADEMY(LPA): 2024-2025 SY – MIDDLE SCHOOL PLAN C

034117 - Portion of SilverLeaf DRI

▪ 168 K-5	149 at WCES	19 OOZ
▪ <u>68 6-8</u>	<u>64 at PBMS</u>	<u>4 OOZ</u>
▪	213	

**Liberty Pines Academy**

Current Enrollment: 1936

## 2. LPA-K-8 School OO Plan A

- 1702 Projected students
- +213 students to LPA
- +21 students (10% growth)
- - 24 rising 8<sup>th</sup> Graders
- -18 5<sup>th</sup> Graders (Optional)

---

- 1894 Projected students

## 1. LPA - K-8 School OO – Plan A

- 1936 students
- +193 students (10% growth 2023-2024)
- - 490 students to K-8 OO
- - 49 students (10% growth 2023-2024)
- + 47 rising 8<sup>th</sup> Graders
- + 65 5<sup>th</sup> Graders (Optional)
- 1702 Projected students

# LPA: PROPOSED ATTENDANCE ZONE MIDDLE SCHOOL PLAN C

## Area to be rezoned:

- SilverLeaf Neighborhoods
  - Waterford Lakes
  - Holly Landing
  - Holly Forest
  - Oak Grove
  - Courtney Oaks/Courtney Chase

2024-2025 Projection: 1894 students includes 5<sup>th</sup> Grade Option and 8<sup>th</sup> Graders

(with 5<sup>th</sup> Grade and 8<sup>th</sup> Grade- 1936 students)

---

2025-2026 Projection: 2129 K-8 students (10%)

2026-2027 Projection: 2342 K-8 students (10%)



# PACETTI BAY MIDDLE SCHOOL (PBMS): 2024-2025 SY – MIDDLE SCHOOL PLAN C

## 034117 - Portion of SilverLeaf DRI

▪ 168 K-5	149 at WCES	19 00Z
▪ <u>68 6-8</u>	<u>64 at PBMS</u>	<u>4 00Z</u>
▪	213	

## Pacetti Bay Middle School

Current Enrollment: 1525

- 1525 students
  - - 64 students to LPA
  - +24 rising 8<sup>th</sup> Graders
- 
- 1485 Projected students
  - +89 student growth (6%)
  - 1574 students

# PBMS: PROPOSED ATTENDANCE ZONE MIDDLE SCHOOL PLAN C

## Area to be rezoned:

- SilverLeaf Neighborhoods
  - Waterford Lakes
  - Holly Landing
  - Holly Forest
  - Oak Grove
  - Courtney Oaks/Courtney Chase

2024-2025 Projection: 1 574 students includes  
8<sup>th</sup> Graders

(without 8<sup>th</sup> Grade- 1 550 students)

---

2025-2026 Projection: 1 643 K-8 students (6%)

2026-2027 Projection: 1 742 K-8 students (6%)

# WARDS CREEK ELEMENTARY SCHOOL (WCES): 2024-2025 SY – MIDDLE SCHOOL PLAN C

## 034117 - Portion of SilverLeaf DRI

▪ 168 K-5	149 at WCES	19 OOZ
▪ <u>68 6-8</u>	<u>64 at PBMS</u>	<u>4 OOZ</u>
▪	213	

## Wards Creek Elementary

Current Enrollment: 1160

- 1160 students
- +116 students (10% growth 2023-2024)
- - 149 students to LPA
- - 14 students (10% growth 2023-2024)
- +65 5<sup>th</sup> Graders (optional)

---

- 1178 Projected students

# WCES: PROPOSED ATTENDANCE ZONE MIDDLE SCHOOL PLAN C

## Area to be rezoned:

- SilverLeaf Neighborhoods
- Waterford Lakes
- Holly Landing
- Holly Forest
- Oak Grove
- Courtney Oaks/Courtney Chase

2024-2025 Projection: 1178 students includes 5<sup>th</sup> Grade Option

(without 5<sup>th</sup> Grade- 1113 students)

---

2025-2026 Projection: 1224 K-8 students (10%)

2026-2027 Projection: 1346 K-8 students (10%)

0

# OPTIONS FOR IN-PERSON PUBLIC INPUT

- September 5<sup>th</sup> School Board Workshop & Town Hall Meeting at BTHS
- September 7<sup>th</sup> Town Hall Meeting at BHS
- September 12<sup>th</sup> School Board Meeting
- September 26<sup>th</sup> School Board Workshop
- October 3rd School Board Workshop

ATTENDANCE ZONING:  
TOWN HALL MEETINGS  
SCHOOL BOARD WORKSHOPS & MEETINGS



# OPTIONS FOR IN-PERSON PUBLIC INPUT

- October 10<sup>th</sup>: Discussion and Approval of Advertisement for Attendance Zone Changes at School Board Meeting
- October 24<sup>th</sup> School Board Workshop
- November 7<sup>th</sup> School Board Workshop
- November 14<sup>th</sup> Discussion and Approval of Attendance Zone Changes at School Board Meeting

ATTENDANCE ZONING:  
TOWN HALL MEETINGS  
SCHOOL BOARD WORKSHOPS & MEETINGS



# OTHER OPTIONS FOR INPUT

Please visit St. Johns County School District's website:

- **Download the PowerPoint and attendance zone proposals.**
- **Email** comments and suggestions to our design team, School Board Members and Superintendent.  
[www.stjohns.k12.fl.us/zoning](http://www.stjohns.k12.fl.us/zoning)
- Provide Public Comment Online through WebEX at School Board Workshops & Meetings

ATTENDANCE ZONING:  
SCHOOL BOARD WORKSHOP &  
TOWN HALL MEETINGS



**QUESTIONS**  
**DISCUSSION**

---







# ATTENDANCE ZONING: 2024-2025

October 10, 2023