



ATTENDANCE ZONING

NORTHWEST BALANCING

2022-2023 SY

SCHOOL BOARD WORKSHOP

April 12, 2022

FREEDOM CROSSING ACADEMY TO PATRIOT OAKS ACADEMY

-- 2022-2023 SY

Portion of Geocode 053103 (Oakridge and Durbin Creek Estates)

Grade	Total Students	Attending FCA	Proposed to POA
K-5	164	154	154
6-8	76	69	28
Total	240	223	182

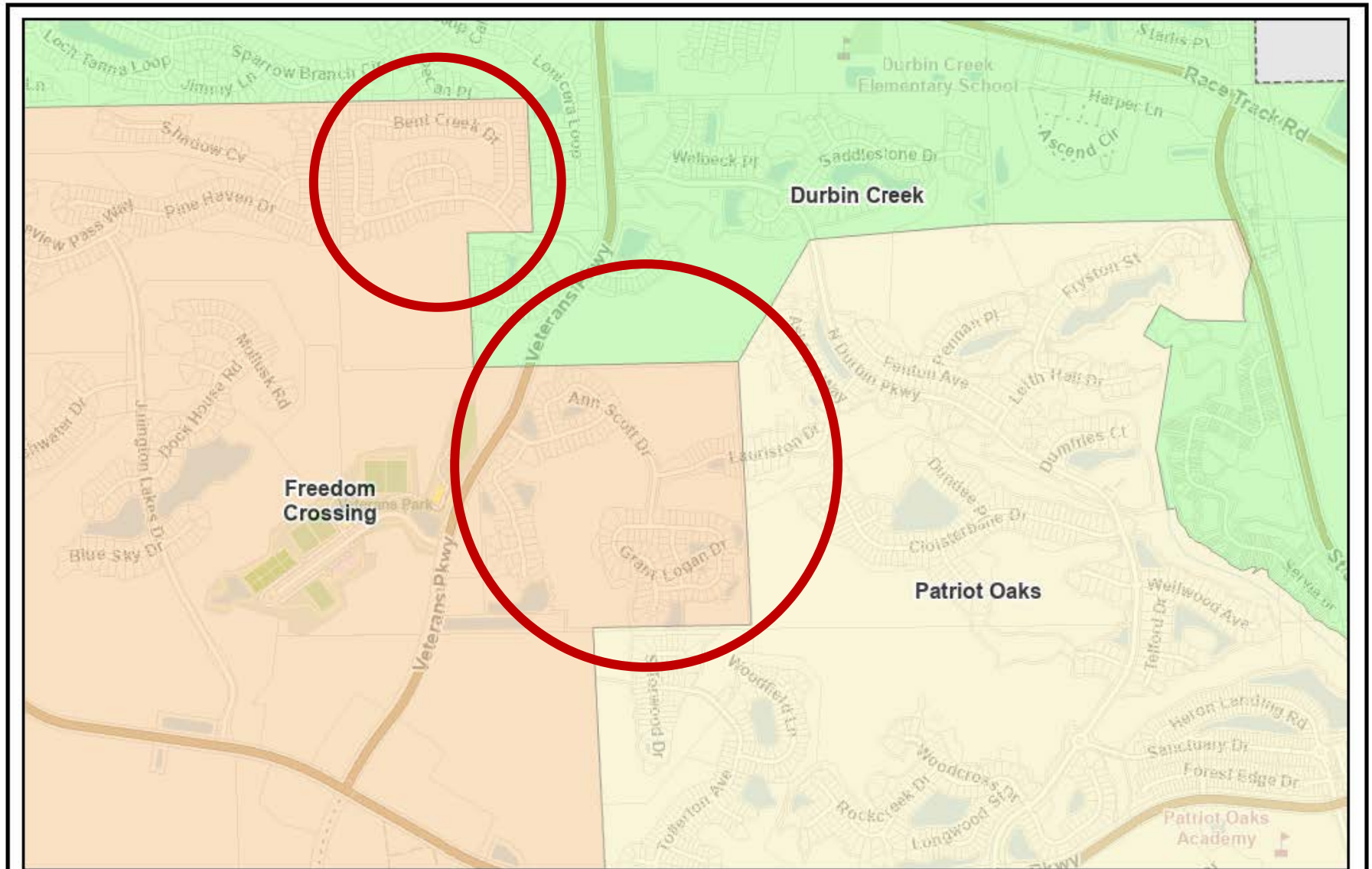
**With K
projection of
207 students.

Option 1

FREEDOM
CROSSING
ACADEMY

TO

PATRIOT
OAKS
ACADEMY



Map created with St. Johns County's iMap

DISCLAIMER
This map is for reference use only. Data provided are derived from the public sources after varying level of accuracy. The St. Johns County GIS Division disclaims all responsibility for the accuracy or completeness of the data shown herein.

Date Created: 3/10/2022

Option 1



Freedom Crossing Academy	Patriot Oaks Academy
Current Enrollment: 2225	Current Enrollment: 1272
-182 students	+182 students
2043 Projected students	1454 Projected students

STUDENT PROJECTIONS

Option 1

FREEDOM CROSSING ACADEMY TO CUNNINGHAM CREEK ELEMENTARY / SWITZERLAND POINT MIDDLE-- 2022-2023 SY

Portion of Geocode 053104 (Portion of RiverTown)

Grade	Total Students	Attending FCA	Proposed to CCES/SPMS
K-5	134	112	89
6-8	49	42	41
Total	183	154	130

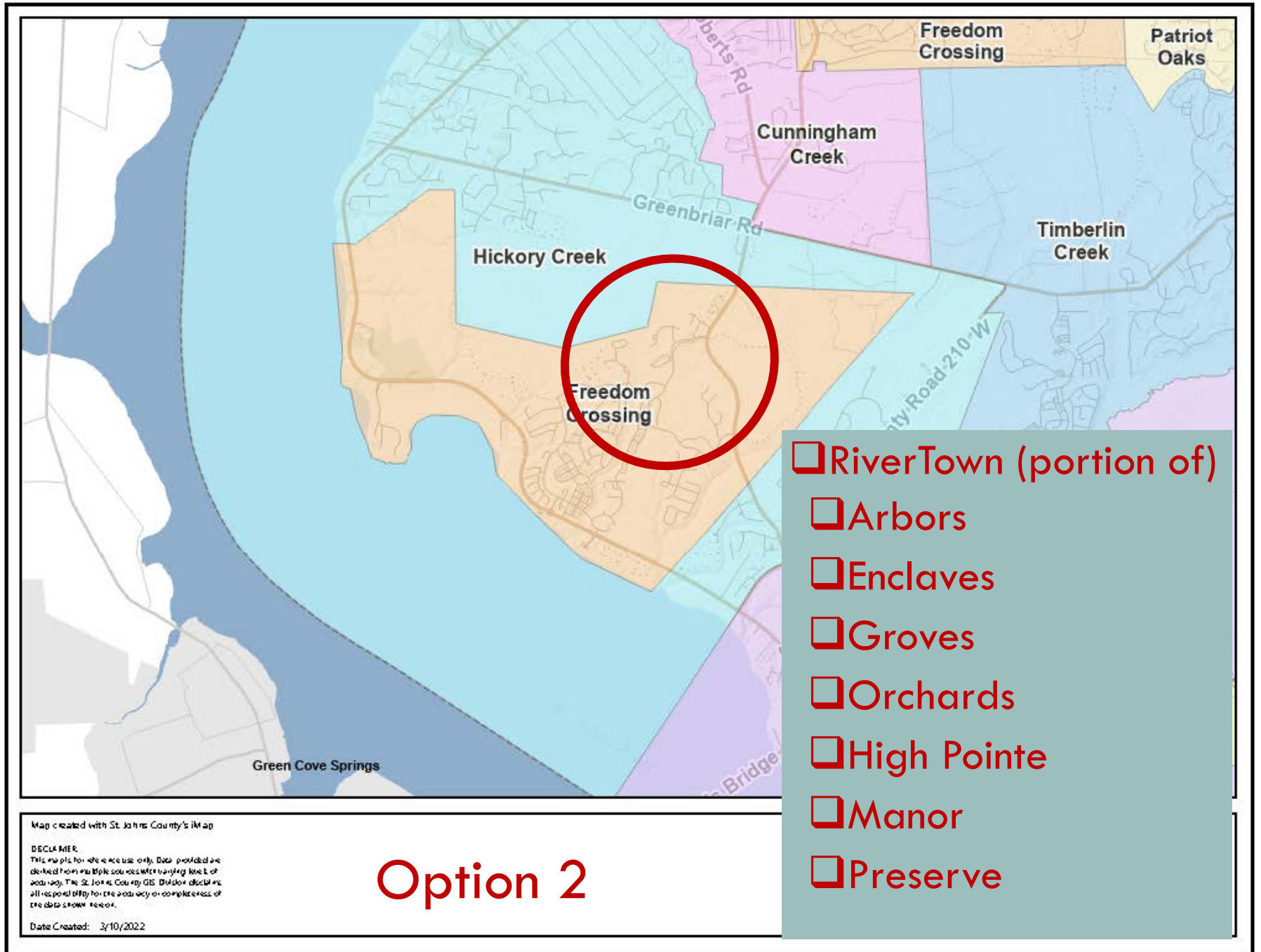
**With K
projection of
104 students.

Option 2

FREEDOM CROSSING ACADEMY

TO

CUNNINGHAM CREEK ELEMENTARY & SWITZERLAND POINT MIDDLE



Freedom Crossing Academy	Cunningham Creek Elementary	Switzerland Point Middle
Current Enrollment: 2043	Current Enrollment: 638	Current Enrollment: 1332
-130 students	+89 students	+41 students
1913 Projected students	727 Projected students	1373 Projected students

STUDENT PROJECTIONS

Options 1 and 2

FREEDOM CROSSING ACADEMY TO PATRIOT OAKS ACADEMY

Geocodes 053102 (Middlebourne)

Horizontal Infrastructure installation
Underway

426 Single family units at buildout

Initial Phases: 188 units

336 projected students

- Elementary - 151 projected students
 - Middle - 81 projected students
 - High - 104 projected students

149 projected students

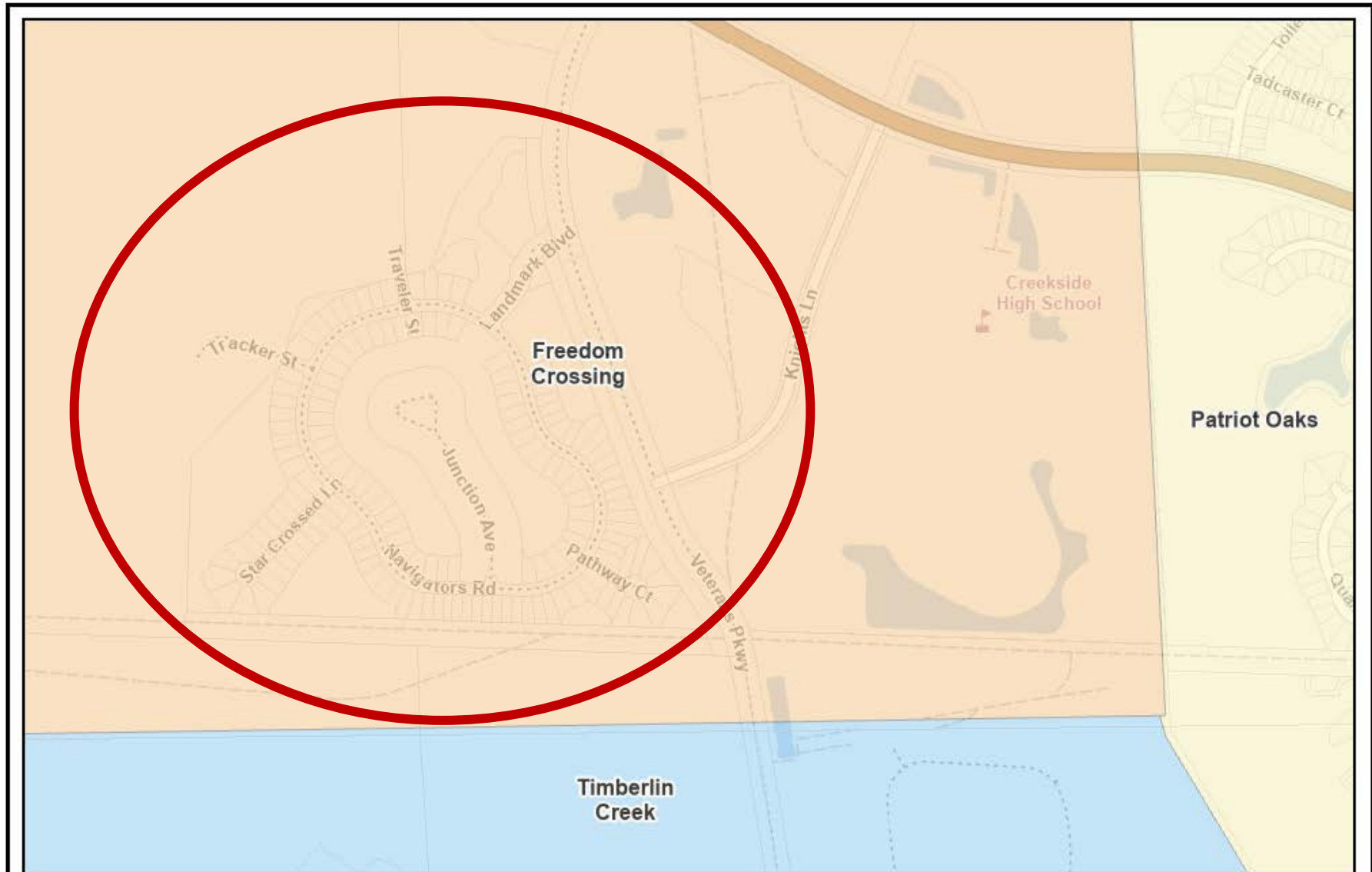
- Elementary - 67 projected students
 - Middle - 36 projected students
 - High - 46 students

Option 3

FREEDOM
CROSSING
ACADEMY

TO

PATRIOT OAKS
ACADEMY



Map created with St. Johns County's iMap

DISCLAIMER
This map is for informational use only. Data provided are derived from multiple sources and may vary in level of accuracy. The St. Johns County GIS Division disclaims all responsibility for the accuracy or completeness of the data shown herein.

Date Created: 4/4/2022

Option 3



Freedom Crossing Academy	Patriot Oaks Academy
Current Enrollment: 1913	Current Enrollment: 1454
-0 students	+50 students
1913 Projected students	1504 Projected students

STUDENT PROJECTIONS

Options 1, 2
and 3

FREEDOM CROSSING ACADEMY TO PATRIOT OAKS ACADEMY

-- 2022-2023 SY

Portion of Geocode 053103 (Julington Lakes)

Grade	Total Students	Attending FCA	Proposed to POA
K-5	144	130	130
6-8	65	52	20
Total	209	182	150

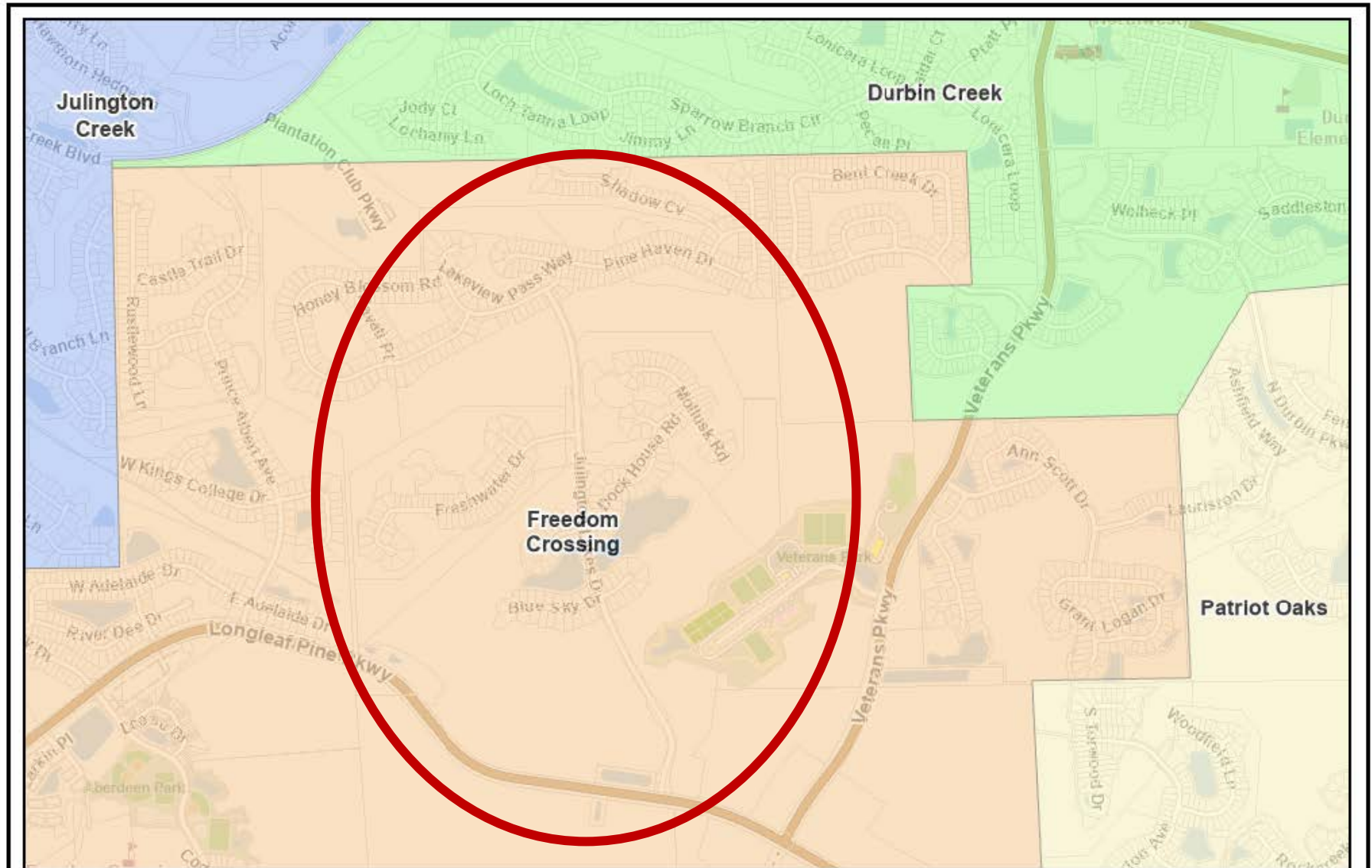
**With K
projection of
175 students.

Option 4

FREEDOM
CROSSING
ACADEMY

TO

PATRIOT
OAKS
ACADEMY



Map created with St. Johns County's iMap

DISCLAIMER
This map is for reference use only. Data provided are
derived from multiple sources with varying levels of
accuracy. The St. Johns County GIS Division disclaims
all responsibility for the accuracy or completeness of
the data shown hereon.

Date Created: 4/8/2022

Option 4



Freedom Crossing Academy	Patriot Oaks Academy
Current Enrollment: 1913	Current Enrollment: 1504
-150 students	+150 students
1763 Projected students	1654 Projected students

STUDENT PROJECTIONS

Options 1, 2, 3
and 4

HICKORY CREEK ELEMENTARY TO JULINGTON CREEK ELEMENTARY -- 2022-2023 SY

Geocodes 050101 and 050102 (portion of Julington Creek Plantation & Fruit Cove Road)

Grade	Total Students	Attending HCES	Proposed to JCES
K	39	26	26
1	39	29	29
2	39	34	34
3	45	35	35
4	50	38	0
5	39	30	0
Total	251	192	124

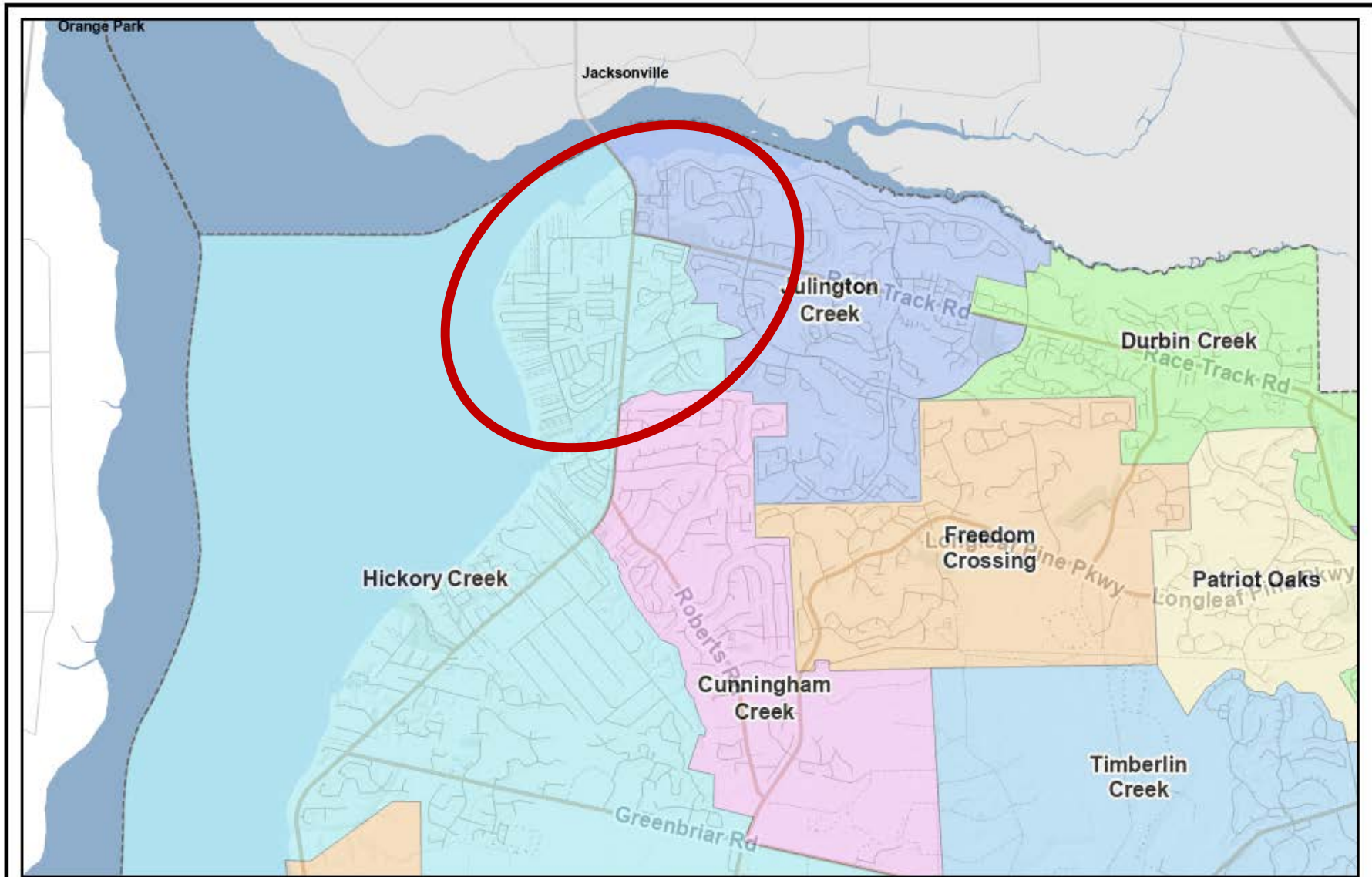
****With K
projection of
38 = 162
students.**

Option 5

HICKORY
CREEK
ELEMENTARY

TO

JULINGTON
CREEK
ELEMENTARY



Map created with St. Johns County's iMap
DISCLAIMER:
This map is for reference use only. Data provided are
derived from multiple sources after varying levels of
accuracy. The St. Johns County GIS Division disclaims
all responsibility for the accuracy or completeness of
the data shown herein.
Date Created: 3/10/2022

Option 5



Hickory Creek Elementary	Julington Creek Elementary
Current Enrollment: 925	Current Enrollment: 918
-162 students	+162 students
763 Projected students	1080 Projected students

STUDENT PROJECTIONS

Option 5

HICKORY CREEK ELEMENTARY TO CUNNINGHAM CREEK ELEMENTARY -- 2022-2023 SY

Geocode 050103 (River Oaks Plantation)

Grade	Total Students	Attending HCES	Proposed to CCES
K	7	6	6
1	7	5	5
2	6	5	5
3	8	8	8
4	3	3	0
5	7	5	0
Total	38	32	24

**With K
projection of 5
= 29 students.

Option 6

HICKORY
CREEK
ELEMENTARY

TO

CUNNINGHAM
CREEK
ELEMENTARY



Map created with St. Johns County's iMap

DISCLAIMER
This map is for reference use only. Data provided are derived from multiple sources with varying levels of accuracy. The St. Johns County GIS Division disclaims all responsibility for the accuracy or completeness of the data shown herein.

Date Created: 3/10/2022

Option 6



Hickory Creek Elementary	Cunningham Creek Elementary
Current Enrollment: 763	Current Enrollment: 727
-29 students	+29 students
734 Projected students	756 Projected students

STUDENT PROJECTIONS

Options 5 and 6

- HCES

Options 2 and 6

- CCES

PALENCIA ELEMENTARY / PACETTI BAY MIDDLE TO LIBERTY PINES ACADEMY -- 2022-2023 SY

Grade	Total Students	Attending PES/PBMS	Proposed to LPA
K	17	13	13
1	12	9	9
2	16	13	13
3	8	4	4
4	15	14	14
5	11	9	9
6	6	6	6
7	11	9	0
8	9	8	0
Total	105	85	68

**Geocodes
034105
(Sandy Creek)**

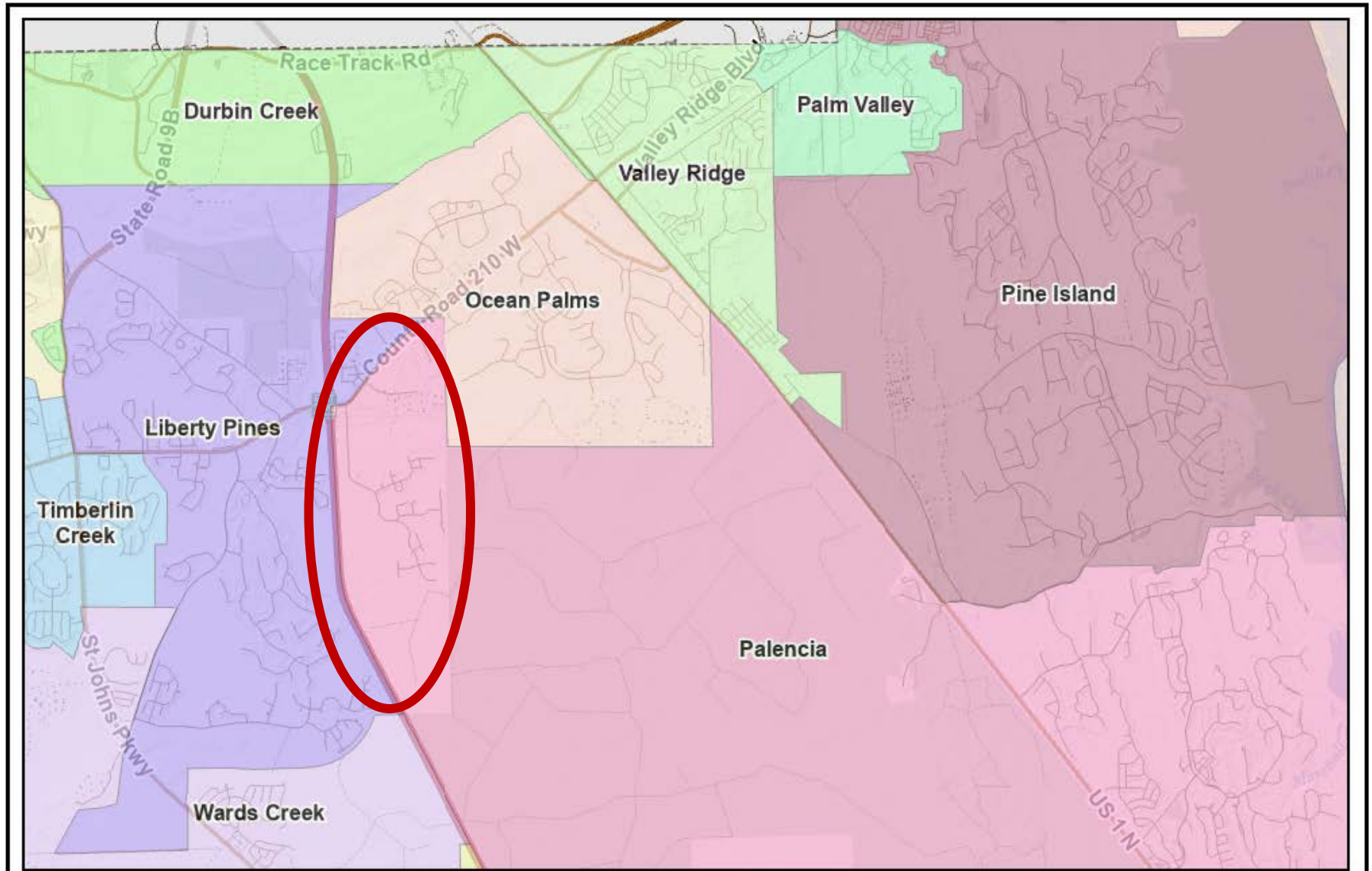
****With K
projection of 15
= 83 students.**

Option 7

PALENCIA/
PBMS

TO

LIBERTY
PINES
ACADEMY



Map created with St. Johns County's iMap
DISCLAIMER
This map is for reference use only. Data provided are derived from multiple sources with varying levels of accuracy. The St. Johns County GIS Director/officials are all responsible for the accuracy or completeness of the data shown here.
Date Created: 3/10/2022

Option 7



Palencia Elementary	Pacetti Bay Middle	Liberty Pines Academy
Current Enrollment: 864	Current Enrollment: 1369	Current Enrollment: 1471
-77 students	-6 students	+83 students
787 Projected students	1363 Projected students	1554 Projected students

STUDENT PROJECTIONS

Option 7

PALENCIA ELEMENTARY/PACETTI BAY MIDDLE/NHS TO CROOKSHANK ELEMENTARY/SEBASTIAN MIDDLE/SAHS

**Geocodes 034101 (Cordova
Palms)**

Horizontal Infrastructure installation
Underway

750 Single family units at buildout

Initial Phases: 400 units

473 projected students

- Elementary - 213 projected students
- Middle - 113 projected students
- High - 147 projected students

252 projected students

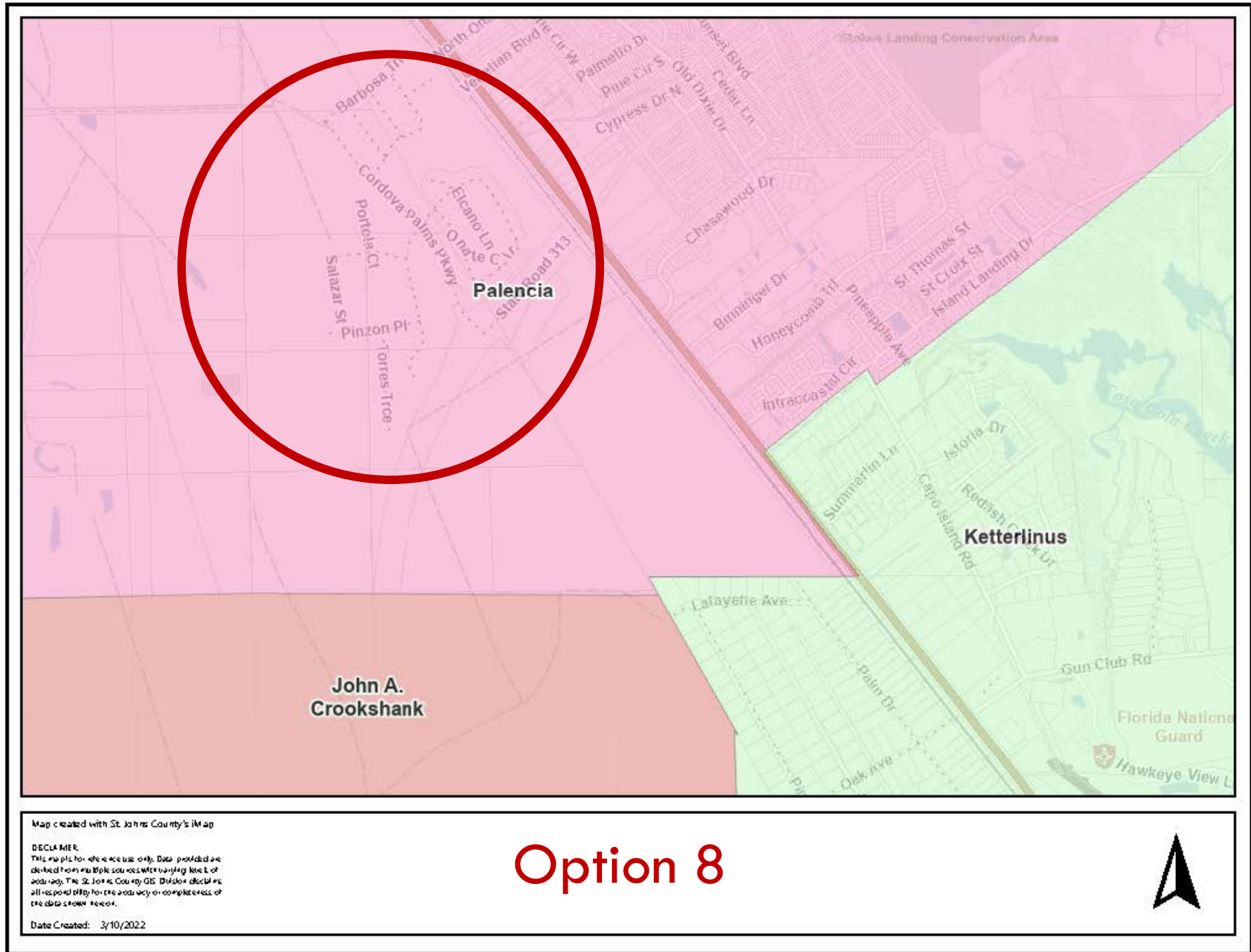
- Elementary - 113 projected students
- Middle - 61 projected students
- High – 78 students

Option 8

PALENCIA
ELEMENTARY/
PACETTI BAY
MIDDLE/NEASE
HIGH SCHOOL

TO

CROOKSHANK
ELEMENTARY/
SEBASTIAN
MIDDLE/ST.
AUGUSTINE HIGH
SCHOOL



Crookshank Elementary	Sebastian Middle	St. Augustine High
Current Enrollment: 655	Current Enrollment: 697	Current Enrollment: 1748
+56 students	+30 students	+39 students
711 Projected students	727 Projected students	1787 Projected students

STUDENT PROJECTIONS

Option 8



ATTENDANCE ZONING: NORTHEAST BALANCING 2022-2023 SY

SCHOOL BOARD WORKSHOP

April 12, 2022

OCEAN PALMS ELEMENTARY / LANDRUM MIDDLE TO LIBERTY PINES ACADEMY-- 2022-2023 SY

Portion of Geocode 034116 (Portion of Twin Creeks DRI)

Grade	Total Students	Attending OPES / LMS	Proposed to LPA
K-5	154	133	80
6-8	76	68	45
Total	230	201	125

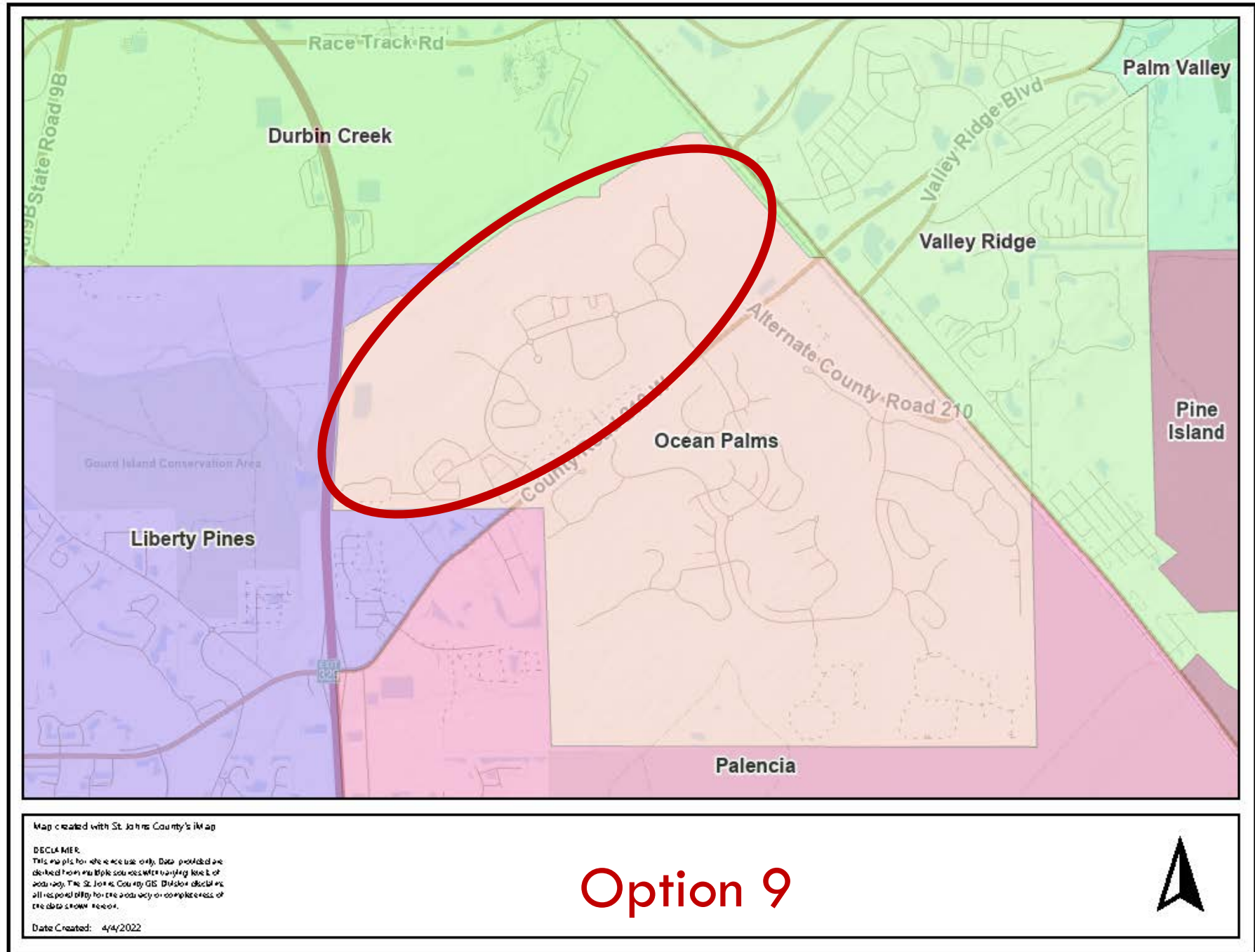
**With K
projection of
140 students.

Option 9

OCEAN
PALMS
ELEMENTARY
& LANDRUM
MIDDLE

TO

LIBERTY
PINES
ACADEMY



Liberty Pines Academy	Ocean Palms Elementary	Landrum Middle
Current Enrollment: 1554	Current Enrollment: 919	Current Enrollment: 1241
+140 students	-95 students	-45 students
1694 Projected students	824 Projected students	1196 Projected students

STUDENT PROJECTIONS

Option 9

Options 7 and 9 -
LPA

OPTIONS FOR IN-PERSON PUBLIC INPUT

- March 22nd School Board Workshop & Town Hall Meeting
- April 5th School Board Workshop
- April 12th Special School Board Workshop & School Board Meeting
- April 26th: Discussion and Approval of Advertisement for Attendance Zone Changes (Special SB Mtg)

ATTENDANCE ZONING:
SCHOOL BOARD WORKSHOP



OPTIONS FOR IN-PERSON PUBLIC INPUT

- May 3rd School Board Workshop
- May 10th School Board Meeting
- May 24th School Board Workshop
- May 31st Discussion and Approval of Attendance Zone Changes (Special SB Mtg)

ATTENDANCE ZONING:
SCHOOL BOARD WORKSHOP



OPTIONS FOR PUBLIC INPUT

Please visit St. Johns County School District's website:

- **Download the PowerPoint and attendance zone proposals.**
- **Email** comments and suggestions to our design team, School Board Members and Superintendent.

www.stjohns.k12.fl.us/zoning

ATTENDANCE ZONING:
SCHOOL BOARD WORKSHOP



QUESTIONS
DISCUSSION

