



ATTENDANCE ZONING

NORTHWEST BALANCING & K-8 SCHOOL NN

SCHOOL BOARD WORKSHOP

April 5, 2022



ATTENDANCE ZONING:

**NORTHWEST BALANCING
2022-2023 SY**

SCHOOL BOARD WORKSHOP

April 5, 2022

FREEDOM CROSSING ACADEMY TO PATRIOT OAKS ACADEMY

Geocodes 053102 (Middlebourne)

Horizontal Infrastructure installation
Underway

426 Single family units at buildout

Initial Phases: 188 units

336 projected students

- Elementary - 151 projected students
 - Middle - 81 projected students
 - High - 104 projected students

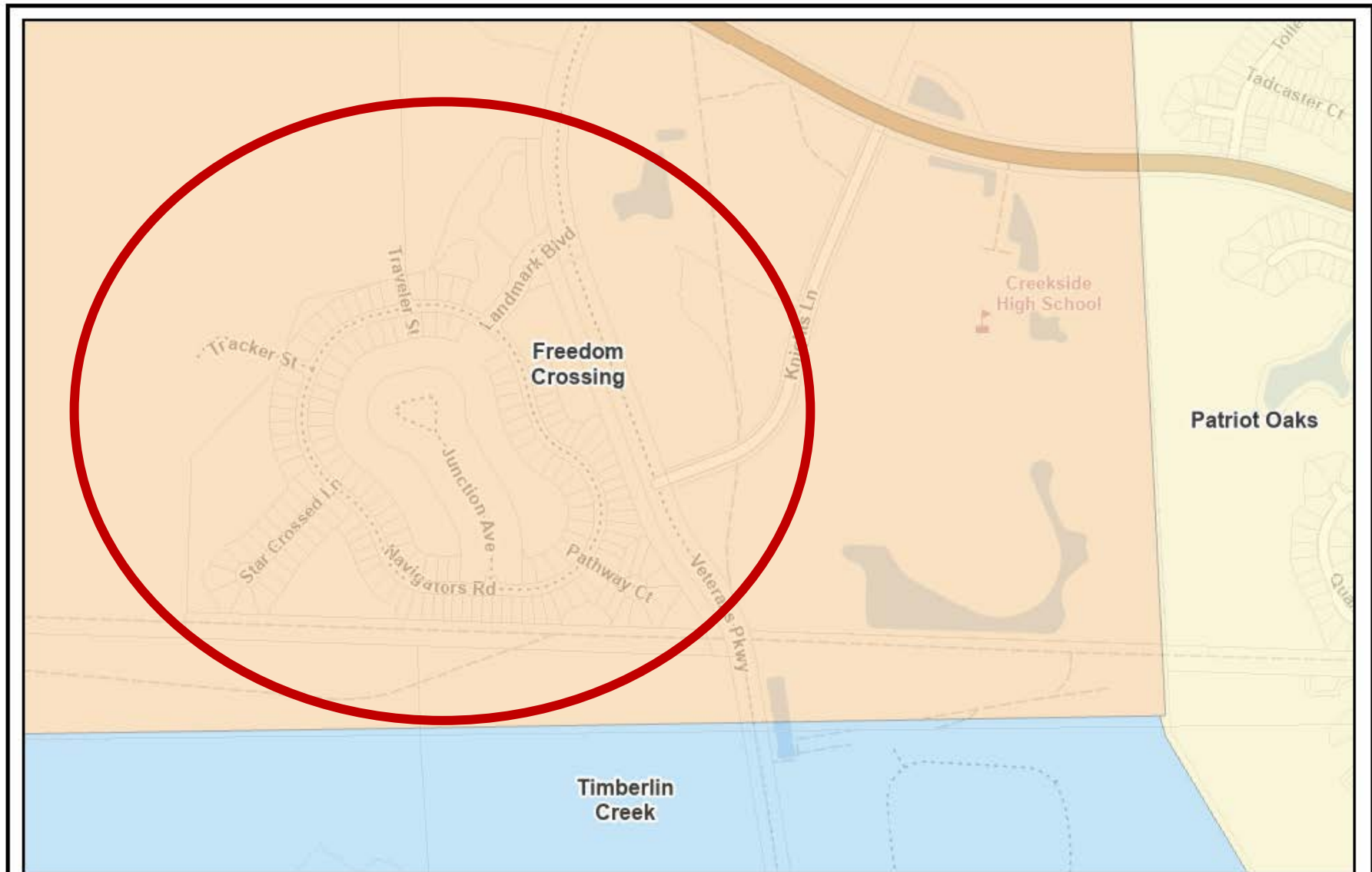
149 projected students

- Elementary - 67 projected students
 - Middle - 36 projected students
 - High - 46 students

FREEDOM
CROSSING
ACADEMY

TO

PATRIOT OAKS
ACADEMY



Map created with St. Johns County's iMap

DISCLAIMER
This map is for reference use only. Data provided are
derived from multiple sources with varying levels of
accuracy. The St. Johns County GIS Division disclaims
all responsibility for the accuracy or completeness of
the data shown herein.

Date Created: 4/4/2022



Freedom Crossing Academy	Patriot Oaks Academy
Current Enrollment: 2043	Current Enrollment: 1454
-0 students	+50 students
2043 Projected students	1504 Projected students

STUDENT PROJECTIONS

FREEDOM CROSSING ACADEMY TO CUNNINGHAM CREEK ELEMENTARY / SWITZERLAND POINT MIDDLE-- 2022-2023 SY

Portion of Geocode 053104 (Portion of RiverTown)

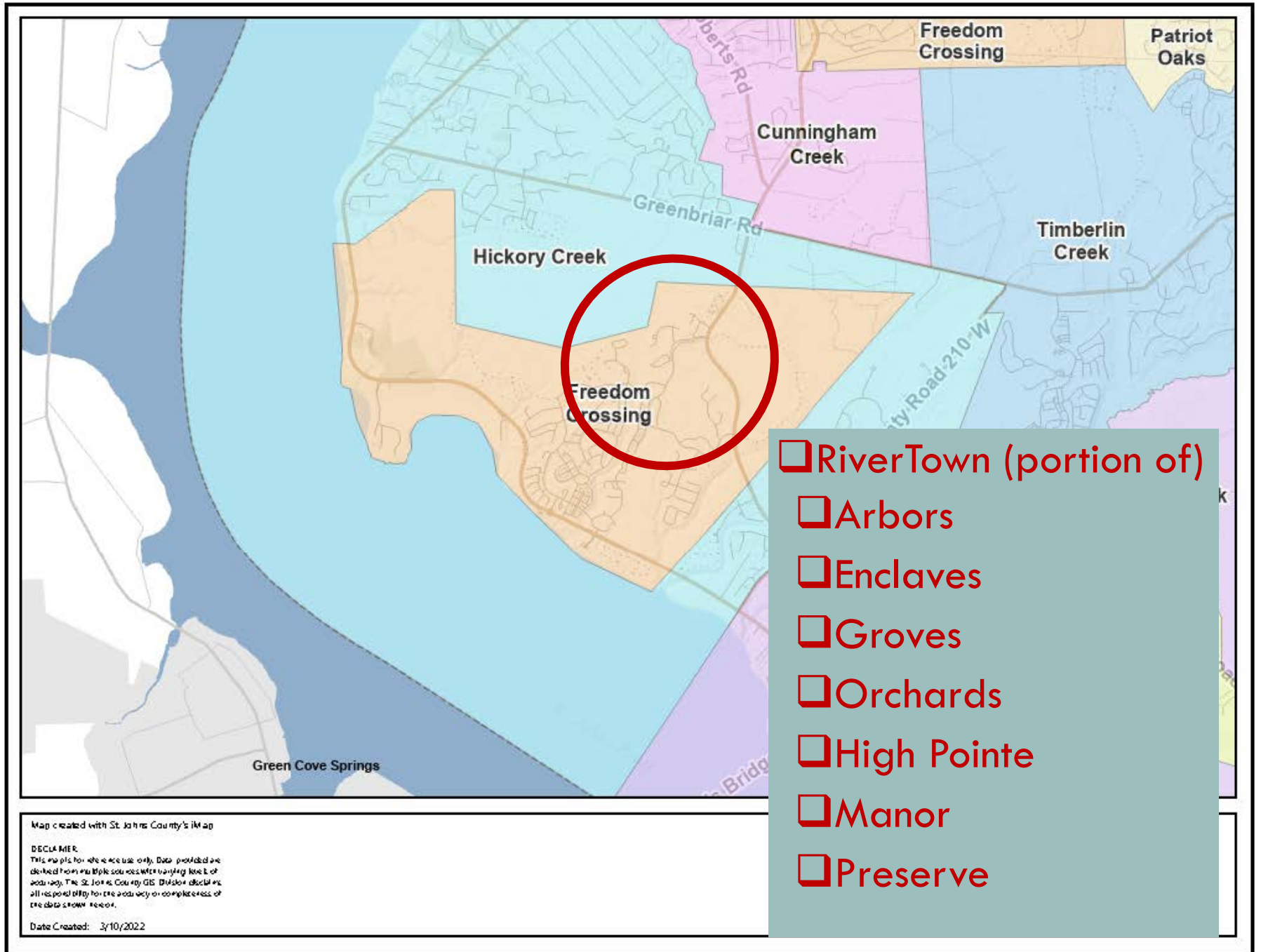
Grade	Total Students	Attending FCA	Proposed to CCES/SPMS
K-5	134	112	89
6-8	49	42	41
Total	183	154	130

**With K
projection of
104 students.

FREEDOM CROSSING ACADEMY

TO

CUNNINGHAM CREEK ELEMENTARY & SWITZERLAND POINT MIDDLE



Freedom Crossing Academy	Cunningham Creek Elementary	Switzerland Point Middle
Current Enrollment: 2043	Current Enrollment: 638	Current Enrollment: 1332
-130 students	+89 students	+41 students
1913 Projected students	727 Projected students	1373 Projected students

STUDENT PROJECTIONS



ATTENDANCE ZONING:

K-8 SCHOOL NN
2023-2024 SY

SCHOOL BOARD WORKSHOP

April 5, 2022

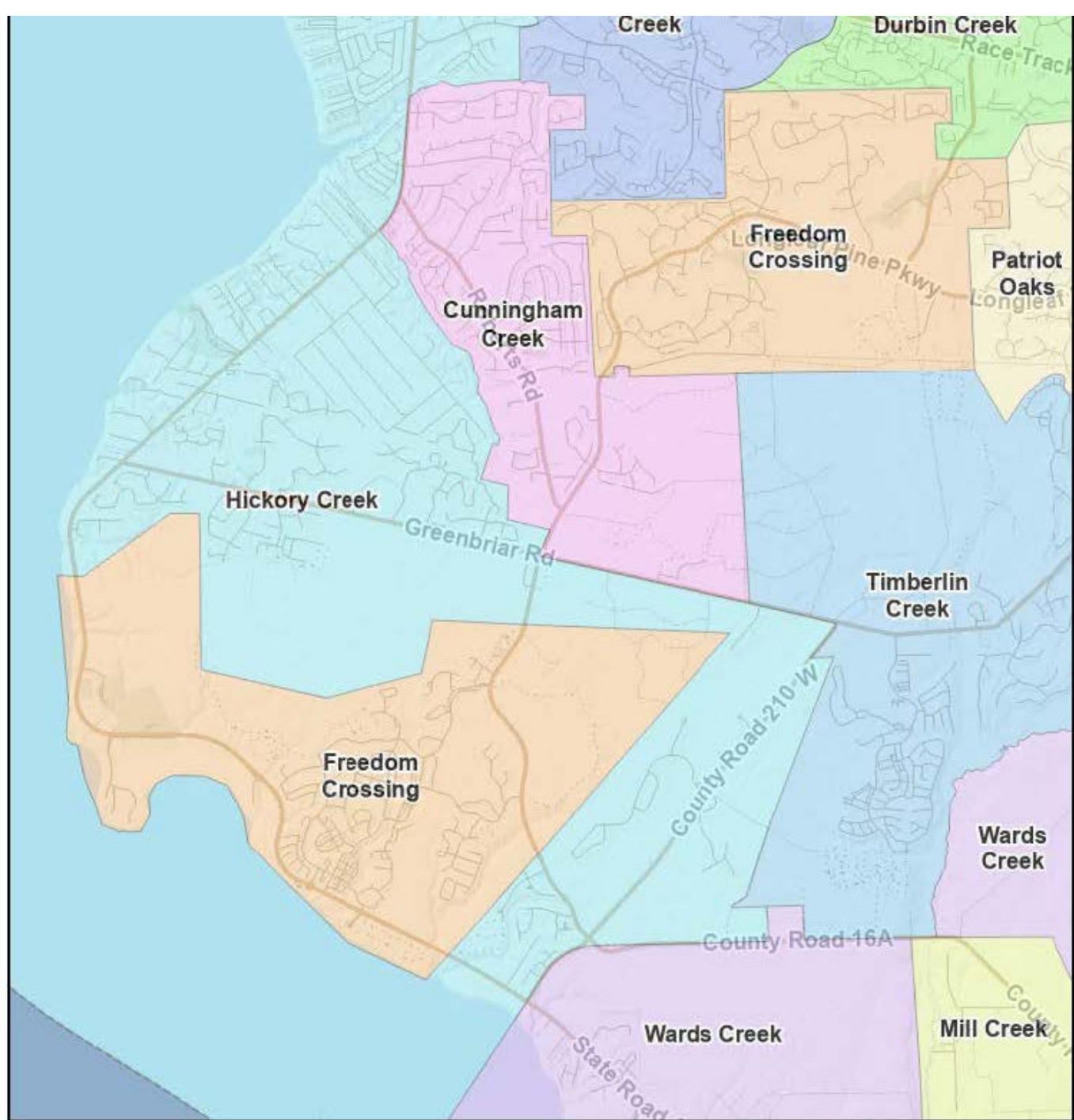
ZONING PROPOSALS

ATTENDANCE ZONING:
K-8 SCHOOL NN



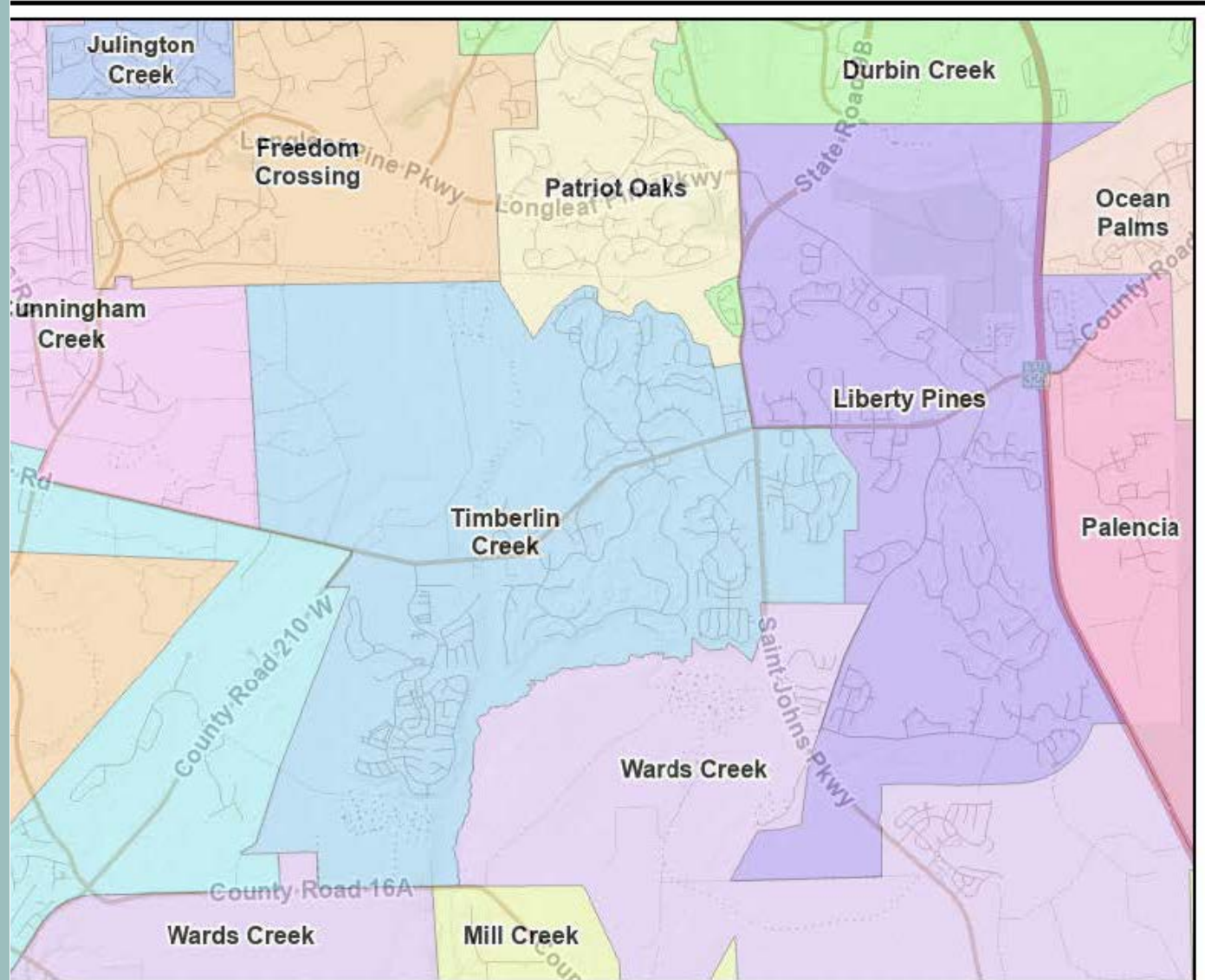
CURRENT ATTENDANCE ZONES:

FREEDOM CROSSING
ACADEMY AND
HICKORY CREEK
ELEMENTARY



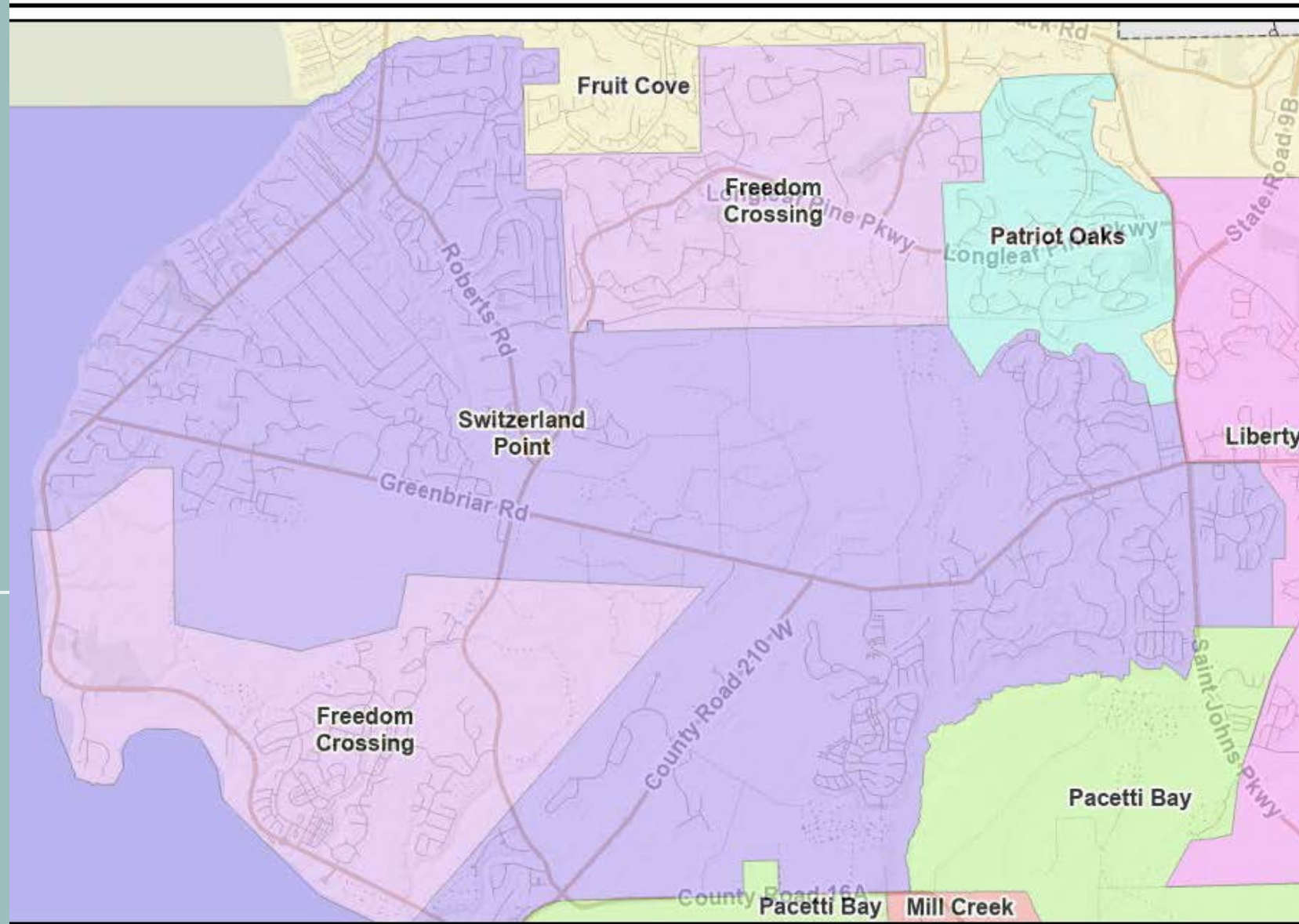
CURRENT
ATTENDANCE ZONE:

TIMBERLIN CREEK
ELEMENTARY



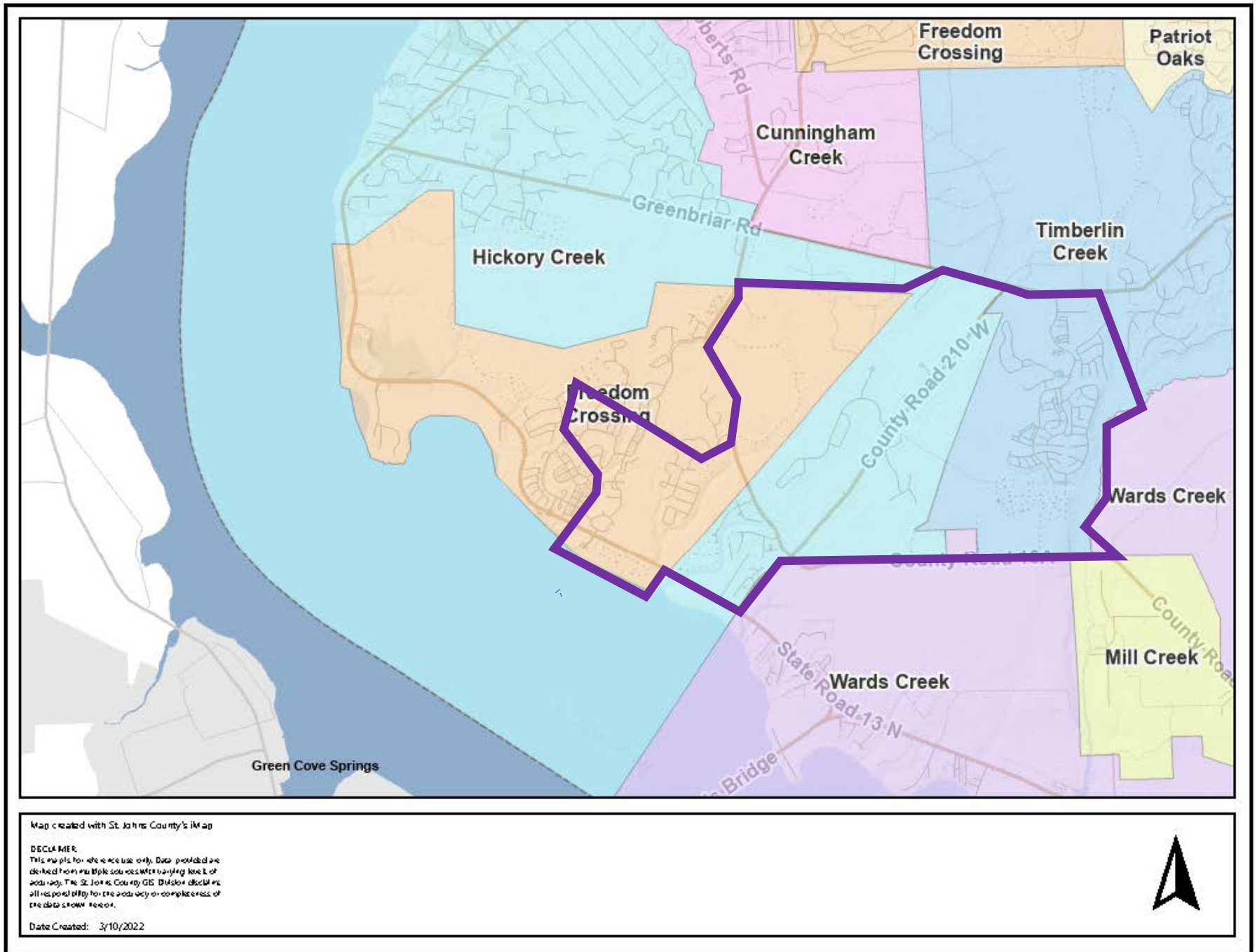
CURRENT ATTENDANCE ZONE:

SWITZERLAND POINT MIDDLE

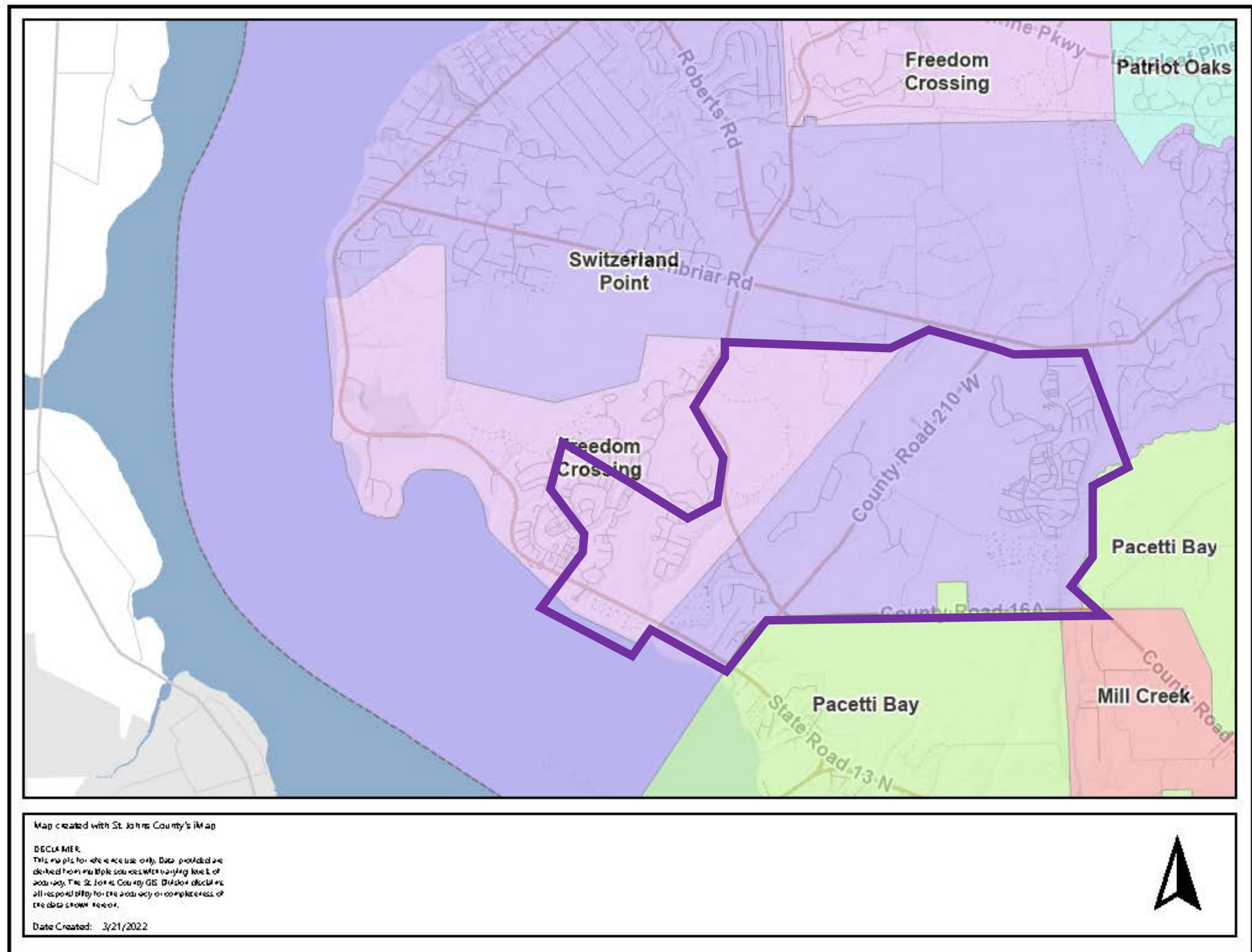


Map created with St. Johns County's IMap
DISCLAIMER:
This map is for informational use only. Data provided are not guaranteed to be accurate. The St. Johns County GIS Division does not assume any liability for the accuracy or completeness of the information shown on this map.
Created: 3/21/2022

K-8 School NN: Plan C



K-8 School NN: Plan C



K-8 School NN: 2023-2024 SY – Plan C

- 034118 Shearwater from TCES & SPMS
 - 513 K-5 467 at TCES 46 OoZ
 - 203 6-8 191 at SPMS 12 OoZ
 - 658
- 045104 and 050110 from HCES & SPMS
 - 83 K-5 73 at HCES 10 OoZ
 - 41 6-8 39 at SPMS 2 OoZ
 - 112
- 053104 RiverTown (portion of) from FCA
 - 289 K-5 258 at FCA 31 OoZ
 - 119 6-8 110 at FCA 9 OoZ
 - 368

- 1138 students to be rezoned
- +113 students (10% growth 2022-2023)
- +125 students (10% growth 2023-2024)

- 1376 Projected students

K-8 SCHOOL NN: PROPOSED ATTENDANCE ZONE PLAN C

- Shearwater
- Greenbriar Plantation
- Countryside
- Whitelock Farms
- Equestrian Way
- Grand Creek
- River Oaks Drive
- The Village
- RiverTown (portion of)
- Gardens
- Homestead
- Northlake
- Lakes
- Estates
- Westlake

2023-2024 Projection: 1 376 students

(minus 8th Grade projection: 1 13 students)

2023-2024 Opening Projection: 1 263 students

2024-2025 Projection: 1 389 K-8 students (10%)

2025-2026 Projection: 1 528 K-8 students (10%)

Freedom Crossing Academy (FCA): 2023-2024 SY – Plan C

- 053104 RiverTown (portion of) from FCA
 - 289 K-5 258 at FCA 31 00Z
 - 119 6-8 110 at FCA 9 00Z
 - 368

- 1913 students after balancing
- +191 students (10% growth 2022-2023)
- -368 students to K-8 NN
- -36 students (10% growth 2023-2024)
- +37 8th graders

- 1737 Projected students

Freedom Crossing Academy

Current Enrollment: 2225

-294 students

1913 Projected students

FCA: PROPOSED ATTENDANCE ZONE PLAN C

Area to be rezoned:

Portion of RiverTown

Gardens

Homestead

Northlake

Lakes

Estates

Westlake

2023-2024 Projection: 1737 students

2024-2025 Projection: 1823 K-8 students (5%)

2025-2026 Projection: 1914 K-8 students (5%)

Timberlin Creek Elementary School (TCES): 2023-2024 SY – Plan C

- 034118 Shearwater from TCES & SPMS

• 513 K-5	467 at TCES	46 00Z
• <u>203 6-8</u>	<u>191 at SPMS</u>	<u>12 00Z</u>
•	658	

- 1205 students
- +82 students (10% growth 2022-2023)
- -467 students to K-8 NN
- +78 5th Graders
- 898 Projected students

Timberlin Creek Elementary

Current Enrollment: 1 205

TCES: PROPOSED ATTENDANCE ZONE PLAN C

Area to be rezoned:

Shearwater

2023-2024 Projection: 898 students

2024-2025 Projection: 943 K-8 students (5%)

2025-2026 Projection: 990 K-8 students (5%)

Hickory Creek Elementary School (HCES): 2023-2024 SY – Plan C

- 045104 and 050110

• 83 K-5	73 at HCES	10 00Z
• <u>41 6-8</u>	<u>39 at SPMS</u>	<u>2 00Z</u>
•	112	

Hickory Creek Elementary

Current Enrollment: 734

- 734 students after balancing
- +73 students (10% growth 2022-2023)
- -73 students to K-8 NN
- +12 5th Graders

- 746 Projected students

HCES: PROPOSED ATTENDANCE ZONE PLAN C

Area to be rezoned:

- Greenbriar Plantation
- Countryside
- Whitelock Farms
- Equestrian Way
- Grand Creek
- River Oaks Drive
- The Village

2023-2024 Projection: 746 students

2024-2025 Projection: 821 K-8 students (10%)

2025-2026 Projection: 902 K-8 students (10%)

Switzerland Point Middle School (SPMS): 2023-2024 SY – Plan C

- 034118 Shearwater from TCES & SPMS
 - 513 K-5 467 at TCES 46 00Z
 - 203 6-8 191 at SPMS 12 00Z
 - 658
- 045104 and 050110
 - 83 K-5 73 at TCES 10 00Z
 - 41 6-8 39 at SPMS 2 00Z
 - 112

- 1373 students
- +110 students (10% growth 2022-2023)
- -230 students to K-8 NN
- +76 8th Graders
- 1329 Projected students

Switzerland Point Middle

Current Enrollment: 1373

SPMS: PROPOSED ATTENDANCE ZONE PLAN C

Area to be rezoned:

- Shearwater
- Greenbriar Plantation
- Countryside
- Whitelock Farms
- Equestrian Way
- Grand Creek
- River Oaks Drive
- The Village

2023-2024 Projection: 1329 students

2024-2025 Projection: 1462 K-8 students (10%)

2025-2026 Projection: 1608 K-8 students (10%)



ATTENDANCE ZONING: NORTHEAST BALANCING 2022-2023 SY

SCHOOL BOARD WORKSHOP

April 5, 2022

OCEAN PALMS ELEMENTARY / LANDRUM MIDDLE TO LIBERTY PINES ACADEMY-- 2022-2023 SY

Portion of Geocode 034116 (Portion of Twin Creeks DRI)

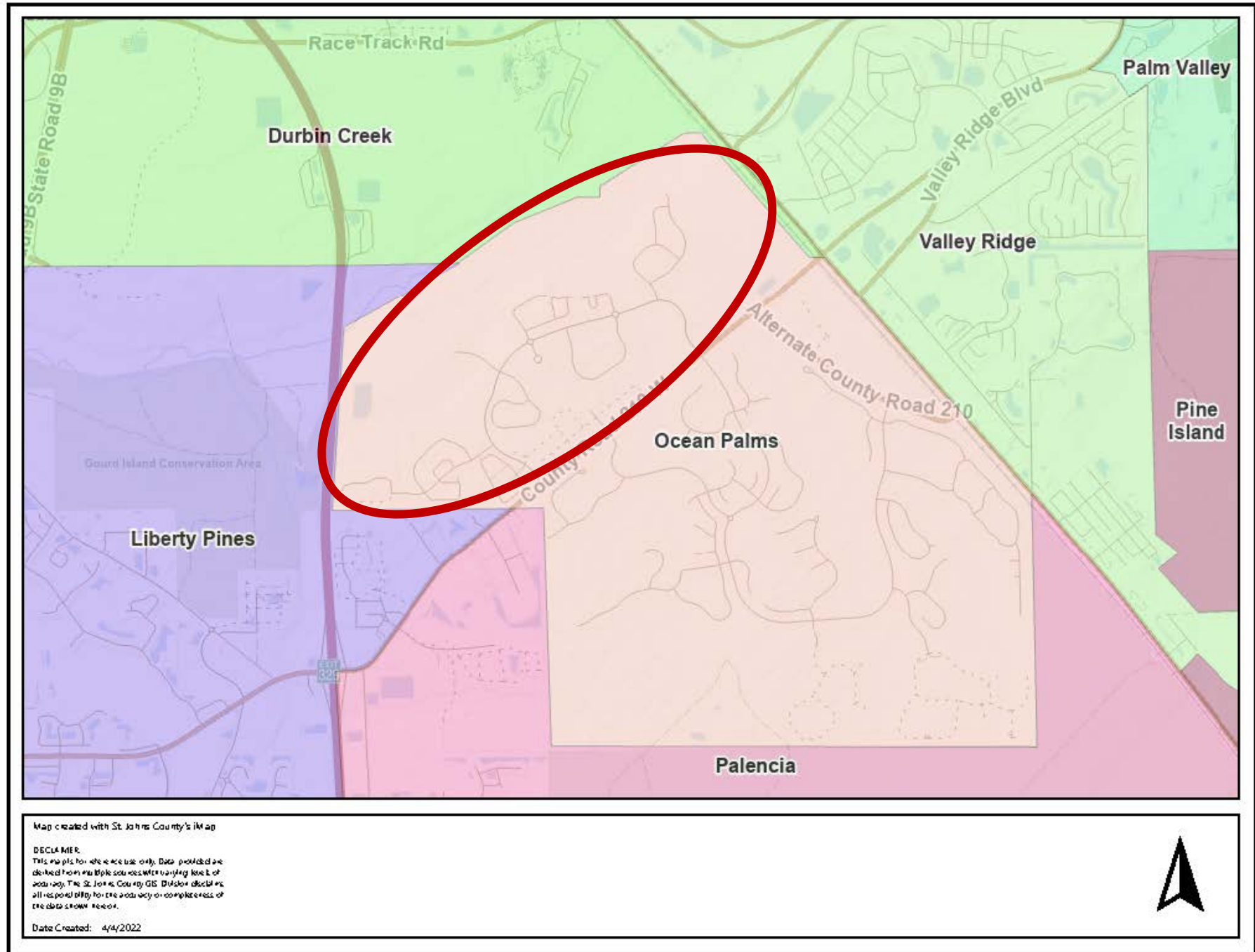
Grade	Total Students	Attending OPES / LMS	Proposed to LPA
K-5	154	133	80
6-8	76	68	45
Total	230	201	125

**With K
projection of
140 students.

OCEAN
PALMS
ELEMENTARY
& LANDRUM
MIDDLE

TO

LIBERTY
PINES
ACADEMY



Liberty Pines Academy	Ocean Palms Elementary	Landrum Middle
Current Enrollment: 1554	Current Enrollment: 919	Current Enrollment: 1241
+140 students	-95 students	-45 students
1694 Projected students	824 Projected students	1196 Projected students

STUDENT PROJECTIONS

OPTIONS FOR IN-PERSON PUBLIC INPUT

- March 22nd School Board Workshop & Town Hall Meeting
- April 5th School Board Workshop
- April 12th School Board Meeting
- April 26th: Discussion and Approval of Advertisement for Attendance Zone Changes (Special SB Mtg)

ATTENDANCE ZONING:
SCHOOL BOARD WORKSHOP



OPTIONS FOR IN-PERSON PUBLIC INPUT

- May 3rd School Board Workshop
- May 10th School Board Meeting
- May 24th School Board Workshop
- May 31st Discussion and Approval of Attendance Zone Changes (Special SB Mtg)

ATTENDANCE ZONING:
SCHOOL BOARD WORKSHOP



OPTIONS FOR PUBLIC INPUT

Please visit St. Johns County School District's website:

- **Download the PowerPoint and attendance zone proposals.**
- **Email** comments and suggestions to our design team, School Board Members and Superintendent.

www.stjohns.k12.fl.us/zoning

ATTENDANCE ZONING:
SCHOOL BOARD WORKSHOP



QUESTIONS
DISCUSSION

