

grade 2

CLICK AHEAD TO SLIDE 2
TO NAVIGATE THROUGH
THE ACTIVITIES

SUMMER STRETCH: SO MANY WAYS TO LEARN



SUMMER STRETCH: grade 2

DIRECTIONS: CLICK ON A LINK UNDER EACH CONTENT IMAGE TO ACCESS THIS WEEK'S ACTIVITIES

	Math	Reading	Science	SOCIAL SKILLS
Questions? Click HERE for contact info				
June 1 st – 5 th	<u>Week One</u>	<u>Week One</u>	<u>Week One</u>	<u>Week One</u>
June 8 th – 12 th	<u>Week Two</u>	<u>Week Two</u>	<u>Week Two</u>	<u>Week Two</u>
June 15 th – 19 th	<u>Week Three</u>	<u>Week Three</u>	<u>Week Three</u>	<u>Week Three</u>
June 22 nd – 26 th	<u>Week Four</u>	<u>Week Four</u>	<u>Week Four</u>	<u>Week Four</u>
June 29 th – July 3 rd	<u>Week Five</u>	<u>Week Five</u>	<u>Week Five</u>	<u>Week Five</u>
Thank you for your participation in Summer Stretch these past few weeks. Let us know about your participation in Summer Stretch by responding to the <u>Summer Stretch Participation Survey</u> (click to access between June 29 th – July 17 th).				
July 6 th – 10 th	<u>Week Six</u>	<u>Week Six</u>	<u>Week Six</u>	<u>Week Six</u>



WEEK 1: SECOND grade SUMMER LEARNING

MATH: SUMS & DIFFERENCES WITHIN 20

DIRECTIONS



[BACK TO HOME PAGE](#)

Click on the title to link to the Investigations activity.

In the Investigations, use the Directions tab to know how to complete the activity.

Investigation

#1:

[Five-in-a-Row with Four Cards](#)

Five-in-a-Row with Four Cards
Deal four cards and add two of the numbers. Cover the sum on the gameboard.

Gameboard A

2	4	6	8	10
10	10	12	12	14
16	18	20	19	17
15	13	11	11	11

Investigation

#2:

[Five-in-a-Row: Subtraction with Three Cubes](#)

Five-in-a-Row: Subtraction with Three Cubes
Roll the cubes. Choose which dot cube to subtract from the number cube. Cover the answer on the gameboard.



6	8	4	10	6
4	7	2	3	5
8	1	7	5	9
3	6	6	11	4
5	9	7	10	8

[Start Over](#)

Investigation

#3:

[Close to Twenty](#)

Close to 20
Deal cards. Try to make a total as close to 20 as possible. Scroll down to record.

Gameboard for Close to 20

Player 1

Record area: + + =

Discard Pile



WEEK 1: SECOND GRADE SUMMER LEARNING

READING: CREEPY, CRAWLY SPIDERS



DIRECTIONS: Complete the reading and learning experience within one column each time you do an activity.

[BACK TO HOME PAGE](#)

FIRST, LEARN BY READING	OPTION 1: VIDEO & VOCABULARY	OPTION 2: FICTION STORY	OPTION 3: NON-FICTION TEXT	OPTION 4: YOU CHOOSE
	FIRST: Click on the spider picture to access Tricky Spiders. 	FIRST: Click on the book picture to access Diary of a Spider. 	FIRST: Click on the book picture to access A Spiderling Grows Up. 	FIRST: Click on the book pictures to access BookFlix! 
	NOTE: BookFlix! Username: Learning20 & Password: Clifford			
 Username: Learning20 & Password: Clifford	Before you watch the video,   <ul style="list-style-type: none">• READ the key words.• Answer the 5 questions on the Quiz Whiz to see what you already know about <u>spiders</u>.	<ul style="list-style-type: none">• Watch the story Diary of a Spider (9:00).• Complete the Which Came First? activity.	<ul style="list-style-type: none">• Read the book A Spiderling Grows Up.• Complete the Word Match activity.	<ul style="list-style-type: none">• Watch the story Diary of a Spider OR read the book A Spiderling Grows Up.• Complete the Fact or Fiction? activity.
THEN —→ LEARN BY THINKING	LEARN BY TALKING	LEARN BY WRITING	LEARN BY DOING	
FYI: Free access to Watch & Learn Library and BookFlix! expires June 30 th .	NEXT: Watch the video (3:43) <ul style="list-style-type: none">• Answer the Quiz Whiz again to see what you learned about <u>spiders</u>.• Complete the Three Important Words I Heard Think Sheet.	NEXT: Learn by Talking If you could recommend this book to someone, who would it be? Why do you think they would like it?	NEXT: Learn by Writing What is one new thing that you learned from what you read? Write or draw about it.	NEXT: Learn by Doing <i>Invent a Spider</i> Click HERE for directions.



WEEK 1: SECOND GRADE SUMMER LEARNING

SCIENCE: LIFE CYCLES



BACK TO HOME PAGE

WHAT YOU WILL LEARN OR REVIEW:

The major life cycles of a frog.

COMPLETE the activities IN ORDER	1. LEARN BY WATCHING	2. LEARN BY READING	3. LEARN BY DOING
CLICK THE LINK to COMPLETE the activity	From Tadpole to Frog Video	Watch the Story: The Caterpillar and the Polliwog Read the Book: A Tadpole Grows Up	Drawing Activity: As I Grow Up

NOTE: Username: Learning20 Password: Clifford



WEEK 1: SECOND GRADE SUMMER LEARNING

SOCIAL SKILLS: MOODS AND ATTITUDES – PART 1



BACK TO HOME PAGE

Video Link [HERE](#)



Part 1: Mojo's in a Mood

In Episode 1 “Mojo's in a Mood,” Mojo was in a mood and his friend Katie shared “moods come and go, it just takes time.”

1. How was Mojo feeling about the field trip? How do you know?
2. Have you ever been in a bad mood? What happened?
3. Let's name some feelings words that can help us name our moods. Do they all fit neatly into good or bad? Are there some words that are easier than others to sort?

Parent Connection: Discuss these questions with your child.

1. Share a good moment and a bad mood moment from today. What feelings words can you use to help you describe them? (Student and parents should both share!)
2. Why do you think your mood changed throughout the day?
3. Do you think it's possible to change your mood? Let's brainstorm some ways!



WEEK 2: SECOND GRADE SUMMER LEARNING

MATH: MONEY



[BACK TO HOME PAGE](#)

DIRECTIONS

Click on the title to link to the Investigations activity.

In the Investigations, use the Directions tab to know how to complete the activity.

Investigation

#1:

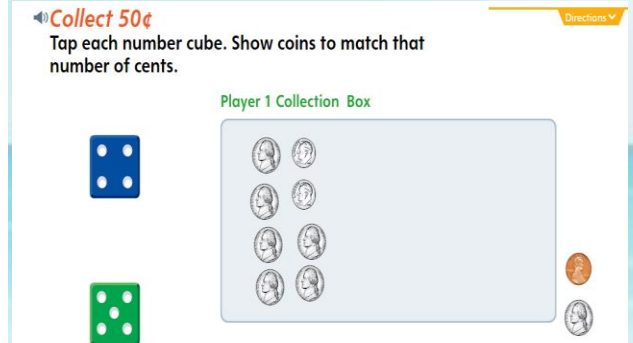
[Collect 25¢](#)



Investigation

#2:

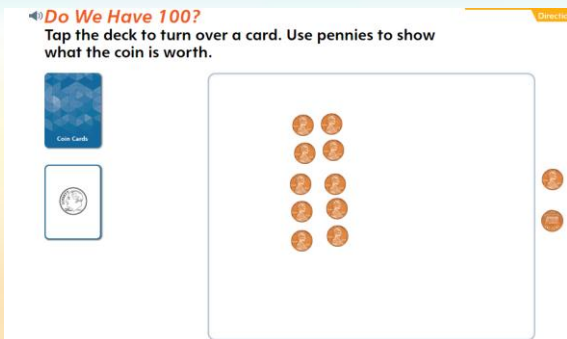
[Collect 50¢](#)



Investigation

#3:

[Do We Have 100?](#)





WEEK 2: SECOND GRADE SUMMER LEARNING

READING: COMMUNITIES – CITIES, NEIGHBORHOODS, AND FARMS



[BACK TO HOME PAGE](#)

DIRECTIONS: Complete the reading and learning experience within one column each time you do an activity.


**FIRST,
LEARN
BY
READING**




Username:
Learning20
& Password:
Clifford

OPTION 1: VIDEO & VOCABULARY

FIRST: Click on the image to access Home in Three Communities.




Before you watch the video,



- **READ** the key words.
- Answer the 5 questions on the **Quiz Whiz** to see what you already know about communities.

OPTION 2: FICTION STORY

FIRST: Click on the book picture to access *Giggle, Giggle, Quack*.




OPTION 3: NON-FICTION TEXT

FIRST: Click on the book picture to access *Living on Farms*.



OPTION 4: YOU CHOOSE

FIRST: Click on the book pictures to access *BookFlix!*



NOTE: *BookFlix!* Username: Learning20 & Password: Clifford

- Watch the story *Giggle, Giggle, Quack* (9:46).
- Complete the [Which Came First?](#) activity.

- Read the book *Living on Farms*.
- Complete the [Word Match](#) activity.

- Watch the story *Giggle, Giggle, Quack* **OR** read the book *Living on Farms*.
- Complete the [Fact or Fiction?](#) activity.

THEN —→ LEARN BY THINKING

LEARN BY TALKING

LEARN BY WRITING

LEARN BY DOING

FYI: Free access to *Watch & Learn Library* and *BookFlix!* expires June 30th.

NEXT: Watch the video (3:03)

- Answer the **Quiz Whiz** again to see what you learned about communities.
- Complete the [Video Response](#) Think Sheet.

NEXT: Learn by Talking
Think about a problem that a character in the story is having.
What advice would you give to the character in this story?

NEXT: Learn by Writing
What is one question you would like to ask the author of the book or article?
Write it.

NEXT: Learn by Doing
Create Your Own Community
Click [HERE](#) for directions.



WEEK 2: SECOND GRADE SUMMER LEARNING

SCIENCE: FOREST HABITATS



BACK TO HOME PAGE

WHAT YOU WILL LEARN OR REVIEW:

All living things have basic needs, like a place to live.

COMPLETE THE ACTIVITIES IN ORDER	1. LEARN BY WATCHING	2. LEARN BY READING	3. LEARN BY DOING
CLICK THE LINK TO COMPLETE THE ACTIVITY	Forest Full of Life Video	Watch the Story: Red Riding Hood Read the Story: Forests	Make Your Own Forest

NOTE: Username: Learning20 Password: Clifford



WEEK 2: SECOND GRADE SUMMER LEARNING

SOCIAL SKILLS: MOODS AND ATTITUDES – PART 2



BACK TO HOME PAGE

Video Link [HERE](#)



Episode 2: A Bad Mood Storm

In Episode 2 “A Bad Mood Storm,” Mojo learns what it means to be a pilot of his emotions rather than to choose to complain about the weather.

1. What does it mean to be the pilot of your own emotions?
2. What does the bus driver mean when he says, “you could sit there and complain about the weather, but you have a choice”?
3. Think about a time you were in a bad mood. What did you do to steer yourself up into sunnier skies or down deeper into the storm?

Parent Connection: Discuss these questions with your child.

1. What does it mean to be a pilot of your own emotions?
2. Share about a time you were in a bad mood.
3. What choice did you make? Did you steer above the bad weather or go down deeper into the storm?



WEEK 3: SECOND GRADE SUMMER LEARNING

MATH: MENTALLY ADD & SUBTRACT 10 OR 100



[BACK TO HOME PAGE](#)

DIRECTIONS:

Click on the title to link to the Investigations activity.

In the Investigations, use the Directions tab to know how to complete the activity.

Investigation #1: Plus or Minus 10 or 100

Plus or Minus 10 or 100 Directions

Choose a Start Number. Tap the cube and add or subtract. Scroll down to record an equation.

+10

Player 1 Recording Sheet

Start Number	+/- 10 or 100	Equation

Investigation #2: Plus or Minus 10: Five-in-a- Row

Plus or Minus 10: Five-in-a-Row

Deal cards. Write the two numbers that can be made. Scroll down to record. Drag a counter to cover 10 more or 10 less than either number.



1

9

0

101	102	103	104	105	106	107	108	109	110
111	112	113	114	115	116	117	118	119	120
121	122	123	124	125	126	127	128	129	130
131	132	133	134	135	136	137	138	139	140
141	142	143	144	145	146	147	148	149	150
151	152	153	154	155	156	157	158	159	160



WEEK 3: SECOND GRADE SUMMER LEARNING

READING: STAY SAFE ON THE ROAD! CAR & BUS SAFETY



DIRECTIONS: Complete the reading and learning experience within one column each time you do an activity.

[BACK TO HOME PAGE](#)

FIRST, LEARN BY READING


OPTION 1: VIDEO & VOCABULARY

FIRST: Click on the image to access *Get to School the Safe Way*.



OPTION 2: FICTION STORY

FIRST: Click on the book picture to access *Don't Let the Pigeon Drive the Bus!*




OPTION 3: NON-FICTION TEXT

FIRST: Click on the book picture to access *Car Safety*.




OPTION 4: YOU CHOOSE

FIRST: Click on the book pictures to access *BookFlix!*



Username:
Learning20
& Password:
Clifford

Before you watch the video,



- **READ** the key words.
- Answer the 5 questions on the **Quiz Whiz** to see what you already know about safe traveling.

NOTE: *BookFlix!* Username: **Learning20** & Password: **Clifford**

- Watch the story *Don't Let the Pigeon Drive the Bus* (7:10).
- Complete the [Which Came First?](#) activity.

- Read the book *Car Safety*.
- Complete the [Word Match](#) activity.

- Watch the story *Don't Let the Pigeon Drive the Bus* **OR** read the book *Car Safety*.
- Complete the [Fact or Fiction?](#) Activity.

THEN → LEARN BY THINKING

FYI: Free access to *Watch & Learn Library* and *BookFlix!* expires June 30th.

NEXT: Watch the video (1:24)

- Answer the **Quiz Whiz** again to see what you learned about safe traveling.
- Complete the [My Video Review](#) Think Sheet.

LEARN BY TALKING

NEXT: Learn by Talking
Think about how the story ended. If you could change the ending, how would you make it different?

LEARN BY WRITING

NEXT: Learn by Writing
If you could recommend this book to someone, who would it be? Write about why they should read it.

LEARN BY DOING

NEXT: Learn by Doing
Invent a Vehicle
Click [HERE](#) for directions.



WEEK 3: SECOND GRADE SUMMER LEARNING

SCIENCE: ROCKS AND MINERALS



BACK TO HOME PAGE

WHAT YOU WILL LEARN OR REVIEW:

The cycles and patterns that form different types of rocks.

COMPLETE the activities IN ORDER	1. LEARN BY WATCHING	2. LEARN BY READING	3. LEARN BY DOING
CLICK THE LINK to COMPLETE the activity	Rocks and Minerals Video	Watch the Story: Sylvester and the Magic Pebble and Read the Book: Rock Collecting	Create Your Own Rock Collection

NOTE: Username: Learning20 Password: Clifford



WEEK 3: SECOND GRADE SUMMER LEARNING SOCIAL SKILLS: MOODS AND ATTITUDES – PART 3



BACK TO HOME PAGE

Video Link [HERE](#)



Episode 3: What Can You Control

In Episode 3, “What Can You Control,” Mojo learns an important lesson from Amelia Earhart about recognizing his attitude and focusing on the things he can control.

1. How does Mojo check his attitude indicator?
2. If you’re in a bad mood, how can you steer your plane into a good mood?
3. You may not be able to control what happens to you, but what can you control?

Parent Connection: Discuss these questions with your child.

1. When you’re in a bad mood, what can you do to help improve your situation?
2. You may not be able to control what happens to you, but what can you control?
3. Together, come up with some strategies to help you recognize when you need to check-in on your mood and take control of the things you can change.



WEEK 4: SECOND GRADE SUMMER LEARNING

MATH: SUMS & DIFFERENCES WITHIN 1,000



[BACK TO HOME PAGE](#)

DIRECTIONS:

Click on the title to link to the Investigations activity.

In the Investigations, use the Directions tab to know how to complete the activity.

Investigation #1: Capture 5 on the 100 Chart

Capture 5 on the 100 Chart
Use combinations of your cards to capture 5 chips.

1	2	3	4	5	6	7	8	9	10
11	12	13	14	15	16	17	18	19	20
21	22	23	24	25	26	27	28	29	30
31	32	33	34	35	36	37	38	39	40
41	42	43	44	45	46	47	48	49	50
51	52	53	54	55	56	57	58	59	60
61	62	63	64	65	66	67	68	69	70
71	72	73	74	75	76	77	78	79	80
81	82	83	84	85	86	87	88	89	90
91	92	93	94	95	96	97	98	99	100

Player 1 Collection Box

Player 2 Collection Box

Start Over

Investigation #2: Get to 0

Get To 0
Tap the multiple-of-5 cube. Drag your game piece that many spaces back on the 100 chart.

15

1	2	3	4	5	6	7	8	9	10
11	12	13	14	15	16	17	18	19	20
21	22	23	24	25	26	27	28	29	30
31	32	33	34	35	36	37	38	39	40
41	42	43	44	45	46	47	48	49	50
51	52	53	54	55	56	57	58	59	60
61	62	63	64	65	66	67	68	69	70
71	72	73	74	75	76	77	78	79	80
81	82	83	84	85	86	87	88	89	90
91	92	93	94	95	96	97	98	99	100



WEEK 4: SECOND GRADE SUMMER LEARNING

READING: TRASH AND RECYCLING



DIRECTIONS: Complete the reading and learning experience within one column each time you do an activity.

[BACK TO HOME PAGE](#)

**FIRST,
LEARN
BY
READING**



Username:
Learning20
& Password:
Clifford


OPTION 1: VIDEO & VOCABULARY

FIRST: Click on the image to access What Happens to Our Trash?




OPTION 2: FICTION STORY

FIRST: Click on the book picture to access *I STINK!*




OPTION 3: NON-FICTION TEXT

FIRST: Click on the book picture to access *Garbage Trucks*.



OPTION 4: YOU CHOOSE

FIRST: Click on the book pictures to access *BookFlix!*



NOTE: *BookFlix!* Username: Learning20 & Password: Clifford

- Watch the story *I STINK!* (9:11)
- Complete the [Which Came First?](#) activity.

- Read the book *Garbage Trucks*.
- Complete the [Word Match](#) activity.

- Watch the story *I STINK!* OR read the book *Garbage Trucks*.
- Complete the [Fact or Fiction?](#) Activity.

THEN → LEARN BY THINKING

LEARN BY TALKING

LEARN BY WRITING

LEARN BY DOING

FYI: Free access to Watch & Learn Library and *BookFlix!* expires June 30th.

NEXT: Watch the video (3:20)

- Answer the **Quiz Whiz** again to see what you learned about recycling.
- Complete the [Fast Facts](#) Think Sheet.

NEXT: Learn by Talking

Pretend you are going to talk to one of the characters in the story. What questions would you ask them?

NEXT: Learn by Writing

What is something you learned from the book that surprised you? Write about it.

NEXT: Learn by Doing

Follow That Trash (Writing Activity)

Click [HERE](#) for directions.



WEEK 4: SECOND GRADE SUMMER LEARNING

SCIENCE: LIFE SCIENCE-BONES



BACK TO HOME PAGE

WHAT YOU WILL LEARN OR REVIEW:

Our bodies are made of systems that work together.

The major parts of the skeletal system.

The function of the skeletal system.

COMPLETE THE ACTIVITIES IN ORDER	1. LEARN BY WATCHING	2. LEARN BY READING	3. LEARN BY DOING
CLICK THE LINK TO COMPLETE THE ACTIVITY	<u>Bones, Bones, Bones Video</u>	<u>Watch the Story: Dem Bones and Read the Book: You Have Healthy Bones</u>	<u>Whose Bones Are Those? Activity</u>

NOTE: Username: Learning20 Password: Clifford



WEEK 4: SECOND GRADE SUMMER LEARNING

SOCIAL SKILLS: RESPECT – PART 1



BACK TO HOME PAGE

Video Link [HERE](#)



Episode 1: The Very Important Monster

In Episode 1, “The Very Important Monster,” Mojo is chosen as the Very Important Monster of the week, but the special title changes how he acts towards his friends.

1. Why did Katie show Mojo the special VIM mirror?
2. Think of a time someone treated you the way Mojo treated his friends. How did it make you feel?
3. Was Mojo not being respectful? Is that different from being mean?

Parent Connection: Discuss these questions with your child.

1. What differences and similarities are there between not being respectful and being mean?
2. Share about a time someone treated you the way Mojo treated his friends. What did you do?
3. It can be difficult to recognize when you’re not being respectful. What are some strategies you can use to keep yourself in check?



WEEK 5 : SECOND GRADE SUMMER LEARNING

MATH: MONEY



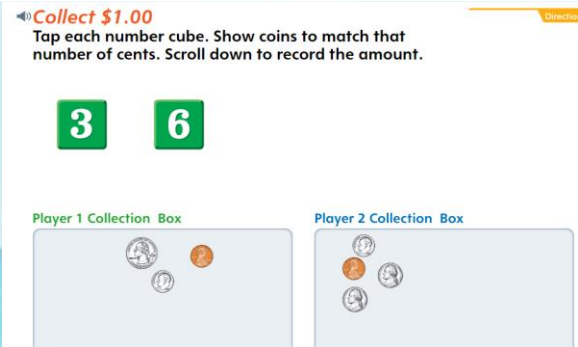
[BACK TO HOME PAGE](#)

DIRECTIONS

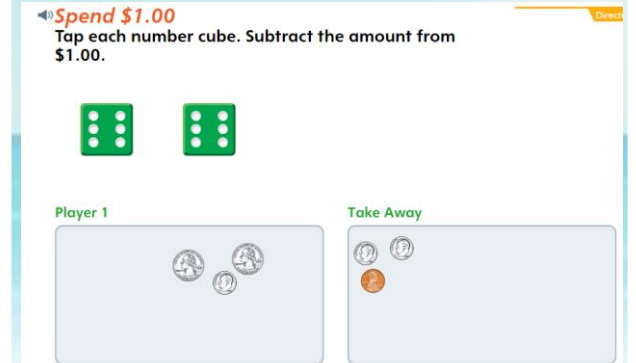
Click on the title to link to the Investigations activity.

In the Investigations, use the Directions tab to know how to complete the activity.

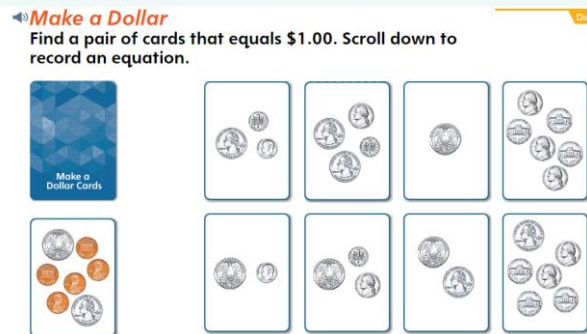
Investigation #1: [Collect \\$1.00](#)



Investigation #2: [Spend \\$1.00](#)



Investigation #3: [Make \\$1.00](#)





WEEK 5: SECOND GRADE SUMMER LEARNING

READING: TWO SIDES TO EVERY STORY



[BACK TO HOME PAGE](#)

DIRECTIONS: Complete the reading and learning experience within one column each time you do an activity.

FIRST, LEARN BY READING	OPTION 1: VIDEO & VOCABULARY	OPTION 2: FICTION STORY	OPTION 3: NON-FICTION TEXT	OPTION 4: YOU CHOOSE
	 <p>FIRST: Click HERE to open the <i>Exploring Stories</i> tutorial. Watch slides 1-4 to review the vocabulary terms (<i>character, setting, events</i>).</p>	 <p>FIRST: LISTEN and VIEW the first half of the story A Tale of Two Beasts. (0:00 – 2:55)</p>	 <p>FIRST: Consider that an animal could be predator or prey – two sides to the story. Read the book Animal Defenses.</p>	 <p>Watch the story <i>A Tale of Two Beasts</i> OR read the book <i>Animal Defenses</i>.</p>
THEN →	LEARN BY THINKING	LEARN BY TALKING	LEARN BY WRITING	LEARN BY DOING
	<p>NEXT: Complete the Story Elements tutorial (slides 5 – 20)</p> <p>THINK: What similarities do you see between the two versions of the same stories in the tutorial?</p>	<p>NEXT: Learn by Talking</p> <p>What do you think the animal's perspective will be?</p> <p>LISTEN and VIEW the second half of the story to check your prediction. (2:55 – 5:56)</p>	<p>NEXT: Learn by Writing</p> <p>Choose one animal from the text. Identify the defense it uses to protect itself. Click HERE to use 'Story-Maker' to write about the animal.</p>	<p>NEXT: Learn by Doing</p> <p>Complete an All About Me for you AND an All About Me for someone else in your family. Discuss what you have in common.</p>



WEEK 5: SECOND GRADE SUMMER LEARNING

SCIENCE: WEATHER



BACK TO HOME PAGE

WHAT YOU WILL LEARN OR REVIEW:

Weather tells us what the sky and air around us are like on any given day.

The weather can be sunny, cloudy, windy, rainy, stormy or snowing.

Scientists can predict the weather by understanding patterns.

COMPLETE THE ACTIVITIES IN ORDER	1. LEARN BY WATCHING	2. LEARN BY READING	3. LEARN BY DOING
CLICK THE LINK TO COMPLETE THE ACTIVITY	Introduction to Weather Video See NOTE below before watching.	Read About: Weather	Make Your Own Rain Gauge

NOTE: After clicking the video link above, select "TRY IT FREE" in the upper right-hand of your screen. Then click "STUDENT" to watch the entire video. Be sure to only watch the video ONE time, because Generation Genius limits your access to 5 free views.



WEEK 5: SECOND GRADE SUMMER LEARNING

SOCIAL SKILLS: RESPECT – PART 2



BACK TO HOME PAGE

Video Link [HERE](#)



Episode 2: Respect Takes Time

In Episode 2, “Respect Takes Time,” Mojo plans to do a good deed for each of his friends to get what he wants, but is he missing something important?

1. What does it mean to be disrespectful? What does it mean to be respectful?
2. Why didn’t Mojo’s plan work? What could he do differently?
3. What does Katie mean when she says, “You have to be respectful in the long run, you need to give it time”?

Parent Connection: Discuss these questions with your child.

1. What are some examples of being respectful?
2. What was wrong with Mojo’s plan? What would you do differently?
3. Brainstorm some ways you can practice being respectful at home!



WEEK 6: SECOND GRADE SUMMER LEARNING

MATH: SUMS & DIFFERENCES WITHIN 1,000



[BACK TO HOME PAGE](#)

DIRECTIONS:

Click on the title to link to the Investigations activity.

In the Investigations, use the Directions tab to know how to complete the activity.

Investigation #1: Capture 5

Capture 5
Use combinations of your cards to capture 5 chips.
Scroll down to record each turn.

1	2	3	4	5	6	7	8	9	10
11	12	13	14	15	16	17	18	19	20
21	22	23	24	25	26	27	28	29	30
31	32	33	34	35	36	37	38	39	40
41	42	43	44	45	46	47	48	49	50
51	52	53	54	55	56	57	58	59	60
61	62	63	64	65	66	67	68	69	70
71	72	73	74	75	76	77	78	79	80
81	82	83	84	85	86	87	88	89	90
91	92	93	94	95	96	97	98	99	100
101	102	103	104	105	106	107	108	109	110
111	112	113	114	115	116	117	118	119	120
121	122	123	124	125	126	127	128	129	130
131	132	133	134	135	136	137	138	139	140
141	142	143	144	145	146	147	148	149	150
151	152	153	154	155	156	157	158	159	160
161	162	163	164	165	166	167	168	169	170
171	172	173	174	175	176	177	178	179	180
181	182	183	184	185	186	187	188	189	190
191	192	193	194	195	196	197	198	199	200

Collection Box

Investigation #2: Capture 5: Additional Gameboards

Capture 5: Additional Gameboards
Select which chart to play with.

1-200 CHART

201-400 CHART

401-600 CHART

601-800 CHART

801-1,000 CHART







WEEK 6: SECOND GRADE SUMMER LEARNING

READING: WILD, WACKY WEATHER



[BACK TO HOME PAGE](#)

DIRECTIONS: Complete the reading and learning experience within one column each time you do an activity.

FIRST, LEARN BY READING	OPTION 1: VIDEO & VOCABULARY	OPTION 2: FICTION STORY	OPTION 3: NON-FICTION TEXT	OPTION 4: YOU CHOOSE
				
	<p>FIRST: Click HERE to open the <i>Stormy Days: Supporting Specific Points in Text</i> tutorial. Watch slides 1-4 to review the vocabulary terms (<i>facts, opinions</i>).</p>	<p>FIRST: LISTEN and VIEW the first part of the story Brave Irene. (0:00 – 5:24)</p>	<p>FIRST: Look at page 2. Did you know that both of these environments are deserts? Read the book Hot Deserts to learn more.</p>	<p>Watch the story Brave Irene OR read the book Hot Deserts.</p>
THEN —→ LEARN BY THINKING	LEARN BY TALKING	LEARN BY WRITING	LEARN BY DOING	
	<p>NEXT: Complete the Supporting Points in Text tutorial (slides 5 – 18)</p> <p>THINK: How do you tell the difference between a fact and an opinion?</p>	<p>NEXT: Learn by Talking What do you think Irene will do since the gown is gone? LISTEN and VIEW the next part of the story to check your prediction. (5:24 – 14:01)</p>	<p>NEXT: Learn by Writing Think about the FACTS that are included in this text about the deserts. Click HERE to access a document to write FIVE FACTS about the desert (<i>download to type, print to hand-write</i>).</p>	<p>NEXT: Learn by Doing This week's video and text have all been related to wacky weather. Try out one of the Weather Experiments at Weatherwizkids.com.</p>



WEEK 6: SECOND GRADE SUMMER LEARNING

SCIENCE: SUNLIGHT WARMS THE EARTH



BACK TO HOME PAGE

WHAT YOU WILL LEARN OR REVIEW:

Energy from the Sun warms the air, water, and land.

COMPLETE THE ACTIVITIES IN ORDER	1. LEARN BY WATCHING	2. LEARN BY READING	3. LEARN BY DOING
CLICK THE LINK TO COMPLETE THE ACTIVITY	Sunlight Warms the Earth Video See NOTE below before watching.	Read About: How Sunlight Warms the Air, Land, and Water	Sun Vs. Shade Activity

NOTE: After clicking the video link above, select "TRY IT FREE" in the upper right-hand of your screen. Then click "STUDENT" to watch the entire video. Be sure to only watch the video ONE time, because Generation Genius limits your access to 5 free views.



WEEK 6: SECOND GRADE SUMMER LEARNING

SOCIAL SKILLS: RESPECT – PART 3



BACK TO HOME PAGE

Video Link [HERE](#)



Episode 3: The Golden Rule

In Episode 3, “The Golden Rule,” Mojo learns about the golden rule, and with time, sees his piggy bank grow!

1. Mojo thinks he needs VIM title to be respected. What do you think?
2. What does Katie mean when she says, “but if you treat everyone the way you want to be treated, your piggy bank will get bigger over time”?
3. How is your “piggy bank” looking, and when did you last add to it?

Parent Connection: Discuss these questions with your child.



1. What does it mean to add to your piggy bank, and how do you do it?
2. What is the Golden Rule?
3. Share about the last time you added to your piggy bank.



WITH QUESTIONS, FEEL FREE TO CONTACT:



BACK TO HOME PAGE

CONTENT	TECHNOLOGY
<p>With questions or for support regarding the <u>content</u> of Summer Stretch, please contact Joyce Hunter.</p>	<p>If you encounter <u>technical difficulties</u> with district-provided devices or hotspots, please contact the TSS at your home school.</p>
	
<p>Joyce Hunter Elementary Instructional Services Executive Secretary P: 904-547-7541 Joyce.Hunter@stjohns.k12.fl.us</p>	<p>Technology Support Service (TSS) for your child's school Click below for a school list so you can access contact information for your child's school https://www.stjohns.k12.fl.us/schools/</p> <p>NOTE: Make sure to leave a message and someone will get back with you to provide support.</p>

