

grade 1

CLICK ahead to SLIDE 2  
to NAVIGATE THROUGH  
the activities

# SUMMER STRETCH: SO MANY WAYS TO LEARN



# SUMMER STRETCH: grade 1

**DIRECTIONS:** CLICK ON A LINK UNDER EACH CONTENT IMAGE TO ACCESS THIS WEEK'S ACTIVITIES

	Math	Reading	Science	SOCIAL SKILLS
Questions? Click <a href="#">HERE</a> for contact info				
June 1 <sup>st</sup> – 5 <sup>th</sup>	<a href="#"><u>Week One</u></a>	<a href="#"><u>Week One</u></a>	<a href="#"><u>Week One</u></a>	<a href="#"><u>Week One</u></a>
June 8 <sup>th</sup> – 12 <sup>th</sup>	<a href="#"><u>Week Two</u></a>	<a href="#"><u>Week Two</u></a>	<a href="#"><u>Week Two</u></a>	<a href="#"><u>Week Two</u></a>
June 15 <sup>th</sup> – 19 <sup>th</sup>	<a href="#"><u>Week Three</u></a>	<a href="#"><u>Week Three</u></a>	<a href="#"><u>Week Three</u></a>	<a href="#"><u>Week Three</u></a>
June 22 <sup>nd</sup> – 26 <sup>th</sup>	<a href="#"><u>Week Four</u></a>	<a href="#"><u>Week Four</u></a>	<a href="#"><u>Week Four</u></a>	<a href="#"><u>Week Four</u></a>
June 29 <sup>th</sup> – July 3 <sup>rd</sup>	<a href="#"><u>Week Five</u></a>	<a href="#"><u>Week Five</u></a>	<a href="#"><u>Week Five</u></a>	<a href="#"><u>Week Five</u></a>
Thank you for your participation in Summer Stretch these past few weeks. Let us know about your participation in Summer Stretch by responding to the <a href="#"><u>Summer Stretch Participation Survey</u></a> (click to access between June 29 <sup>th</sup> – July 17 <sup>th</sup> ).				
July 6 <sup>th</sup> – 10 <sup>th</sup>	<a href="#"><u>Week Six</u></a>	<a href="#"><u>Week Six</u></a>	<a href="#"><u>Week Six</u></a>	<a href="#"><u>Week Six</u></a>



# WEEK 1: FIRST grade SUMMER LEARNING

## MATH: BUILD & DECOMPOSE NUMBERS



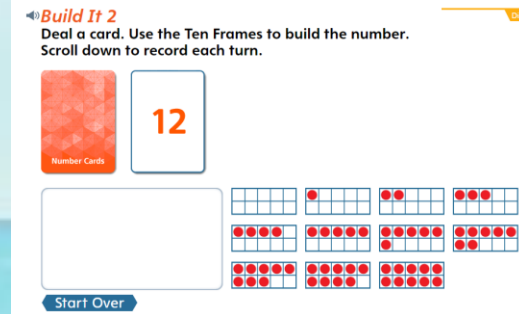
[BACK TO HOME PAGE](#)

### DIRECTIONS


Click on the title to link to the Investigations activity.

In the Investigations, use the Directions tab to know how to complete the activity.

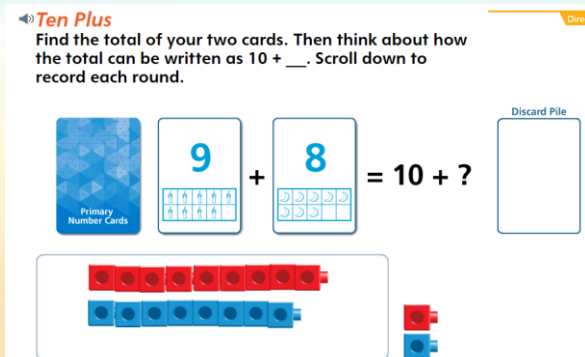
## Investigation #1: Build It 2



## Investigation #2: Build It: How Many Tens?



## Investigation #3: Ten Plus







# WEEK 1: FIRST GRADE SUMMER LEARNING

## READING: BRAVE FIREFIGHTERS!



**DIRECTIONS:** Complete the reading and learning experience within one column each time you do an activity.

[BACK TO HOME PAGE](#)

### FIRST, LEARN BY READING




Username:  
Learning20  
& Password:  
Clifford

#### OPTION 1: VIDEO & VOCABULARY

**FIRST:** Click on the image to access Firefighters Suit Up.



Before you watch the video,



- **READ** the key words.
- Answer the 5 questions on the **Quiz Whiz** to see what you already know about firefighters.



#### OPTION 2: FICTION STORY

**FIRST:** Click on the book picture to access *Dot the Fire Dog*.




**NOTE:** *BookFlix!* Username: Learning20 & Password: Clifford

- Watch the story *Dot the Fire Dog* (9:18).
- Complete the [Which Came First?](#) activity.

#### OPTION 3: NON-FICTION TEXT

**FIRST:** Click on the book picture to access *A Very Busy Firehouse*.



- Read the book *A Very Busy Firehouse*.
- Complete the [Word Match](#) activity.

#### OPTION 4: YOU CHOOSE

**FIRST:** Click on the book pictures to access *BookFlix!*



- Watch the story *Dot the Fire Dog* **OR** read the book *A Very Busy Firehouse*.
- Complete the [Fact or Fiction?](#) Activity.

### THEN → LEARN BY THINKING

FYI: Free access to *Watch & Learn Library* and *BookFlix!* Expires June 30<sup>th</sup>.

**NEXT:** Watch the video (1:58)

- Answer the **Quiz Whiz** again to see what you learned about firefighters.
- Complete the [My Video Predictions](#) Think Sheet.

### LEARN BY TALKING

**NEXT:** Learn by Talking  
Pretend you are going to talk to one of the characters in the story.  
What questions would you ask them?

### LEARN BY WRITING

**NEXT:** Learn by Writing  
What is one new thing that you learned from what you read?  
Write or draw about it.

### LEARN BY DOING

**NEXT:** Learn by Doing  
*Write to Your Hero*  
Click [HERE](#) for directions.



# WEEK 1: FIRST grade SUMMER LEARNING

## SCIENCE: BEARS



BACK TO HOME PAGE

### WHAT YOU WILL LEARN OR REVIEW:

Plants and animals closely resemble their parents.

Know basic needs of animals.

COMPLETE the activities IN ORDER	1. LEARN BY WATCHING	2. LEARN BY READING	3. LEARN BY DOING
CLICK the LINK to COMPLETE the activity	<a href="#"><u>Bear Cub Checkup</u></a> <a href="#"><u>Video</u></a>	<a href="#"><u>Watch the Story: Bear</u></a> <a href="#"><u>Snores On and Read the</u></a> <a href="#"><u>Book: A Bear Cub Grows</u></a> <a href="#"><u>Up</u></a>	<a href="#"><u>Draw and Write a Bear</u></a> <a href="#"><u>Story</u></a>

NOTE: Username: Learning20 Password: Clifford



# WEEK 1: FIRST GRADE SUMMER LEARNING

## SOCIAL SKILLS: MOODS AND ATTITUDES – PART 1



BACK TO HOME PAGE

Video Link [HERE](#)



### Part 1: Mojo's in a Mood

In Episode 1 “Mojo's in a Mood,” Mojo was in a mood and his friend Katie shared “moods come and go, it just takes time.”

1. How was Mojo feeling about the field trip? How do you know?
2. Have you ever been in a bad mood? What happened?
3. Let's name some feelings words that can help us name our moods. Do they all fit neatly into good or bad? Are there some words that are easier than others to sort?

### Parent Connection: Discuss these questions with your child.

1. Share a good moment and a bad mood moment from today. What feelings words can you use to help you describe them? (Student and parents should both share!)
2. Why do you think your mood changed throughout the day?
3. Do you think it's possible to change your mood? Let's brainstorm some ways!



# WEEK 2: FIRST grade SUMMER LEARNING

## MATH: COMPARE NUMBERS



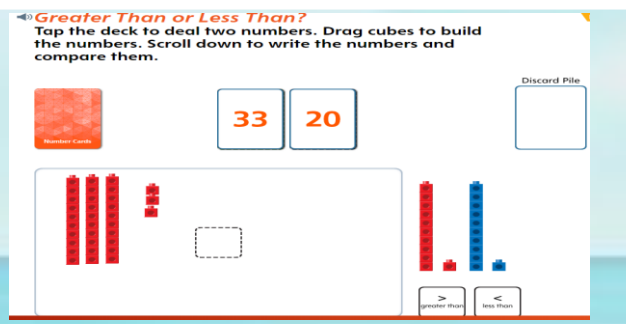
[BACK TO HOME PAGE](#)

### DIRECTIONS

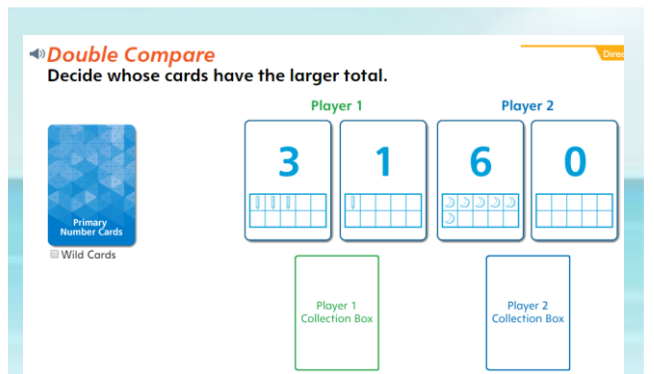
Click on the title to link to the Investigations activity.

In the Investigations, use the Directions tab to know how to complete the activity.

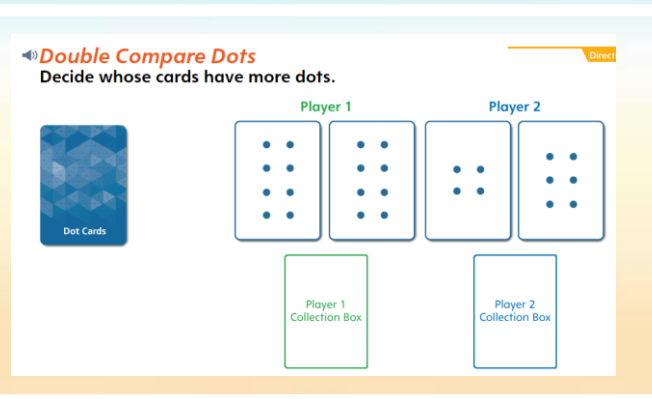
### Investigation #1: Greater Than or Less Than



### Investigation #2: Double Compare



### Investigation #3: Double Compare Dots







# WEEK 2: FIRST GRADE SUMMER LEARNING

## READING: KINDNESS IS CONTAGIOUS!



[BACK TO HOME PAGE](#)

**DIRECTIONS:** Complete the reading and learning experience within one column each time you do an activity.

**FIRST,  
LEARN  
BY  
READING**



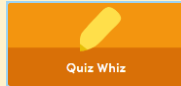
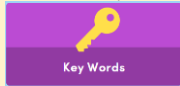
Username:  
**Learning20**  
& Password:  
**Clifford**

### OPTION 1: VIDEO & VOCABULARY

**FIRST:** Click on the image to access **Choose to Be Kind**.




Before you watch the video,



- **READ** the key words.
- Answer the 5 questions on the **Quiz Whiz** to see what you already know about how to be kind.

### OPTION 2: FICTION STORY

**FIRST:** Click on the book picture to access *Stick and Stone*.




**NOTE:** *BookFlix!* Username: **Learning20** & Password: **Clifford**

- Watch the story *Stick and Stone* (8:10).
- Complete the [Which Came First?](#) activity.

### OPTION 3: NON-FICTION TEXT


**FIRST:** Click on the book picture to access *Empathy: I Know How You Feel!*



- Read the book *Empathy: I Know How You Feel!*
- Complete the [Word Match](#) activity.

### OPTION 4: YOU CHOOSE

**FIRST:** Click on the book pictures to access *BookFlix!*



- Watch the story *Stick and Stone* **OR** read the book *Empathy: I Know How You Feel!*
- Complete the [Fact or Fiction?](#) activity.

**THEN —→ LEARN BY THINKING**

FYI: Free access to *Watch & Learn Library* and *BookFlix!* Expires June 30<sup>th</sup>.

**NEXT:** Watch the video (3:25)

- Answer the **Quiz Whiz** again to see what you learned about how to be kind.
- Complete the [Draw What You Saw](#) Think Sheet

**LEARN BY TALKING**

**NEXT:** Learn by Talking

Think about a problem that a character in the story is having. What advice would you give to the character in this story?

**LEARN BY WRITING**

**NEXT:** Learn by Writing

What is something you learned from the book that surprised you? Write about it.

**LEARN BY DOING**

**NEXT:** Learn by Doing  
*Act-It-Out: What Would You Do?*

Click [HERE](#) for directions.





# WEEK 2: FIRST grade SUMMER LEARNING

## SCIENCE: SEASHORE HABITATS



BACK TO HOME PAGE

### WHAT YOU WILL LEARN OR REVIEW:

All living things, including those that live underwater, need basic things like air, water, food, and space to live.

COMPLETE THE ACTIVITIES IN ORDER	1. LEARN BY WATCHING	2. LEARN BY READING	3. LEARN BY DOING
CLICK THE LINK TO COMPLETE THE ACTIVITY	<a href="#">Seashore Science Video</a>	<a href="#">Watch the Story: Where the Wild Things Are and Read the Book: Where Land Meets Sea</a>	<a href="#">Invent a Sea Creature</a>

NOTE: Username: Learning20 Password: Clifford



# WEEK 2: FIRST GRADE SUMMER LEARNING

## SOCIAL SKILLS: MOODS AND ATTITUDES – PART 2



BACK TO HOME PAGE

Video Link [HERE](#)



### Episode 2: A Bad Mood Storm

In Episode 2 “A Bad Mood Storm,” Mojo learns what it means to be a pilot of his emotions rather than to choose to complain about the weather.

1. What does it mean to be the pilot of your own emotions?
2. What does the bus driver mean when he says, “you could sit there and complain about the weather, but you have a choice”?
3. Think about a time you were in a bad mood. What did you do to steer yourself up into sunnier skies or down deeper into the storm?

### Parent Connection: Discuss these questions with your child.

1. What does it mean to be a pilot of your own emotions?
2. Share about a time you were in a bad mood.
3. What choice did you make? Did you steer above the bad weather or go down deeper into the storm?



# WEEK 3: FIRST GRADE SUMMER LEARNING

## MATH: FLUENTLY ADD & SUBTRACT WITHIN 20

### DIRECTIONS

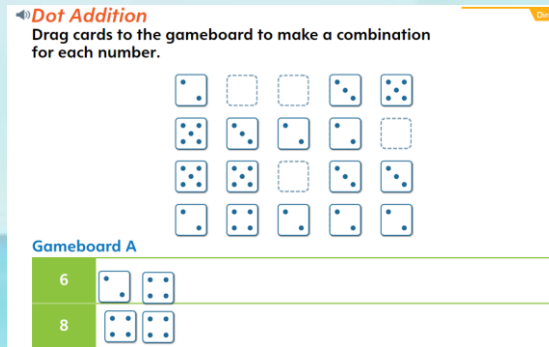


[BACK TO HOME PAGE](#)

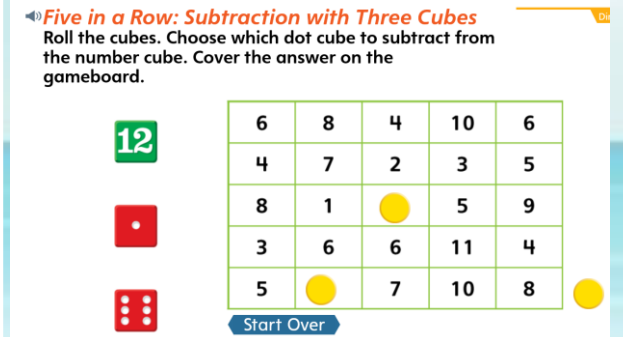
Click on the title to link to the Investigations activity.

In the Investigations, use the Directions tab to know how to complete the activity.

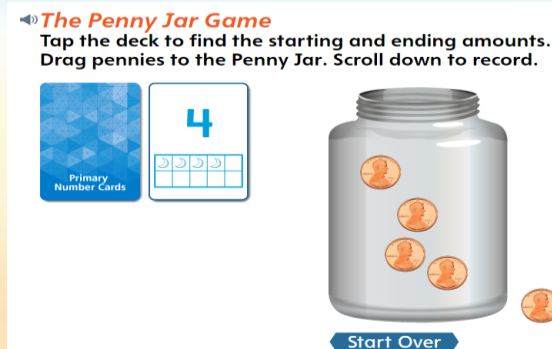
### Investigation #1: Dot Addition



### Investigation #2: Five-in-a-Row Subtraction with Three Cubes



### Investigation #3: The Penny Jar Game







# WEEK 3: FIRST GRADE SUMMER LEARNING

## READING: WHAT DO YOU KNOW ABOUT WEATHER?



**DIRECTIONS:** Complete the reading and learning experience within one column each time you do an activity.


[BACK TO HOME PAGE](#)

### OPTION 1: VIDEO & VOCABULARY

**FIRST:** Click on the image to access *It's Raining, It's Pouring*.



Before you watch the video,



- **READ** the **key words**.
- Answer the 5 questions on the **Quiz Whiz** to see what you already know about the weather.

### OPTION 2: FICTION STORY

**FIRST:** Click on the book picture to access *Come On, Rain!*



**NOTE:** *BookFlix!* Username: Learning20 & Password: Clifford

- Watch the story *Come On, Rain!* (11:57)
- Complete the [Which Came First?](#) activity.

### OPTION 3: NON-FICTION TEXT

**FIRST:** Click on the book picture to access *Rainy Weather Days*.



- Read the book *Rainy Weather Days*.
- Complete the [Word Match](#) activity.

### OPTION 4: YOU CHOOSE

**FIRST:** Click on the book pictures to access *BookFlix!*



- Watch the story *Come On, Rain!* **OR** read the book *Rainy Weather Days*.

**FIRST, LEARN BY READING**



Username: Learning20  
& Password: Clifford

**THEN —→ LEARN BY THINKING**

FYI: Free access to *Watch & Learn Library* and *BookFlix!* Expires June 30<sup>th</sup>.

**NEXT:** Watch the video (1:58)

- Answer the **Quiz Whiz** again to see what you learned about the weather.
- Complete the [Three Important Words I Heard](#) Think Sheet

**LEARN BY TALKING**

**NEXT:** Learn by Talking  
Pretend you are friends with one of the characters in the story. What would you do together?

**LEARN BY WRITING**

**NEXT:** Learn by Writing  
If you could recommend this book to someone, who would it be? Write about why they should read it.

**LEARN BY DOING**

**NEXT:** Learn by Doing  
*Raining Bats & Frogs!*  
Click [HERE](#) for directions.



# WEEK 3: FIRST GRADE SUMMER LEARNING

## SCIENCE: STARS



[BACK TO HOME PAGE](#)

### WHAT YOU WILL LEARN OR REVIEW:

Magnifiers make things look bigger.

There are more stars in the sky than you can count.

COMPLETE THE ACTIVITIES IN ORDER	1. LEARN BY WATCHING	2. LEARN BY READING	3. LEARN BY DOING
CLICK THE LINK TO COMPLETE THE ACTIVITY	<a href="#">What's in the Night Sky? Video</a>	<a href="#">Watch the Story: Stars, Stars, Stars!</a> and <a href="#">Read the Book: Looking Through a Telescope</a>	<a href="#">Day Sky or Night Sky Activity</a>

NOTE: Username: Learning20 Password: Clifford



# WEEK 3: FIRST GRADE SUMMER LEARNING

## SOCIAL SKILLS: MOODS AND ATTITUDES – PART 3



BACK TO HOME PAGE

Video Link [HERE](#)



### Episode 3: What Can You Control

In Episode 3, “What Can You Control,” Mojo learns an important lesson from Amelia Earhart about recognizing his attitude and focusing on the things he can control.

1. How does Mojo check his attitude indicator?
2. If you’re in a bad mood, how can you steer your plane into a good mood?
3. You may not be able to control what happens to you, but what can you control?

### Parent Connection: Discuss these questions with your child.

1. When you’re in a bad mood, what can you do to help improve your situation?
2. You may not be able to control what happens to you, but what can you control?
3. Together, come up with some strategies to help you recognize when you need to check-in on your mood and take control of the things you can change.





# WEEK 4: FIRST GRADE SUMMER LEARNING

## MATH: add & subtract 10



[BACK TO HOME PAGE](#)

### DIRECTIONS:

Click on the title to link to the Investigations activity.

In the Investigations, use the Directions tab to know how to complete the activity.

## Investigation

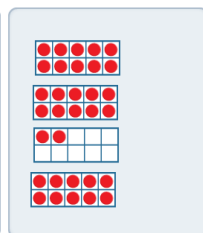
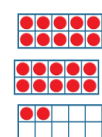
### #1:

## Build It: Plus or Minus 10

**Build It: Plus or Minus 10**  
Turn over a Number Card. Build that number with Ten Frame Cards. Turn over a Plus or Minus 10 card. Add or remove a Ten Card. Scroll down to record each round.



Build the Number



## Investigation

### #2:

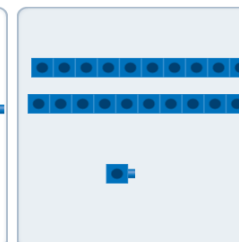
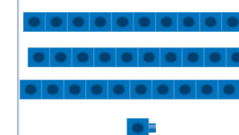
## Plus or Minus 10

**Plus or Minus 10**

Build the number shown on the Number Card with cubes. Add or take away the number of cubes shown on the Plus or Minus Cards. Scroll down to record each round.



Build the Number





# WEEK 4: FIRST GRADE SUMMER LEARNING

## READING: SOUNDS – DO YOU HEAR THEM?



**DIRECTIONS:** Complete the reading and learning experience within one column each time you do an activity.

[BACK TO HOME PAGE](#)

### FIRST, LEARN BY READING



Username:  
**Learning20**  
& Password:  
**Clifford**

#### OPTION 1: VIDEO & VOCABULARY

**FIRST:** Click on the image to access *What's That Sound?*



Before you watch the video,



- **READ** the **key words**.
- Answer the 5 questions on the **Quiz Whiz** to see what you already know about sound and vibration.


#### OPTION 2: FICTION STORY

**FIRST:** Click on the book picture to access *Zin! Zin! A Violin*.



#### OPTION 3: NON-FICTION TEXT

**FIRST:** Click on the book picture to access *All About Sound*.



#### OPTION 4: YOU CHOOSE

**FIRST:** Click on the book pictures to access *BookFlix!*



**NOTE:** *BookFlix!* Username: **Learning20** & Password: **Clifford**

- Watch the story *Zin! Zin! A Violin* (11:34)

- Read the book *All About Sound*.
- Complete the [Word Match](#) activity.

- Watch the story *Zin! Zin! A Violin* **OR** read the book *All About Sound*.
- Complete the [Fact or Fiction?](#) Activity.

### THEN → LEARN BY THINKING

FYI: Free access to *Watch & Learn Library* and *BookFlix!* Expires June 30<sup>th</sup>.

**NEXT:** Watch the video (2:30)

- Answer the **Quiz Whiz** again to see what you learned about sound and vibration.
- Complete the [My Video Review](#) Think Sheet.

### LEARN BY TALKING

**NEXT:** Learn by Talking  
If you could recommend this book to someone, who would it be? Why do you think they would like it?

### LEARN BY WRITING

**NEXT:** Learn by Writing  
What is one question you would like to ask the author of this book? Write it.

### LEARN BY DOING

**NEXT:** Learn by Doing  
*Listening Ears*

Click [HERE](#) for directions.



# WEEK 4: FIRST GRADE SUMMER LEARNING

## SCIENCE: WHAT MAKES A RAINBOW?



BACK TO HOME PAGE

### WHAT YOU WILL LEARN OR REVIEW:

You can use your 5 senses as tools to make observations about the world around us.

COMPLETE THE ACTIVITIES IN ORDER	1. LEARN BY WATCHING	2. LEARN BY READING	3. LEARN BY DOING
CLICK THE LINK TO COMPLETE THE ACTIVITY	<a href="#">Rainbows in the Sky Video</a>	<a href="#">Watch the Story: The Dot and Read the Book: All the Colors of the Rainbow</a>	<a href="#">Rainbow Drawing Activity</a>

NOTE: Username: Learning20 Password: Clifford





# WEEK 4: FIRST GRADE SUMMER LEARNING

## SOCIAL SKILLS: RESPECT – PART 1



BACK TO HOME PAGE

Video Link [HERE](#)



### Episode 1: The Very Important Monster

In Episode 1, “The Very Important Monster,” Mojo is chosen as the Very Important Monster of the week, but the special title changes how he acts towards his friends.

1. Why did Katie show Mojo the special VIM mirror?
2. Think of a time someone treated you the way Mojo treated his friends. How did it make you feel?
3. Was Mojo not being respectful? Is that different from being mean?

### Parent Connection: Discuss these questions with your child.

1. What differences and similarities are there between not being respectful and being mean?
2. Share about a time someone treated you the way Mojo treated his friends. What did you do?
3. It can be difficult to recognize when you’re not being respectful. What are some strategies you can use to keep yourself in check?



# WEEK 5 : FIRST grade SUMMER LEARNING

## MATH: ADD & SUBTRACT MULTIPLES OF TEN

### DIRECTIONS

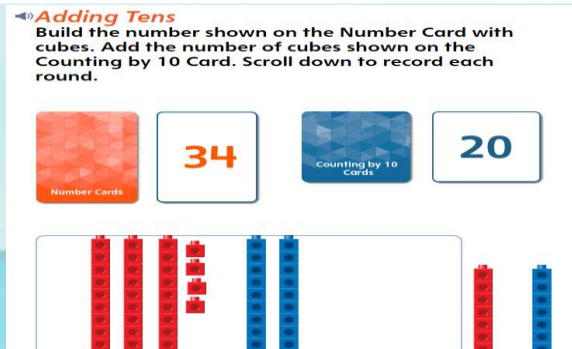


[BACK TO HOME PAGE](#)

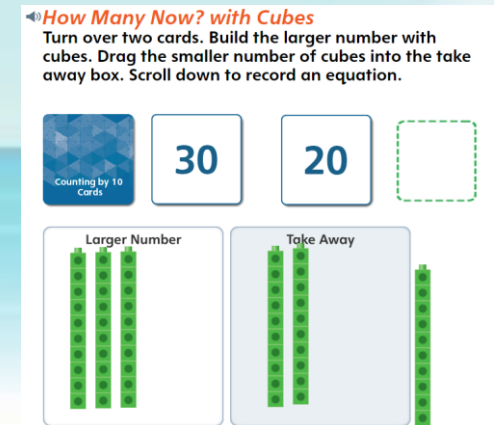
Click on the title to link to the Investigations activity.

In the Investigations, use the Directions tab to know how to complete the activity.

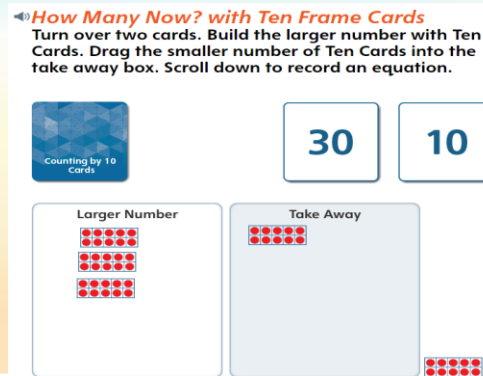
### Investigation #1: Adding Tens



### Investigation #2: How Many Now? With Cubes



### Investigation #3: How Many Now? With Ten Frame Cards





# Week 5: First grade SUMMER Learning

## Reading: Be a Detail Detective



[BACK TO HOME PAGE](#)

**DIRECTIONS:** Complete the reading and learning experience within one column each time you do an activity.

	OPTION 1: VIDEO & VOCABULARY	OPTION 2: FICTION STORY	OPTION 3: NON-FICTION TEXT	OPTION 4: YOU CHOOSE
FIRST, LEARN BY READING				
	<b>FIRST:</b> Click <a href="#">HERE</a> to open the <i>Describe That Character</i> tutorial. Watch slides 1-4 to review the vocabulary term ( <i>characters</i> ).	<b>FIRST:</b> LISTEN and VIEW the first half of the story <a href="#"><i>The Night I Followed the Dog</i></a> . (0:00 – 3:06)	<b>FIRST:</b> Consider how a police officer provides a very important service. Read the book <a href="#"><i>Who Provides Services?</i></a> to learn of other important service jobs.	Watch the story <a href="#"><i>The Night I Followed the Dog</i></a> OR read the book <a href="#"><i>Who Provides Services?</i></a>
THEN →	LEARN BY THINKING	LEARN BY TALKING	LEARN BY WRITING	LEARN BY DOING
	<b>NEXT:</b> Complete the <a href="#"><i>Describe That Character</i></a> tutorial. (slides 5 – 18)  <b>THINK:</b> What characters do you like reading about the most?	<b>NEXT:</b> Learn by Talking Put on your detective hat – what do you think the boy will find? What makes you say that? <b>LISTEN</b> and <b>VIEW</b> the second half of the story to check your prediction. (3:06 – 5:48)	<b>NEXT:</b> Learn by Writing Click <a href="#">HERE</a> to write a letter to someone who does a service job that helps you such as a police officer or fire fighter.	<b>NEXT:</b> Learn by Doing Be a Sound Detective with <i>First Sound? Middle Sound? Last Sound?</i> Click <a href="#">HERE</a> to watch a video; click <a href="#">HERE</a> to access cards for the phonics task.





# WEEK 5: FIRST GRADE SUMMER LEARNING

## SCIENCE: INTRODUCTION TO SOUND



BACK TO HOME PAGE

### WHAT YOU WILL LEARN OR REVIEW:

The sun, moon and the stars all move across the sky in a pattern.

The sun rises in one part of the sky and sets in another part.

The moon and stars also rise in one part of the sky and set in another part.

COMPLETE THE ACTIVITIES IN ORDER	1. LEARN BY WATCHING	2. LEARN BY READING	3. LEARN BY DOING
CLICK THE LINK TO COMPLETE THE ACTIVITY	<a href="#">Patterns in the Sky Video</a>	<a href="#">Read About: Patterns in the Sky</a>	<a href="#">Track Your Shadow Activity</a>

**NOTE:** After clicking the video link above, select "TRY IT FREE" in the upper right-hand of your screen. Then click "STUDENT" to watch the entire video. Be sure to only watch the video ONE time, because Generation Genius limits your access to 5 free views.



# WEEK 5: FIRST GRADE SUMMER LEARNING

## SOCIAL SKILLS: RESPECT – PART 2



BACK TO HOME PAGE

Video Link [HERE](#)



### Episode 2: Respect Takes Time

In Episode 2, “Respect Takes Time,” Mojo plans to do a good deed for each of his friends to get what he wants, but is he missing something important?

1. What does it mean to be disrespectful? What does it mean to be respectful?
2. Why didn’t Mojo’s plan work? What could he do differently?
3. What does Katie mean when she says, “You have to be respectful in the long run, you need to give it time”?

### Parent Connection: Discuss these questions with your child.

1. What are some examples of being respectful?
2. What was wrong with Mojo’s plan? What would you do differently?
3. Brainstorm some ways you can practice being respectful at home!



# WEEK 6: FIRST GRADE SUMMER LEARNING

## MATH: ADDITION WITHIN 100



[BACK TO HOME PAGE](#)

### DIRECTIONS:

Click on the title to link to the Investigations activity.

In the Investigations, use the Directions tab to know how to complete the activity.

## Investigation #1: Three-in-a- Row on the 100 Chart

### *Three-in-a-Row on the 100 Chart*

Deal 3 cards from each deck. Choose one of each. Use cubes to build and add those numbers. Cover the sum on the 100 chart.



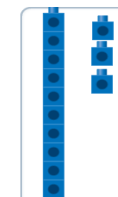



Wild Cards

## Investigation #2: Adding Within 100

### *Adding within 100*

Tap the deck. Build the number with cubes. Tap the deck again. Add that number of cubes. Scroll down to record each round.











# WEEK 6: FIRST GRADE SUMMER LEARNING

## READING: FROM THE SEASHORE TO THE SEA



[BACK TO HOME PAGE](#)

**DIRECTIONS:** Complete the reading and learning experience within one column each time you do an activity.

FIRST, LEARN BY READING	OPTION 1: VIDEO & VOCABULARY	OPTION 2: FICTION STORY	OPTION 3: NON-FICTION TEXT	OPTION 4: YOU CHOOSE
	 <p><b>FIRST:</b> Click <a href="#">HERE</a> to open the <i>Seashore of Details</i> tutorial. Watch slides 1-5 to review the vocabulary terms (<i>question words: who, what, where, when</i>).</p>	 <p><b>FIRST:</b> LISTEN and VIEW the story <a href="#">Clark the Shark</a>.</p>	 <p><b>FIRST:</b> Marine mammals are animals that live in the sea. Read the book <a href="#">Marine Mammals</a> to learn about some of them.</p>	 <p>Watch the <a href="#">Clark the Shark</a> OR read the book <a href="#">Marine Mammals</a>.</p>
THEN →	LEARN BY THINKING	LEARN BY TALKING	LEARN BY WRITING	LEARN BY DOING
	<p><b>NEXT:</b> Complete the <a href="#">Seashore of Details</a> tutorial (slides 6 – 18)</p> <p><b>THINK:</b> Are there certain questions that are easier for you to answer – who, what, where, or when?</p>	<p><b>NEXT:</b> Learn by Talking</p> <p>Clark learns the lesson that 'there is a time and a place for everything.' How is this true for you?</p>	<p><b>NEXT:</b> Learn by Writing</p> <p>Choose one of the marine mammals in the text. Write an informative text telling 2 facts about the animal.</p>	<p><b>NEXT:</b> Learn by Doing</p> <p>Clark the Shark likes rhyming words! Watch the <a href="#">Rhyme Time video</a>; then print the <a href="#">Rhyme Time activity</a> to complete with an adult.</p>



# WEEK 6: FIRST GRADE SUMMER LEARNING SCIENCE: LIVING AND NON-LIVING THINGS



BACK TO HOME PAGE

## WHAT YOU WILL LEARN OR REVIEW:

Living things grow, take in nutrients and reproduce.

Non-living things don't do those three things.

There are many living and non-living things all around us.

COMPLETE THE ACTIVITIES IN ORDER	1. LEARN BY WATCHING	2. LEARN BY READING	3. LEARN BY DOING
CLICK THE LINK TO COMPLETE THE ACTIVITY	<a href="#">Living and Non-living Things Video</a>	<a href="#">Read About: Living and Non-living Things</a>	<a href="#">Nature Walk Activity</a>

**NOTE:** After clicking the video link above, select "TRY IT FREE" in the upper right-hand of your screen. Then click "STUDENT" to watch the entire video. Be sure to only watch the video ONE time, because Generation Genius limits your access to 5 free views.



# WEEK 6: FIRST GRADE SUMMER LEARNING

## SOCIAL SKILLS: RESPECT – PART 3



BACK TO HOME PAGE

Video Link [HERE](#)



### Episode 3: The Golden Rule

In Episode 3, “The Golden Rule,” Mojo learns about the golden rule, and with time, sees his piggy bank grow!

1. Mojo thinks he needs VIM title to be respected. What do you think?
2. What does Katie mean when she says, “but if you treat everyone the way you want to be treated, your piggy bank will get bigger over time”?
3. How is your “piggy bank” looking, and when did you last add to it?

### Parent Connection: Discuss these questions with your child.

1. What does it mean to add to your piggy bank, and how do you do it?
2. What is the Golden Rule?
3. Share about the last time you added to your piggy bank.










# WITH QUESTIONS, FEEL FREE TO CONTACT:



BACK TO HOME PAGE

CONTENT	TECHNOLOGY
<p>With questions or for support regarding the <u>content</u> of Summer Stretch, please contact Joyce Hunter.</p>	<p>If you encounter <u>technical difficulties</u> with district-provided devices or hotspots, please contact the TSS at your home school.</p>
   	
<p><i>Joyce Hunter</i> <b>Elementary Instructional Services</b> Executive Secretary P: 904-547-7541 <a href="mailto:Joyce.Hunter@stjohns.k12.fl.us">Joyce.Hunter@stjohns.k12.fl.us</a></p>	<p><b>Technology Support Service (TSS)</b> for <b>your child's school</b></p> <p>Click below for a school list so you can access contact information for <b>your child's school</b> <a href="https://www.stjohns.k12.fl.us/schools/">https://www.stjohns.k12.fl.us/schools/</a></p> <p><b>NOTE:</b> Make sure to leave a message and someone will get back with you to provide support.</p>

