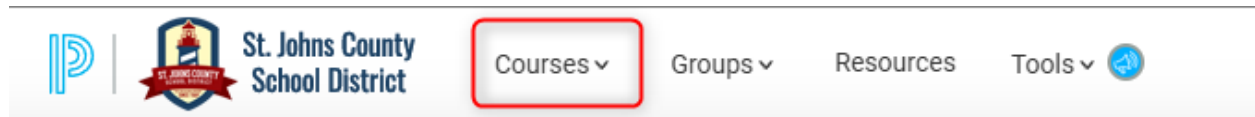


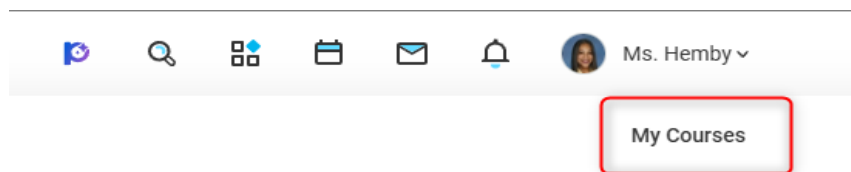
Joining a Course with an Access Code in Schoology

Members can join manually created courses with an access code by following these steps.

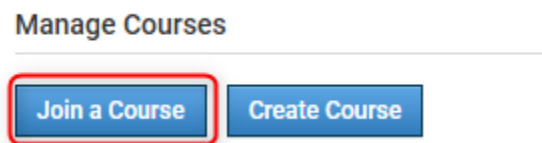
1. Select the Courses tab at the top of your schoology landing page.



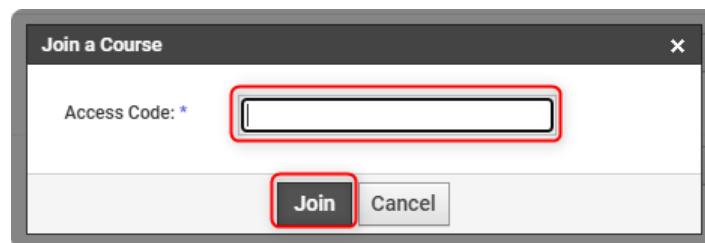
2. Select My Courses from the right-hand side of the page.



3. Click Join a Course



4. You will be prompted to type the Access Code for the course you would like to join. Type the code in the box, then click join.



5. Once you have joined the course, it can be found in your list of courses.

