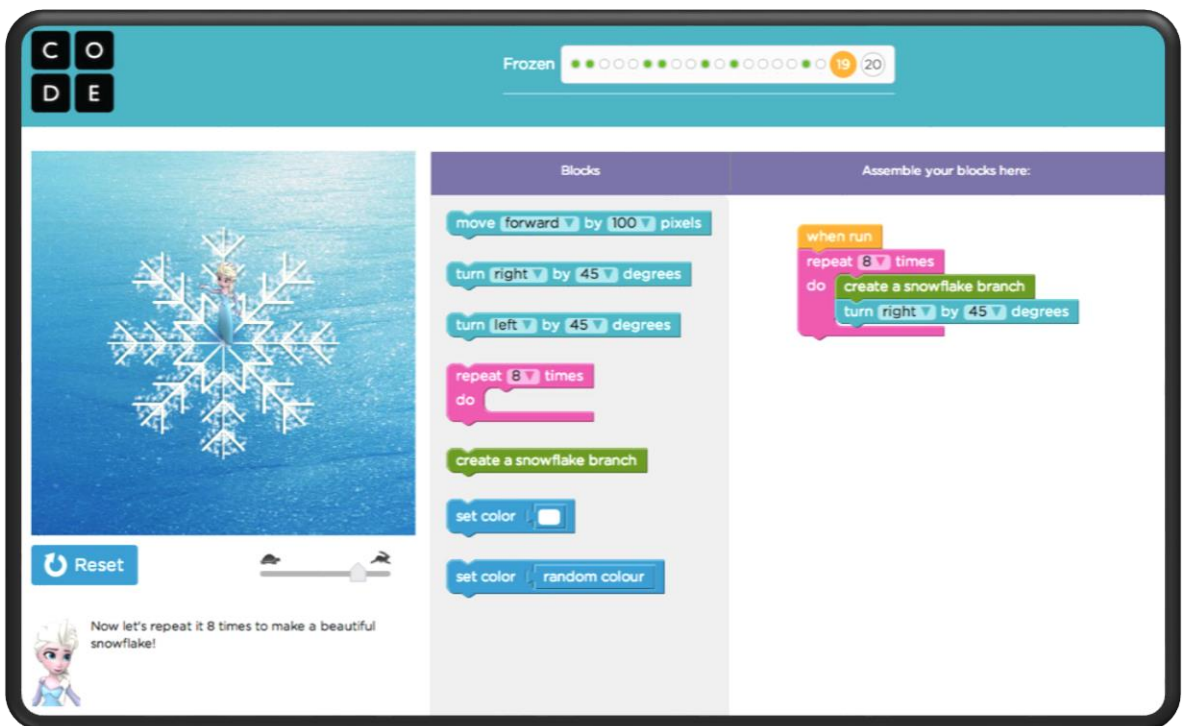



CODING IN THE CLASSROOM!

Each December, students across the country are encouraged to participate in the Hour of Code sponsored by Code.org. We would love to see all of our SJCS D schools not only participate, but to provide coding opportunities for students throughout the year as well.



- ▶ This resource will provide SJCS D teachers with information to help you get started with Hour of Code in your classroom, and with other coding apps and resources to use with your students.
- ▶ As always, please contact our Educational Technology Department if you have any questions or need help getting started!

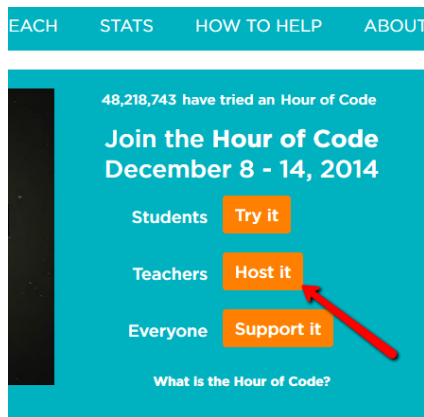
GETTING STARTED WITH...



December 8th- 14th

▶ Register to host your Hour of Code Event

1. Go to Code.org and click on the Teachers **Host It** Button.



2. Fill out the form.

▶ Choose your Hour of Code Tutorial

1. [Watch this Video Introduction.](#)
2. Go to code.org/learn and choose the tutorial that will best meet the needs of your students.
3. Practice the tutorial so you are able to help students with questions. We promise, you will love it!

▶ **Prepare students for the Event**

1. Show your students [this video](#).
2. Explain the importance of Computer Science jobs to your students. Here are some ideas:

*Explain it in a simple way that includes examples of applications that both boys and girls will care about (saving lives, helping people, connecting people, etc.).

*Try: "Think about things in your everyday life that use computer science: a cell phone, a microwave, a computer, a traffic light... all of these things needed a computer scientist to help build them."

*Or: "Computer science is the art of blending human ideas and digital tools to increase our power. Computer scientists work in so many different areas: writing apps for phones, curing diseases, creating animated movies, working on social media, building robots that explore other planets and so much more."

▶ **Prepare your classroom for the event**

1. Post the url of the tutorial either on your classroom website or Symbaloo page.
2. Check the tutorial on your student computers or iPads to make sure that it works.
3. Provide headphones for students if possible (video tutorials are included).
4. It's okay to pair up students if you do not have a class set of computers.
5. Parent volunteers are helpful!.
6. Print [Certificates](#).

CODING THROUGHOUT THE YEAR...

If your students love participating in the Hour of Code, here are some great coding resources that you can implement throughout the year.

► **Web-Based Courses**

[Code.org Courses for Elementary School Students](#)

[Code.org Course for Middle School Math](#)

[Code.org Course for Middle School Science](#)

[Code.org Course for High School Computer Science](#)

[Code.org Course for AP High School Computer Science](#)

[Code Academy](#)

► **Coding Websites**

[Scratch](#)

[ArtBot](#) (Great for K-1 students, or others who struggle with the Code.org lessons)

[Tynker](#)

[Alice](#)

CODING THROUGHOUT THE YEAR...

If your students love participating in the Hour of Code, here are some great coding resources that you can implement throughout the year.

▶ **Coding Apps**

[Daisy the Dinosaur](#) (Great for K-1 students)

[Kodable](#)

[CargoBot](#)

[Hopscotch](#)

[Scratch Jr App](#)

[Codea](#) (Great for Middle/High School students, but does cost \$9.99)

▶ **Finding the Time for Coding**

- *Coding during Computer Resource Classes
- *Coding as an after school club
- *Send resources home for interested learners

If you have any questions or need help getting started, please contact Kristin Harrington, Lindsay Burke, or Brock O'Shell in our SJCS D Instructional Technology Department.