

St. Johns County School District

**Town Hall Meeting:
Growth, Capital Funding, Technology & Advocacy**



The St. Johns County Story

- Extreme Growth
- Extensive School Construction
- Capital Funding
- Technology
- Advocacy
- Questions

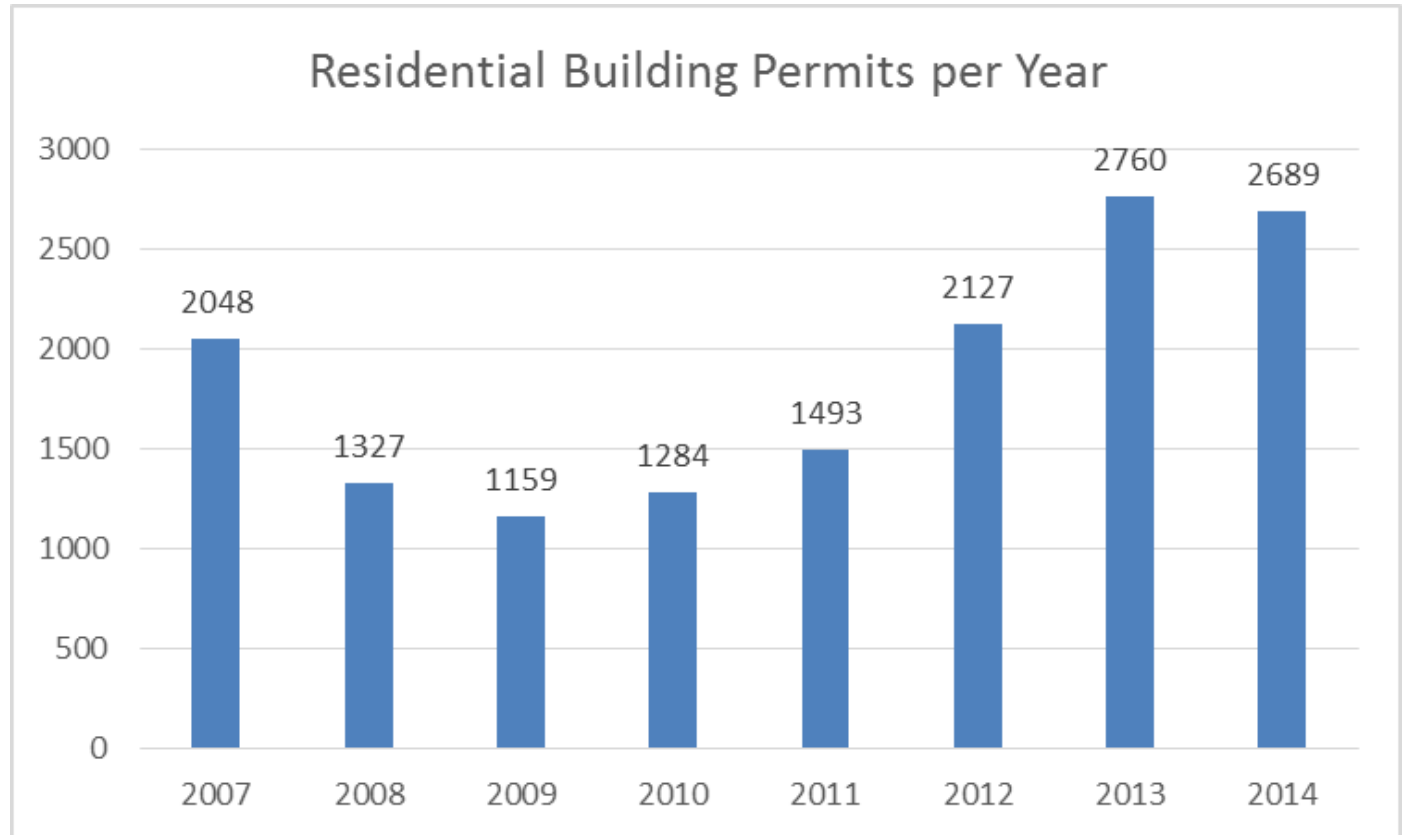
1,558

Six Year Enrollment History



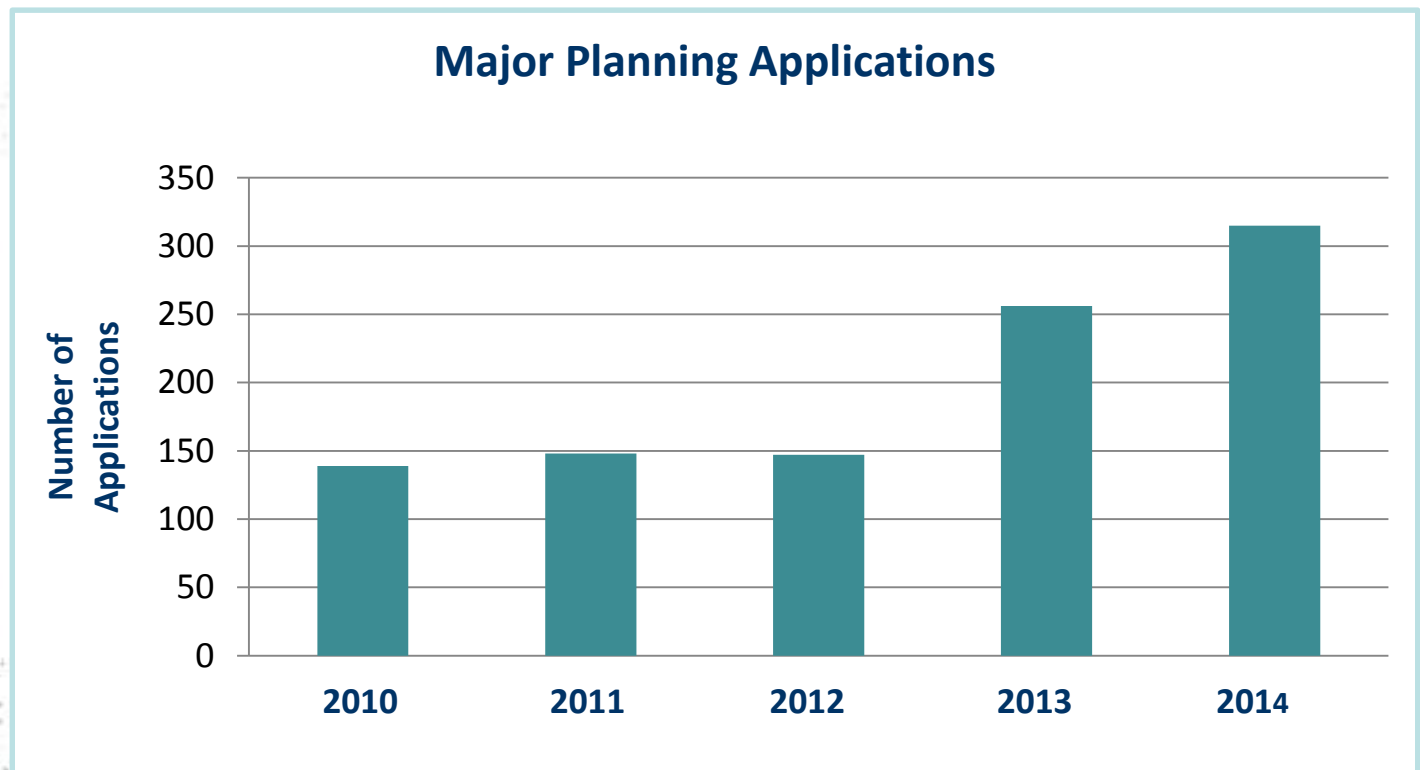
Six Year Enrollment History		
School Year	September Enrollment	Growth %
2008-2009	28,568	
2009-2010	29,334	2.68%
2010-2011	30,706	4.68%
2011-2012	31,534	2.70%
2012-2013	32,541	3.19%
2013-2014	33,596	3.24%
2014-2015	35,154	4.60%

Total Residential Building Permits/Year



The St. Johns County Story

- Approved Development Permits for more than **70,000** residential units, with more new applications under review.



The St. Johns County Story

- The County is currently reviewing applications that include another +/-17,300 residential units.
 - *This includes the SilverLeaf Plantation DRI revisions with 10,700 units.*
- The County recently established its first Urban Service Area along the Duval border.
 - *5 Million Square Feet Retail/Office*
 - *1,202 Multi-family Residential Units*

Residential Building Permits New Construction



Legend

Residential Building Permits New Construction*

Occurrence of Building Permits per Square Mile

80 - 145

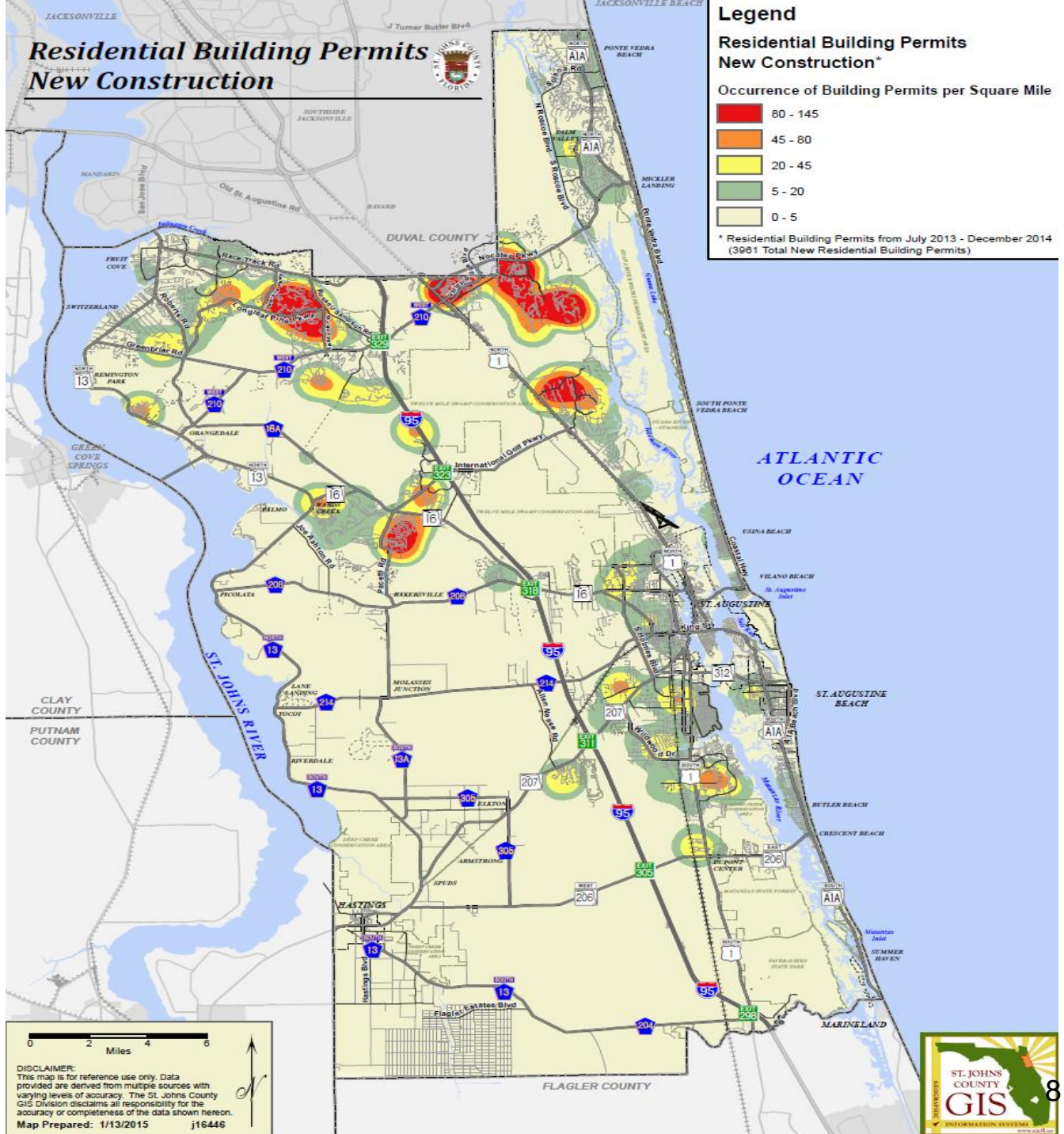
45 - 80

20 - 45

5 - 20

0 - 5

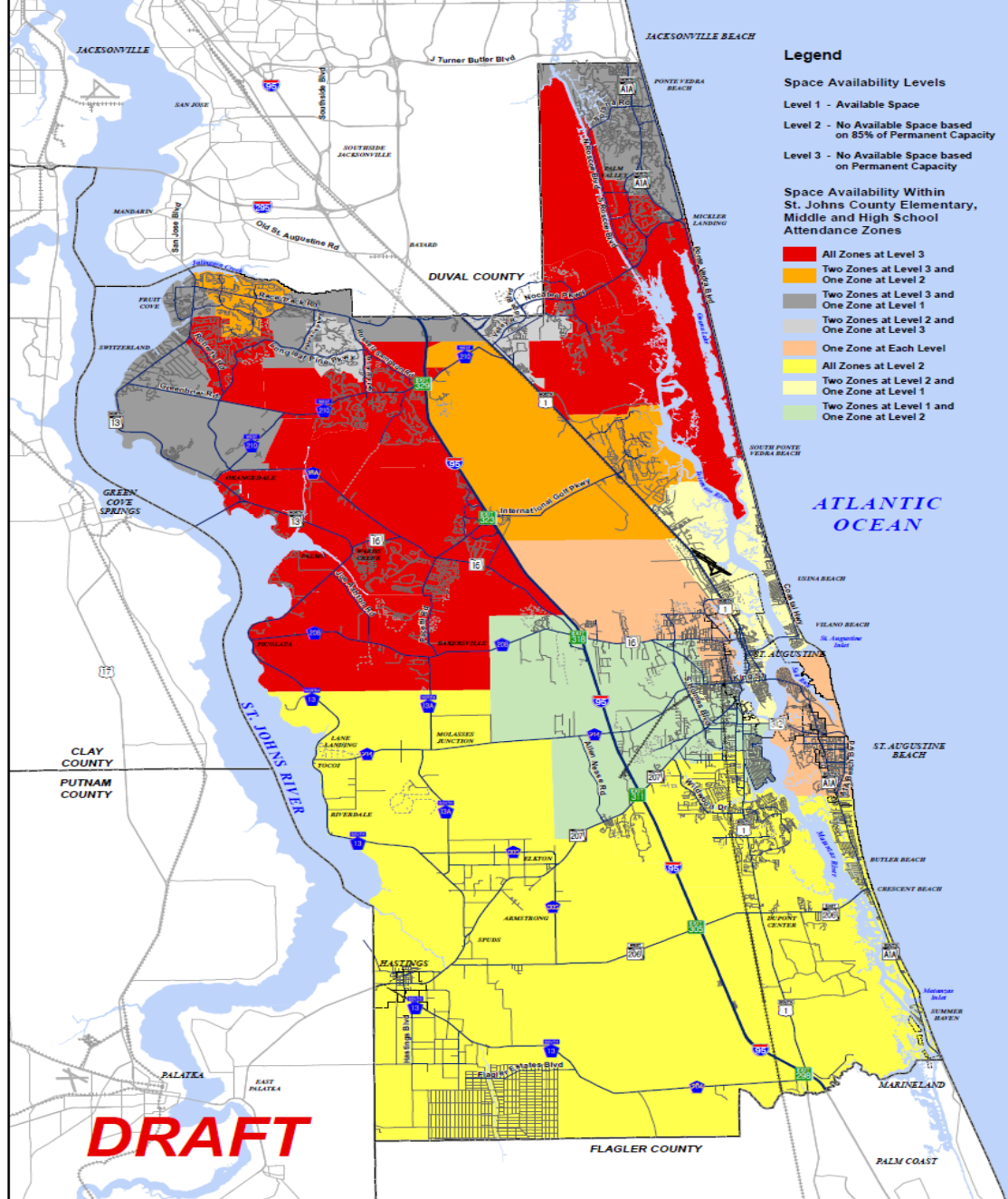
* Residential Building Permits from July 2013 - December 2014
(3961 Total New Residential Building Permits)



0 2 4 6
Miles

DISCLAIMER:
This map is for reference use only. Data provided are derived from multiple sources with varying levels of accuracy. The St. Johns County GIS Division disclaims all responsibility for the accuracy or completeness of the data shown hereon.
Map Prepared: 1/13/2015 j16446





- Legend**
- Space Availability Levels**
- Level 1 - Available Space
 - Level 2 - No Available Space based on 85% of Permanent Capacity
 - Level 3 - No Available Space based on Permanent Capacity
- Space Availability Within St. Johns County Elementary, Middle and High School Attendance Zones**
- All Zones at Level 3
 - Two Zones at Level 3 and One Zone at Level 2
 - Two Zones at Level 3 and One Zone at Level 1
 - Two Zones at Level 2 and One Zone at Level 3
 - One Zone at Each Level
 - All Zones at Level 2
 - Two Zones at Level 2 and One Zone at Level 1
 - Two Zones at Level 1 and One Zone at Level 2

DRAFT



Space Availability within St. Johns County Schools by School Attendance Zones

DISCLAIMER:
 This map is for reference use only. Data provided are derived from multiple sources with varying levels of accuracy. The St. Johns County GIS Division disclaims all responsibility for the accuracy or completeness of the data shown hereon.
 Map Prepared: 11/14/2014 11:38:07



Extensive School Construction

- SJCSD has grown by 18,892 students in the past 20 years and added 15 schools.
- In the last 10 years, 11 schools were constructed along with 8 expansions.
- In the next 20 years, we project a growth of 18,249 students and 19 schools.

New Construction: 5 Year Work Plan

- High School Expansion “FFF” – Nease HS
 - High School Expansion “GGG” – Creekside HS
 - New K-8 School “KK”
 - Liberty Pines Academy – Classroom Expansion
 - New Middle School “JJ” (Partial)
-

- Leased Relocatables

Extreme Growth

"St. Johns County
outpacing Duval in **GROWTH**,
with **QUALITY OF LIFE** being the key driver."

"St. Johns County:
The price of **BEING #1**"

"St. Johns County School District
faces **GROWTH** and **FUNDING PROBLEMS.**"

Capital Outlay Funding

- Debt payment
- Maintenance
- Technology
- Buses
- Equipment
- Security Improvements
- New Construction
- Relocatables

Capital Outlay Funding Problem

- Grown by 9,318 students and built 10 schools in last 10 years
- New 1,558 students this year is the equivalent of 2 elementary or 1 high school
- Development growth continues. There were 2,689 homes permitted in 2014.
- Projected Growth of 4-4.5% requires approx. 5,000 additional seats at a cost of \$126 Million or \$31.5 Million per year.

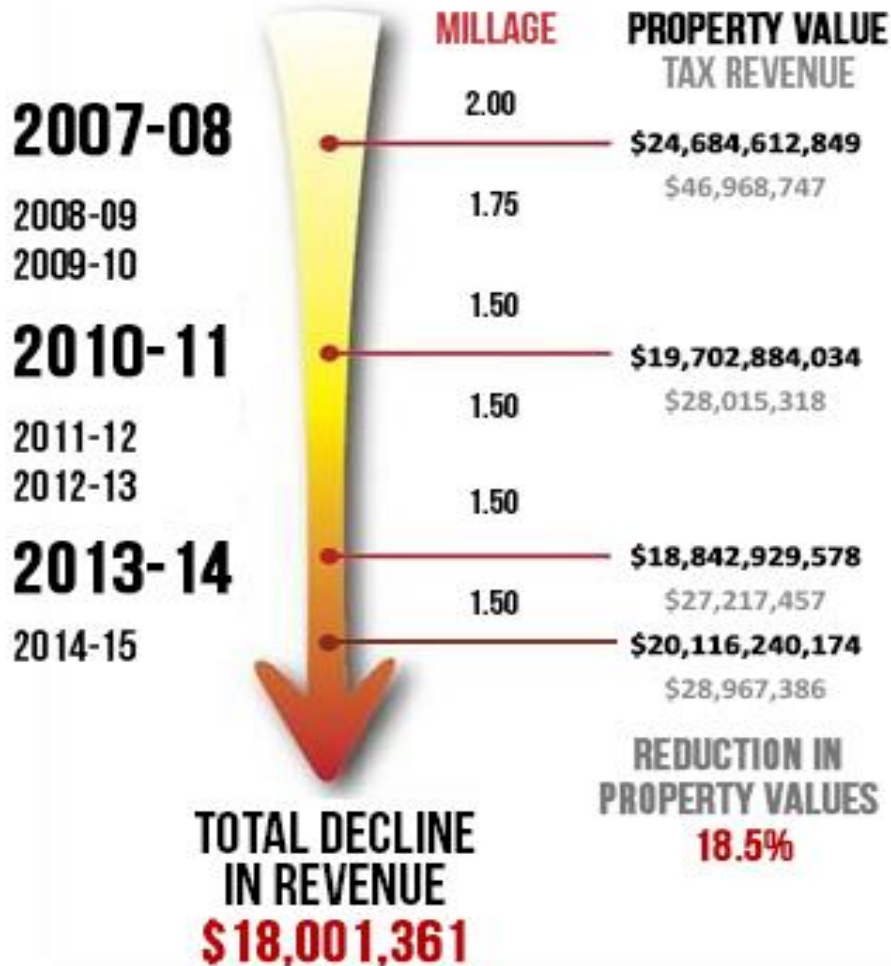
Capital Outlay Funding Problem

- Projected 1.5 mills over the next 4 years is \$129 Million.
- Debt Service is \$18 Million annually or \$72 Million over the next 4 years.
- \$5 Million is needed annually to maintain existing building or \$20 Million over 4 years.
- This leaves only \$37 Million over 4 years for buses, technology, new construction/relocatables, equipment, security improvements, etc.

Capital Funding History

- Prior to 2008-09 and the economic meltdown, the Capital Outlay Millage was set at 2.0 mills per Florida Statute
- 2008-09 - the Florida Legislature reduced it to 1.75 mills to fund the K-12 state-wide operating budget
- 2009-10 – the Florida Legislature further reduced it to 1.5 mills
- During the same time period, the property values in St. Johns dropped by approx. 25 percent
- During the same time period, the Legislature increased funding for charter schools and decreased and then eliminated funding for traditional public schools
- SJCS D kept growing during this entire period creating the need for student space


SJCSD Capital Outlay Outlook



Total Cumulative
Loss in Revenue


\$180,268,371

Capital Funding Sources – 2014-15



• Capital Outlay Millage	\$ 28,967,386
• Public Education Capital Outlay	
➤ PECO - Maintenance	\$ 674,775
➤ PECO - High Growth	\$ 3,000,000
➤ PECO – New Construction	\$ 0
• Impact Fees	\$ 12,000,000
• School Concurrency	\$ 2,435,781
• Other	<u>\$ 408,833</u>
Total Revenue 2014-15	\$ 47,486,775

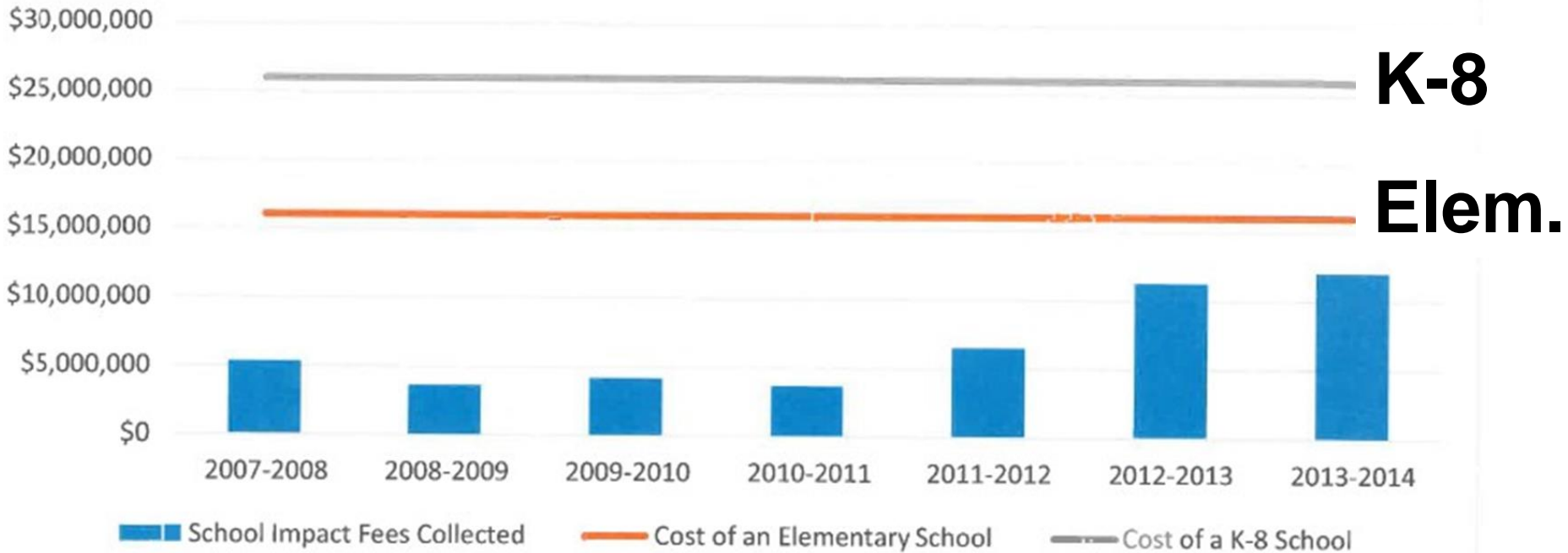
Capital Fund Uses – 2014-15



• Debt Service (not all of it)	\$ 10,828,598
• Maintenance Transfer	\$ 4,794,282
• Technology Plan	\$ 3,948,600
• School Buses & Radios	\$ 2,547,908
• District-wide Maintenance	\$ 8,258,421
• New K-8 “KK”	\$ 10,000,000
• High School Expansions “FFF” “GGG”	\$ 1,069,651
• Relocatables	\$ 2,000,000
• Other	<u>\$ 4,039,315</u>
Grand Total Uses	\$ 47,486,775

SJCSD Capital Outlay Outlook

School Impact Fees Collected vs. Actual Construction Costs



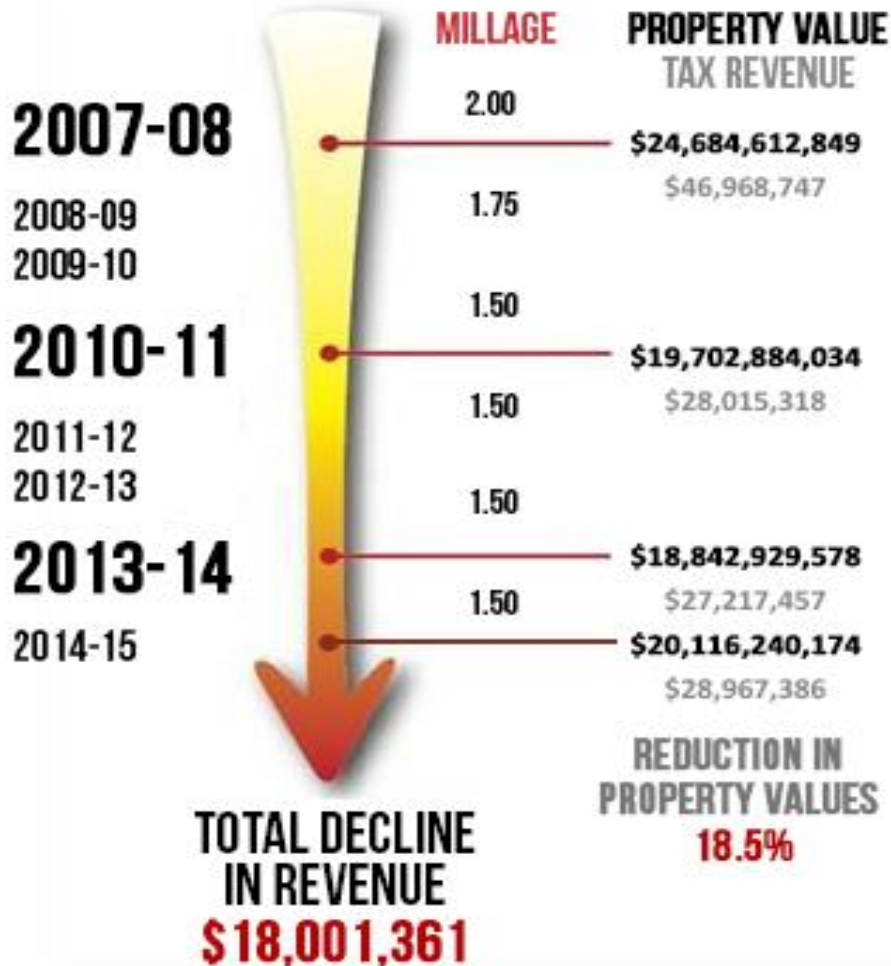
St. Johns School Construction Loans

Series	Value	Use
2003	\$ 23,230,000	Timberlin Creek Elementary School South Woods Elementary School
2006	\$ 145,000,000	Wards Creek Elementary School Pacetti Bay Middle School Ponte Vedra High School Creekside High School 9 th Grade Center at BTHS
2010 (QSCB)	\$ 16,000,000	Palencia Elementary School
2013	\$ 33,480,000	Patriot Oaks Academy Portion of Valley Ridge Academy

Notes:

- Mature and well known in the financial markets
- Master lease program is well structured (security feature and project essentiality)
- Well managed capital program
- A1 (Positive Outlook) Moody's
- A+ (Stable Outlook) Standard and Poor's

SJCSD Capital Outlay Outlook



Total Cumulative Loss in Revenue

\$180,268,371

Current Financial Condition

- 2014-15 debt service payment is \$18.9 million, or 65.4% of total millage levy
- Statutory maximum is 75%
- Very little borrowing capacity exists due to the 1.5 mills limit
- At 2.0 mills the current debt payment ratio would be 48.9%
- Due to growth, the demand for additional facilities and student stations far exceeds the available funding sources under the current funding situation

Steps Taken Locally to Assist Funding

- Refinanced \$68 million of school construction loans that will save the District \$4.9 million over the next 5-7 years
- Established energy management program that has avoided costs of \$31.2 million over the past several years (July 2008-December 2014)
- Work hard to keep construction costs as low as possible
 - *Hard bid most projects to gain the lowest cost*
 - *Utilize owner directed purchase program for construction materials – saves on sales taxes that would normally be passed through to the customer*

An Option to Consider

- Florida Legislature restore the full 2.0 mills that had been in place since 1988
 - *Would provide local school boards the opportunity to determine their own capital outlay funding levels without ANY state revenue being affected*

What Does a .50 mill Look Like?

- Home value = \$250,000
- Homestead exemption = \$25,000
- Taxable assessed valuation = \$225,000
- A .50 mill = \$112.⁵⁰ per year
 - \$9.³⁸ per month
 - \$2.¹⁶ per week

How Can I Help?



Advocacy

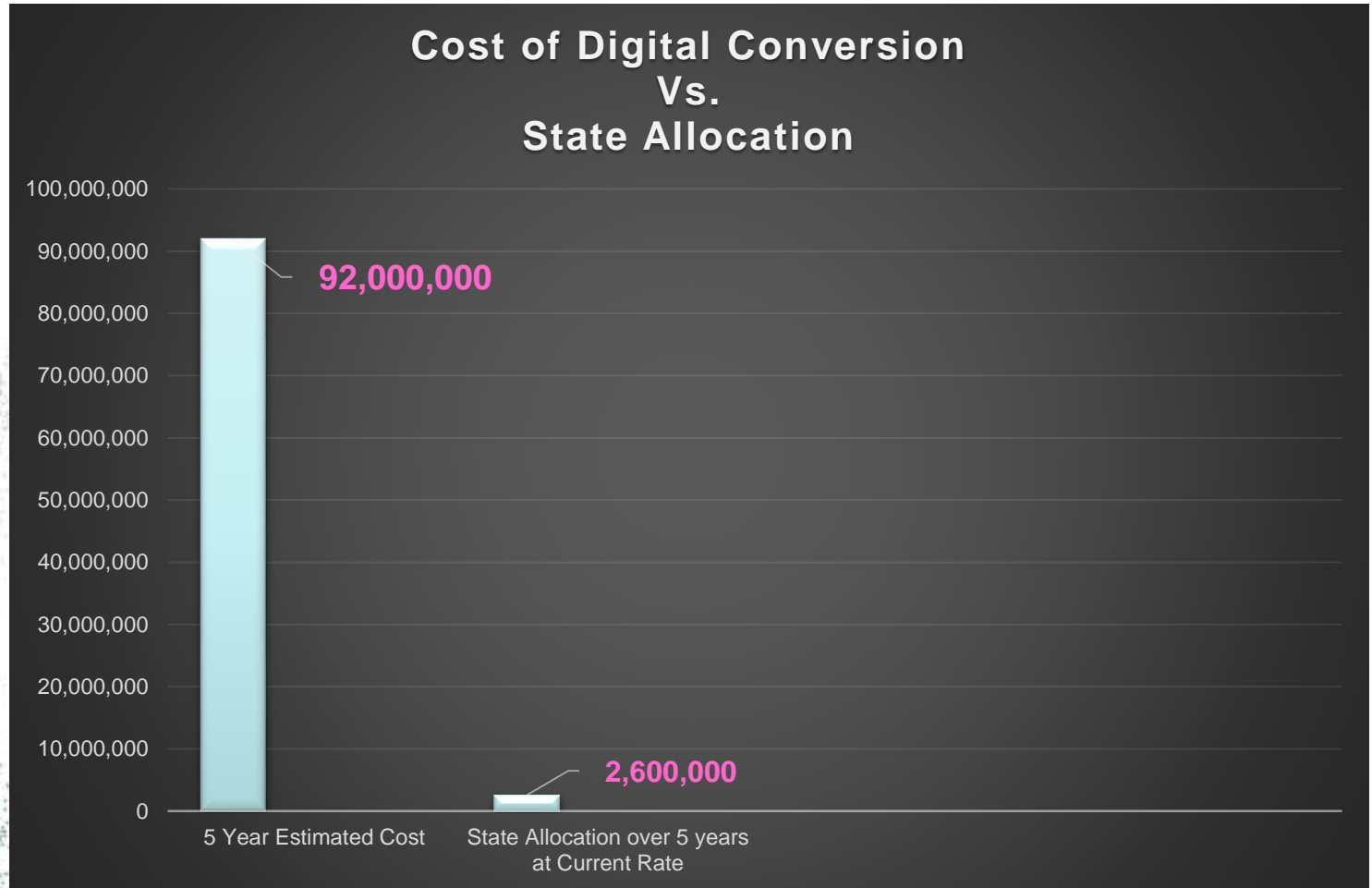
“Ten people who speak
make more noise than ten
thousand who are silent.”
- Napoleon Bonaparte

SJCSD 2015 Legislative Platform

- Funding

- Support the restoration of the local capital outlay millage authority to 2.0 by a majority vote of the locally elected School Board.
- Support the restoration of a PECO construction allocation for high growth school districts.
- Support an increase in the Digital Classrooms Allocation in the FEFP for statutorily required technology needs, including infrastructure, hardware, software, training, and portable delivery devices, resulting from the statutory requirements to expand on-line testing, digital and virtual instruction/textbooks and data collection.

Technology Funding



Who Do I Contact?

- Local Legislative Delegation Members
- Candidates for House and Senate Seats
- Governor's Office
- Appropriations Chairmen

How Do I Get Involved?

- In person visits
- Individualized letters, emails and phone calls
- Follow your Legislators on social media
- Capitol visits

What Do I Say?

Forming your message

Issue: Select a priority

Focus: Provide a recommendation

Importance: Identify local examples or a personal story that supports the recommendation

Facts: Identify data, supporting evidence, or research that makes the case for the recommendation

Ask: Provide the “Ask.” This could be a specific amount of funding or a specific bill or amendment.

Tips for Talking

- Be Prepared
- Be Well Timed
- Be a Teacher
- Be Actual and Factual
- Be Specific and Well Aimed
- Be Positive
- Be a Resource
- Be Thankful

Personal Stories and Local Impact have the greatest effect.

Useful Links

- Online Sunshine – The official site of the Florida Legislature – www.leg.state.fl.us
- Florida Senate Website – www.flsenate.gov and Florida House Website – www.myfloridahouse.gov
 - Locate your Legislators
 - Track bills and committee action
- View the School District's Legislative Platform on our homepage – www.stjohns.k12.fl.us
- Watch committee meetings and Session live on The Florida Channel – www.thefloridachannel.org

