

State of the Schools

November 2, 2015

Joseph G. Joyner, Ed.D.

Superintendent of Schools



School Board Members

District 1




Beverly Slough, Chair

District 2



Tommy Allen

District 3



Bill Mignon

District 4



Kelly Barrera



District 5



Patrick Canan, Vice Chair

Our Mission

The St. Johns County School District will inspire good character and a passion for lifelong learning in all students, creating educated and caring contributors to the world.



Core Values



We believe that...

- Trustworthiness, respect, responsibility, fairness, caring, and citizenship are essential to the well being of individuals and society
- All individuals have intrinsic value
- Every individual can contribute something of worth to society
- Individuals are responsible and accountable for their choices and decisions

Core Values

- In order to grow and thrive, individuals need caring relationships and a nurturing environment
- Supportive family relationships are the foundation of the community
- High expectations lead to higher performance which, in turn, empowers the individual and strengthens society
- Continuous learning is a lifelong process that is essential to a productive and enriched life
- A safe and orderly environment is conducive to learning



Strategic Delimiters

We will not initiate any new program or service unless:

- It is consistent with and contributes to our mission
- It is accompanied by the training, staff development, and resources needed to assure its effectiveness



Our Employees

- The school district is the largest employer in the county, with **4,388** full-time employees
- **851** of all full-time teachers hold advanced degrees and **73** are National Board Certified



Our Schools

- 18 Elementary Schools (K-5)
- 3 K-8 Schools
- 7 Middle Schools (6-8)
- 7 High Schools (9-12)
- 1 Alternative Center (6-12)
- 6 Charter Schools (including Vocational-Technical College)
- 2 Juvenile Justice Facilities
- 1 Virtual School (K-12)



Our Students

| | |
|---------------------|---------------|
| Elementary | 16,209 |
| Middle School | 8,242 |
| High School | 10,925 |
| Virtual School | 183 |
| Pre-K / Head Start | 104 |
| Alternative Schools | 328 |
| Charter Schools | 249 |
| TOTAL | 36,529 |

Student body represents **112** different countries speaking **76** different languages



Fast Facts

- **Class Size** (*Teacher – Student Ratio*)
We are consistent with Class-Size Amendment at all grade levels
- A fleet of **235** school buses transport **19,600** students over **4.4** million miles every year in addition to more than **3,700** field trips
- School cafeterias serve **2,570** breakfasts, **10,060** lunches and **8,280** ala carte meals each day
- Approximately **25%** of the districts' students receive free or reduced-price meals each day



2014-2015 District Awards



**Healthy School District
Silver Award**



**Energy Star Label
by the EPA**

Sunshine Medallion Awards Secretarial Leadership Conference



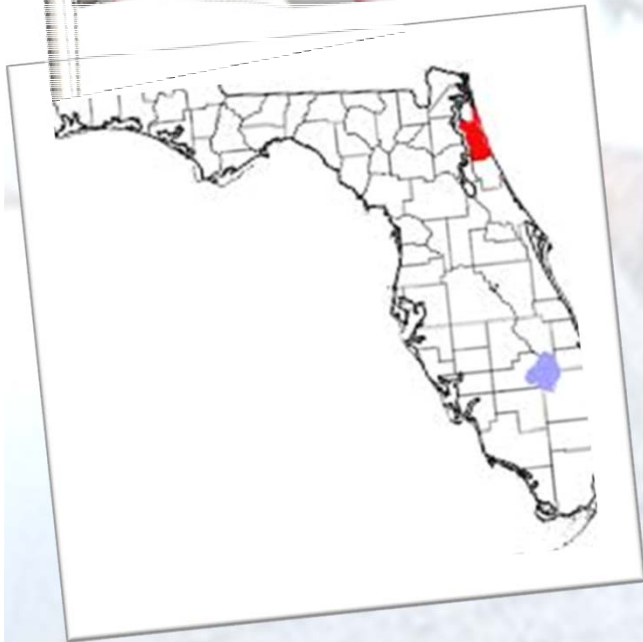
Accreditation



The St. Johns County School District is accredited as a quality school system by the Council on Accreditation and School Improvement and the Southern Association of Colleges and Schools.

State Rankings

Out of 67 School Districts



- First in the state based on 2013-2014 data with total FCAT points for the past **six** years
- One of only **5** districts to earn an “A” for **eleven** consecutive years

State Rankings

2014 - 2015 FSA

FIRST IN THE STATE BASED ON
PERCENTILE RANKING IN READING:

3rd Grade
4th Grade
5th Grade
6th Grade
7th Grade
8th Grade
9th Grade
10th Grade



State Rankings

2014 - 2015 FSA

FIRST IN THE STATE BASED ON
PERCENTILE RANKING IN MATH:

3rd Grade

4th Grade

5th Grade

6th Grade

7th Grade

2nd in State:

8th Grade



State Rankings

2014 - 2015 FCAT

Next Generation Sunshine State Standards

FIRST IN THE STATE IN SCIENCE:

5th Grade

8th Grade



State Rankings

2014 - 2015 End-of-Course Exams

FIRST IN THE STATE:

Civics

Biology 1

U.S. History

FIRST IN THE STATE BASED ON PERCENTILE RANKINGS:

Geometry

Algebra I

Algebra II



Preparing Students for the Future



Career Academies Update

Industry Certifications:

- 726 high school certifications earned - 24% increase
- 1076 Digital Tool certificates earned in middle school

Internships:

- 84 students placed in 38 businesses/agencies
- Partnership opportunities provided at:
 - Flagler Hospital
 - Vystar Credit Union
 - Carlisle Interconnect Technologies
 - Northrup Grumman

Career Academies Update

New Programs:

- Academy of Hospitality and Tourism – NHS
- Academy of Culinary Arts – SJTHS
- Academy of Information Technology – BTHS and PVHS


Business Partner Involvement:

- 2011-2012 – 117 partners
- 2014-2015 – 161 partners




College Readiness

- Increased the Federal Graduation Rate calculation by **1.1%** from **86.7%** to **87.8%**
- (*State 76.1%*)



Legacy in Leadership



Leadership Academies

For Teachers:

- Instructional Literacy Coach (ILC): Teacher training in skills necessary to become an ILC
- Phase I: Teacher training for school-based administration

Leadership Academies

For Administrators:


- **Phase II:** Two-year training for current Assistant Principals in preparation for Principal position
- **Phase III:** Mentoring program to support new/new to district Assistant Principals
- **Phase IV:** Mentoring program to support new/new to district Principals

Leadership Academies

For District Staff:

- Leadership Counts @ SJCS D:
Training for district personnel
to sharpen leadership skills

Testing Task Force



Testing Task Force

Focus of Concerns:

- Number of Exams
- Impact to Instruction
- Student Impact
- Alignment to Instruction
- Communication



Testing Task Force

Results:

- Testing reduced
- Computer-based or paper/pencil
- Midterms and finals limited to 10 days before semester end
- Parent information meetings
- Posted testing calendar



•Growth & Capital Funding

•Kids in Crisis

**CHALLENGES
AHEAD**

2015-2016



Jamie Vollmer
“The Ever Increasing Burden on
America’s Public Schools”



•Growth & Capital Funding

•Kids in Crisis

**CHALLENGES
AHEAD**

2015-2016





Kids in Crisis

Kids in Crisis

Progress made in 2014-2015

- **Mobile Crisis Unit Added**
- **ASSIST Program Activities**
- **Student Leadership**
 - **Link Crew & WEB**



Link Crew Creekside High School

**LINK CREW
LEADERS**

Kids in Crisis

Continued Challenges:

- **Baker Acts and Mental Illness**
- **Homelessness**

Growth & Capital Funding

- Growth
- Construction
- Technology
- Security



Growth



15,813 New Students = 20 New Schools





\$191,000 per month

Capital Outlay Funding Problem

- ▶ 73 relocatables added this summer.
 - Installation cost of approximately \$4 million
- ▶ 318 total relocatables districtwide.
 - 270 are leased
 - \$2.3 million annually or \$191,000 per month
- ▶ Approximately 6,360 of children in relocatable classrooms

School Funding Silos

Capital

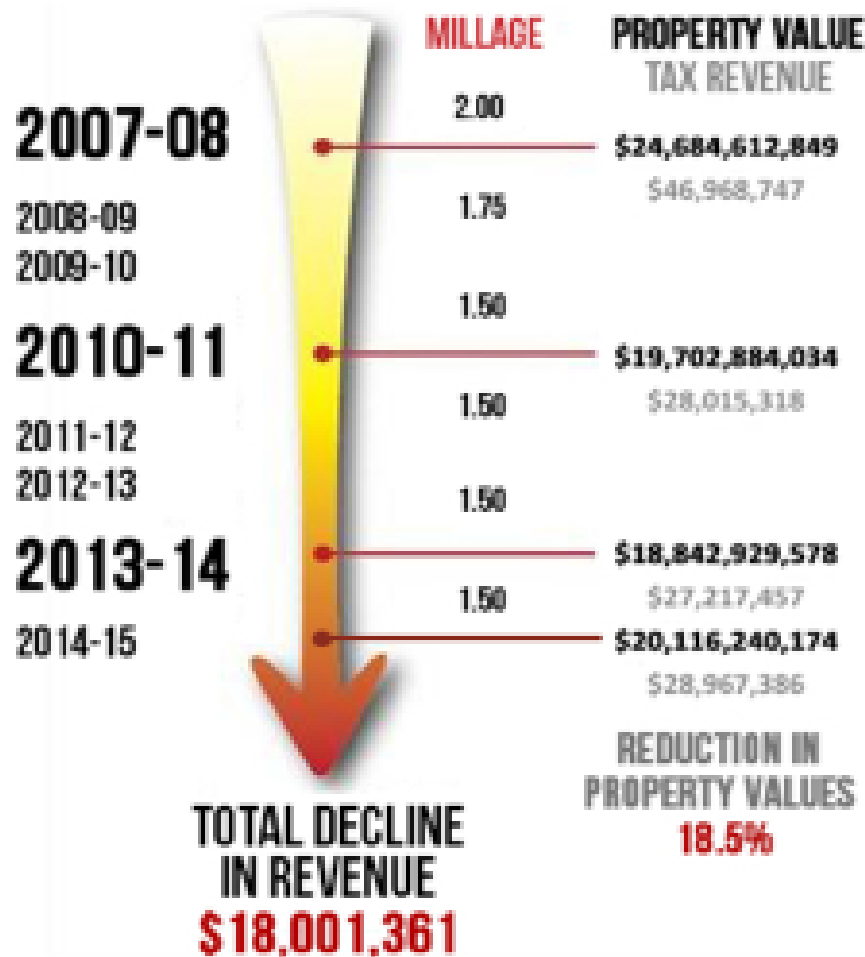
- ▶ Debt payment
- ▶ Maintenance
- ▶ Technology
- ▶ Buses
- ▶ Equipment
- ▶ Security Improvements
- ▶ New Construction
- ▶ Relocatables

Operating

- ▶ Salaries
- ▶ Benefits
- ▶ Utilities
- ▶ Instructional Materials
- ▶ Consumable Supplies

We cannot cut our way out of this shortfall!

SJCSD Capital Outlay Outlook



Total Cumulative
Loss in Revenue

\$180,268,371

Meet the Needs of an Increasing Student Population



\$106,000,000

Maintain High Quality Educational Facilities



\$14,000,000

Provide New Technology to Prepare Children for 21st Century Learning



\$25,000,000

Continue to Keep our Children Safe



\$5,000,000



Construction

Meet the Needs of an Increasing Student Population

\$106,000,000



- ▶ Northeast K-8 school
Nocatee
\$26,000,000
- ▶ Northwest Elementary or K-8
School *Greenbriar Rd / Longleaf*
Pine Pkwy area
\$26,000,000
- ▶ Central Elementary or K-8 School
World Golf Village area
\$26,000,000
- ▶ South Elementary School
\$20,000,000
- ▶ School Expansions
 - ▶ South Woods Elementary
\$3,000,000
 - ▶ Liberty Pines Academy
\$5,000,000

Maintain High-Quality Educational Facilities

\$14,000,000



▶ Roof Replacements
Hartley, Ketterlinus

▶ P E, Playground and Athletic Facility Improvements

R.B. Hunt restrooms and covered PE area, locker room expansions at Pedro Menendez and Bartram Trail

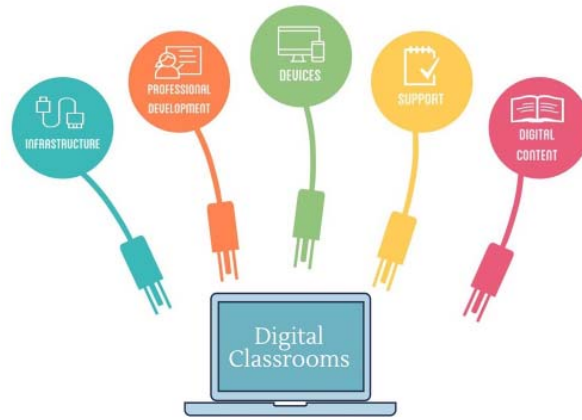
▶ Academy Facility Improvements

Middle and High schools

▶ Site Improvements
Webster and Murray



Technology



Provide New Technology
to Prepare Children for
21st Century Learning

\$25,000,000



▶ Classroom
Technology Tools

▶ Student and Teacher
Instructional Devices

▶ Infrastructure
Improvements





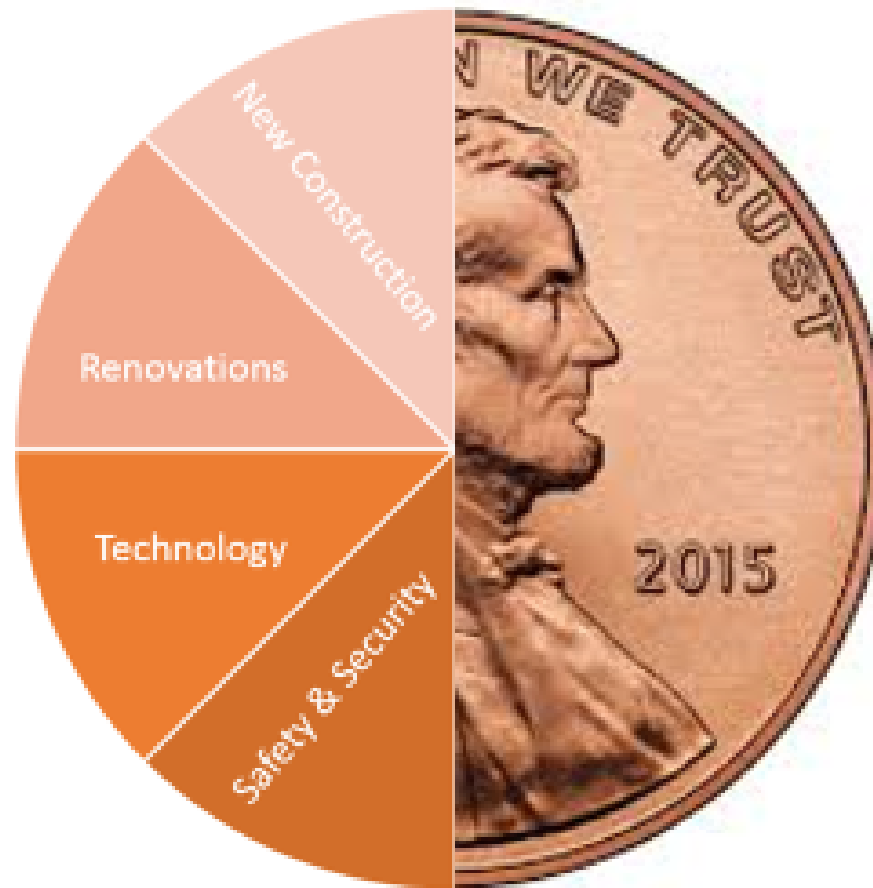
Continue to Keep Our Children Safe

\$5,000,000



- ▶ Security Cameras and Monitoring Systems
- ▶ Fencing
- ▶ Security Doors and Entrances
- ▶ GPS Systems for School Buses
- ▶ 800 mghz Radios for School Buses

Half Cent = \$13m per year
\$150m over 10 years



How much will a Half Cent cost you?

| ANNUAL EFFECT OF INCREASED TAX | | | | | | |
|--------------------------------|-------------------|-------|-------|-------|-------|--------|
| Gross Annual Income | # people in house | | | | | |
| | 1 | 2 | 3 | 4 | 5 | Over 5 |
| \$ 0 - \$ 20,000 | \$20 | \$22 | \$23 | \$24 | \$25 | \$26 |
| \$ 20,000 - \$ 30,000 | \$33 | \$36 | \$38 | \$40 | \$41 | \$43 |
| \$ 30,000 - \$ 40,000 | \$40 | \$44 | \$47 | \$49 | \$50 | \$52 |
| \$ 40,000 - \$ 50,000 | \$47 | \$51 | \$54 | \$57 | \$58 | \$61 |
| \$ 50,000 - \$ 60,000 | \$53 | \$58 | \$61 | \$64 | \$66 | \$69 |
| \$ 60,000 - \$ 70,000 | \$58 | \$64 | \$68 | \$70 | \$73 | \$76 |
| \$ 70,000 - \$ 80,000 | \$63 | \$70 | \$74 | \$77 | \$79 | \$82 |
| \$ 80,000 - \$ 90,000 | \$68 | \$75 | \$79 | \$82 | \$85 | \$89 |
| \$ 90,000 - \$ 100,000 | \$73 | \$80 | \$85 | \$88 | \$91 | \$95 |
| \$ 100,000 - \$ 120,000 | \$79 | \$87 | \$92 | \$96 | \$99 | \$103 |
| \$ 120,000 - \$ 140,000 | \$87 | \$96 | \$101 | \$106 | \$109 | \$114 |
| \$ 140,000 - \$ 160,000 | \$95 | \$104 | \$110 | \$115 | \$119 | \$124 |
| \$ 160,000 - \$ 180,000 | \$102 | \$112 | \$119 | \$124 | \$128 | \$133 |
| \$ 180,000 - \$ 200,000 | \$109 | \$120 | \$127 | \$132 | \$137 | \$142 |
| \$ 200,000 - \$ 225,000 | \$144 | \$158 | \$167 | \$174 | \$180 | \$188 |
| \$ 225,001 - \$ 250,000 | \$125 | \$137 | \$145 | \$151 | \$156 | \$162 |
| \$ 251,001 - \$ 275,000 | \$132 | \$145 | \$154 | \$160 | \$165 | \$172 |
| \$ 275,001 - \$ 300,000 | \$140 | \$153 | \$162 | \$169 | \$175 | \$182 |
| \$ 300,001 or over | \$184 | \$203 | \$215 | \$224 | \$231 | \$241 |

Make Your Voice Heard on November 3rd!

For more information visit

<http://www.stjohns.k12.fl.us/>



Our Mission

The St. Johns County School District will inspire good character and a passion for lifelong learning in all students, creating educated and caring contributors to the world.

