

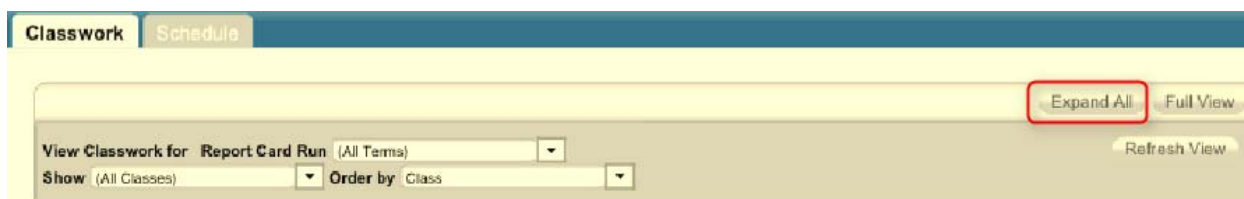
# Using HAC with an iPad/Tablet

When viewing Home Access Center with a tablet, we have noticed that the Classwork option can be difficult to view.

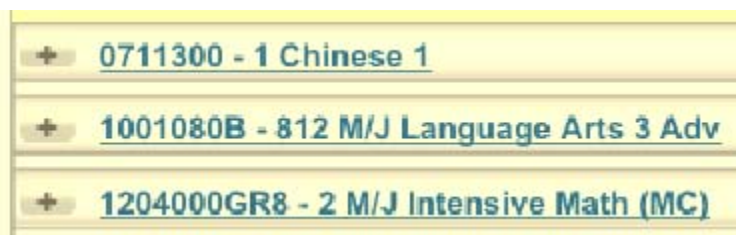
By default, all courses and all classwork are set to show. On a PC, you can use the scrollbar to view all the items. However, on a tablet, there are no scrollbars. The tablet screen currently only shows you what will fit onto your tablet screen.

We have submitted this to the software vendor to correct. In the meantime, we do have a partial workaround.

On the right hand side of the page, there is an option that will show either **Collapse All** or **Expand All**.



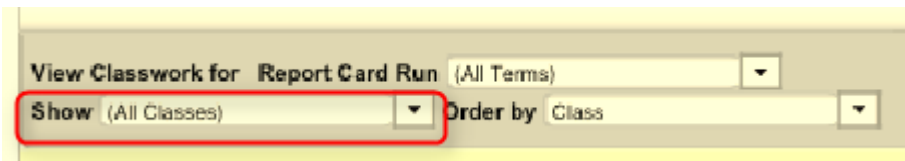
If you click **Collapse All**, you will be shown a list of all courses your student is taking, with no detail.



If you click on the **+** option, you will be shown the coursework just for that class.

2100025B - 814 M/J U. S. Hist Adv & Car Plan			
Date Due	Date Assigned	Assignment	Category
05/30/2014	03/24/2014	<a href="#">Journal</a>	Homework
05/30/2014	05/29/2014	<a href="#">DFA Exam</a>	Assessments
05/27/2014	05/21/2014	<a href="#">DFA Practice Test</a>	Assessments

You will still be limited by the amount of detail that can fit on the tablet screen. You will be able to see less detail for your child's 6<sup>th</sup> or 7<sup>th</sup> period than for their 1<sup>st</sup> or 2<sup>nd</sup> period class. You can get a little more room by using the **Show** option to limit the classes being shown on screen.



The screenshot shows a user interface for viewing report cards. It includes a header 'View Classwork for Report Card Run' followed by a dropdown menu set to '(All Terms)'. Below this, there is a dropdown menu labeled 'Show' with '(All Classes)' selected, which is highlighted by a red rectangular box. To the right of the 'Show' dropdown is an 'Order by' dropdown menu set to 'Class'.

Again, this is not an ideal solution, and we have asked the vendor to fix this issue. We thank you for your patience.