






Agenda Item Details

Meeting	Mar 12, 2019 - REGULAR SCHOOL BOARD MEETING
Category	S. Operational Services - Consent
Subject	1. Request for Acceptance of the Capital Projects Status Report March 2019
Access	Public
Type	Action (Consent)
Recommended Action	Acceptance of the Capital Projects Status Report March 2019
Goals	<ul style="list-style-type: none">  STRATEGY 3: (Goals A, C and D) 2018-2019 Academics - Build literacy skills that empower students to communicate effectively  STRATEGY 2: (Goals B and D) 2018- 2019 Academics - Develop and implement a K-12 initiative to fully integrate STEM concepts  GM-1 Mission Statement

Public Content

Background Information:

The facilities Department prepares the Capital Projects Status Report to provide summary information and updates to the Board on the status of capital projects. The report is divided into seven sections: 1) Executive Summary; 2) Projects in the Planning Stage 3) Major Projects Under Construction; 4) Minor Capital Improvements projects; 5) Construction Management Continuing Services Projects; 6) Projects in Close-out/Final Stage; and 7) Financial information.

Educational Impact:

Monthly Report.

Strategic Plan Impact:

Monthly Report.

Fiscal Impact:

Projects as identified in the District's Five-Year Building, Existing Conditions Report and the District's Capital Outlay Budget.

Recommendation:

Acceptance of the Capital Projects Status Report March 2019.

Action Required:

Approval of the Superintendent's recommendation.

Drafted, reviewed and submitted by:

Paul Rose, Executive Director for Facilities & Operations

Cathy Mittelstadt, Deputy Superintendent for Operations

**Sincerely,
Tim Forson
Superintendent of Schools**

 [Capital Projects Status Report March 2019.pdf \(2,650 KB\)](#)

Administrative Content

Our adopted rules of Parliamentary Procedure, Robert's Rules, provide for a consent agenda listing several items for approval of the Board by a single motion. Most of the items listed under the consent agenda have gone through Board subcommittee review and recommendation. Documentation concerning these items has been provided to all Board members and the public in advance to assure an extensive and thorough review. Items may be removed from the consent agenda at the request of any board member.

Workflow

Workflow Feb 27, 2019 6:57 AM :: Submitted by Cara Pacetti. Routed to Cara Pacetti for approval.
Feb 27, 2019 7:05 AM :: Approved by Cara Pacetti. Routed to Paul Rose for approval.
Feb 27, 2019 7:16 AM :: Approved by Paul Rose. Routed to Vicki Davenport for approval.
Feb 27, 2019 7:38 AM :: Approved by Vicki Davenport. Routed to Cathy Mittelstadt for approval.
Feb 27, 2019 8:18 AM :: Approved by Cathy Mittelstadt. Routed to Vicki Moody for approval.
Mar 4, 2019 8:40 AM :: Approved by Vicki Moody. Routed to Tim Forson for approval.
Mar 5, 2019 12:38 PM :: Final approval by Tim Forson

Last Modified by Tim Forson on March 5, 2019

ST. JOHNS COUNTY
SCHOOL DISTRICT

CAPITAL PROJECTS
STATUS REPORT

FEBRUARY 2019

Section 1.

Capital Projects Status Report – February 2019

Executive Summary

The Facilities Department staff is implementing the current capital projects identified in the Educational Plant Survey and the Five-Year Facilities Work Plan. Significant projects include:

- ◆ **Nease HS Expansion, Renovations & Site Improvements:** The design team (Pond and Company) has completed the comprehensive design work for this multi-phase project. The kitchen/dining expansion phase is complete and utilized by school staff and students. The 510-student station classroom expansion/addition facility is complete and in use. Pod D (old Media Center), Pod C (old Admin), Pod J (Gymnasium), Pod M (Classrooms) and Pod O (Classrooms) renovations are also complete. The last phase of the overall master plan site work is complete. Renovations of the courtyard will be completed this summer.
- ◆ **Palm Valley Academy (K-8 “KK”):** A Contract was awarded to Charles Perry Partners, Inc. at the August 9, 2016 School Board meeting for Palm Valley Academy located in the Nocatee community. School facility is substantially complete. A successful school opening was achieved on August 10, 2018. Punchlist items are nearing completion.
- ◆ **Freedom Crossing Academy (K-8 “LL”):** Work at Freedom Crossing Academy in the Aberdeen community began after the construction contract was awarded to AFL Construction, Inc. at the September 13, 2016 School Board meeting. School facility is substantially complete. On August 10, 2018 the school was opened to students and staff for a successful school start. Punchlist items are nearing completion.
- ◆ **Mill Creek K-8 Conversion:** A K-8 conversion project is being executed to convert the current Mill Creek Elementary School into a K-8 Academy. SchenkelShultz Architecture is the selected design team with design being accomplished through a reuse contract. A construction contract was awarded to W & J Construction Corporation at the September 11, 2018 School Board meeting. Work for the classroom building and gymnasium began in late September. Structural steel and decking for the classroom building and the gymnasium are complete. Mechanical, plumbing and HVAC installation are underway. The completion of the Mill Creek K-8 Conversion project is scheduled for a 2019-2020 school year opening.

Additional information for the above projects can be found in Sections 2 and 3.

Other projects identified in the Capital Outlay Budget are being implemented, executed and completed including: roof repairs and replacements; elementary and middle school security improvements; media center renovations; science classroom upgrades; miscellaneous school site improvements; security camera system upgrades; building/energy management system upgrades; Dining Additions; Athletic fields/playground renovations and, various other ongoing maintenance projects.

The Capital Projects Status report is divided into seven sections:

1. Executive Summary
2. Projects in the Planning Stage
3. Major Projects Under Construction
4. Minor Capital Improvement Projects

5. Construction Management Continuing Services Projects
6. Projects in Close-out/Final Stage
7. Financial Information

The District is in various stages of planning, designing and construction of several major construction projects as identified in the Educational Plant Survey and the Five-Year Facilities Work Plan as approved by the School Board.

The Capital Projects Status Report also includes Sections 4 and 5 referred to as “Minor Capital Improvement Projects” and “Construction Management Capital Projects” which identify projects at individual schools that were approved in the Capital Outlay Budget.

Section 7 is “Financial Information” and includes the 2017 – 2018 Capital Outlay Budget as approved in September 2018 (page 13 of the Capital Outlay Summary Budget) and the current financial report.

Section 2.

Capital Projects Status Report – February 2019

Projects in the Planning Stage

- ◆ **Mill Creek K-8 Conversion** - A K-8 conversion project is currently under construction to convert the current Mill Creek Elementary School into a K-8 Academy. SchenkelShultz Architecture is the selected design team with the design being accomplished through a reuse contract. This contract was approved at the March 13, 2018 School Board meeting. Work will include a dining expansion, classroom building addition, gymnasium building addition and comprehensive related site work. The bid opening for the classroom and gymnasium building additions was held August 31, 2018, and a contract was awarded to W & J Construction Corporation at the September 11, 2018 School Board meeting. Auld & White Constructors, LLC executed the site improvements required for the addition, utilizing the District's Construction Management Continuing Services contract mechanism. Mill Creek Academy's classroom building addition and gymnasium building addition are scheduled for completion for the 2019-2020 school year. Additional phases to include the dining/kitchen expansion and renovations to the media center and administration areas are under evaluation and design, with the construction of these phases to be accomplished through the Construction Management Continuing Services contract.

Section 3.

Capital Projects Status Report – February 2019

Major Projects Under Construction

- ◆ Palm Valley Academy (K-8 “KK”)
- ◆ Freedom Crossing Academy (K-8 “LL”)
- ◆ Mill Creek K-8 Conversion



**St. Johns County School District
Capital Projects Program
February 2019 Report**

Project: Palm Valley Academy (K-8 “KK”)

Background/Scope: The St. Johns County School District's current Five-Year Work Plan and Educational Plant Survey include a new K-8 school in northeast St. Johns County. The project was awarded at the August 2016 School Board Meeting. Palm Valley Academy (K-8 “KK”) is an approximately 190,000 s.f., 1,496 student station, 73-classroom new school on a 37-acre site and will be constructed to Green Building Standards. Project completion was substantially achieved for the 2018-2019 school year opening. Change Order #9 is being presented for approval at the March School Board meeting.

Architect: Harvard Jolly Architecture

Contractor: Charles Perry Partners, Inc.

Project Manager: Dennis Ramharry

Contract Amounts:	Award Amount:	\$30,127,000.00
	Change Order #1	\$5,475,000.00 (Award of 2-story academic wing alternate)
	Change Order #2	<\$3,089,834.31>
	Change Order #3	<\$2,676,927.40>
	Change Order #4	<\$2,514,648.91>
	Change Order #5	<\$1,168,602.58>
	Change Order #6	<\$667,583.07>
	Change Order #7	\$5,850.16
	Change Order #8	\$396,463.82
	Change Order #9	<u>\$280,488.96</u>
	Current Contract Amount	\$26,167,206.67

Direct Purchases:	Total Owner Direct Purchases	\$9,811,477.20
	Total Tax Savings	\$590,163.63

Critical Dates:	Contract Award	08/09/16
	Notice to Proceed	09/08/16
	Substantial Completion	04/16/18
	Final Completion	05/16/18

Schedule: 99.5%

Status/Comments: The punch list is ongoing.



Music Room 02/13/19



Front Entrance 02/13/19

STATUS REPORT

DATE: February 15, 2019

TO: Paul Rose, Executive Director for Facilities and Operations

PROJECT: Palm Valley Academy (“KK”)
St. Johns County School District
St. Augustine, Florida
District Bid #2016-16
Architects Project No. 16017.00
Monthly Status Report No. 30

GENERAL
CONTRACTOR: Charles Perry Partners, Inc.

CURRENT STATUS:

1. The school opened its doors to the students on August 10, 2018.
 2. The buildings have received CO from the AHJ and have been since occupied.
 3. Main building can be secured but has not been put on alarm system yet.
 4. Punch list documentation complete and has been issued to all concerned. CPPI is continuing to address punch list items noted – follow-up inspection to review completion of punch list is yet to be scheduled.
 5. Meetings between the District, School staff, and CPPI to address issues noticed post occupancy are being scheduled weekly.
 6. Project is approximately 99.5% complete.
- c: Dennis Ramharry, St. Johns County School District



**St. Johns County School District
Capital Projects Program
February 2019 Report**

Project: Freedom Crossing Academy (K-8 “LL”)

Background/Scope: The St. Johns County School District's current Five-Year Work Plan and Educational Plant Survey include a new K-8 school in northwest St. Johns County. The project was awarded at the September 2016 School Board Meeting. Freedom Crossing Academy (K-8 “LL”) is an approximately 190,000 s.f., 1,496 student station, 73-classroom new school on a 20-acre site and will be constructed to Green Building Standards. Project completion was substantially achieved for the 2018-2019 school year opening. Change Order #7 is being presented for approval at the March School Board meeting.

Architect: Harvard Jolly Architecture

Contractor: AFL Construction, LLC

Project Manager: Dennis Ramharry

Contract Amounts:	Award Amount:	\$33,308,000.00
	Change Order #1	<\$6,507,248.35>
	Change Order #2	<\$2,075,194.93>
	Change Order #3	<\$1,515,818.32>
	Change Order #4	<\$697,678.06>
	Change Order #5	<\$116,575.64>
	Change Order #6	\$490,763.45
	Change Order #7	\$123,360.37
	Current Contract Amount	\$23,009,608.52

Direct Purchases:	Total Owner Direct Purchases	\$10,254,758.32
	Total Tax Savings	\$617,485.51

Critical Dates:	Contract Award	09/13/16
	Notice to Proceed	09/28/16
	Substantial Completion	05/15/18
	Final Completion	06/15/18

Schedule: 99.5%

Status/Comments: The punch list is ongoing.



Art Lab 2/13/19



Media Center 2/13/19

STATUS REPORT

DATE: February 15, 2019

TO: Paul Rose, Executive Director for Facilities and Operations

PROJECT: Freedom Crossing Academy (“LL”)
St. Johns County School District
St. Augustine, Florida
District Bid #2016-28
Architects Project No. 16018.00
Monthly Status Report No. 30

GENERAL
CONTRACTOR: AFL Construction, Inc.

CURRENT STATUS:

1. The school opened its doors to the students on August 10, 2018.
 2. The buildings received CO from the AHJ and have been since occupied.
 3. All buildings can be secured but have not been put on alarm system yet.
 4. Punch list documentation is complete and has been issued to all concerned. AFL continues to address punch list items noted – follow-up inspection to review completion of punch list is yet to be scheduled.
 5. Weekly progress meetings between the District, School, and AFL continue to monitor completion of any outstanding construction related items.
 6. Project is approximately 99.5% complete.
- c: Dennis Ramharry, St. Johns County School District



**St. Johns County School District
Capital Projects Program
February 2019 Report**

Project: Mill Creek K-8 Conversion

Background/Scope: The St. Johns County School District's current Five-Year Work Plan and Educational Plant Survey include the conversion of Mill Creek Elementary into a K-8 academy. The construction contract award was approved at the September 2018 School Board Meeting. The Mill Creek K-8 Conversion project includes a 37,388 s.f., 416 student station, 19-classroom, two-story classroom building and a 22,782 s.f., 210 student station gymnasium and band room addition to the existing campus. Both facilities are to be constructed to Green Building Standards. Project completion is scheduled for a 2019-2020 school year opening. Change Order #1 is being presented for approval at the March School Board meeting.

Architect: SchenkelShultz Architecture

Contractor: W & J Construction Corporation

Project Manager: Dennis Ramharry


Contract Amounts:	Award Amount:	\$9,969,646.00
	Change Order #1	<\$2,045,801.30>
	Current Contract Amount:	\$7,923,844.70

Direct Purchases:	Total Owner Direct Purchases	\$2,024,034.92
	Total Tax Savings	\$112,117.10

Critical Dates:	Contract Award	09/11/18
	Notice to Proceed	09/17/18
	Substantial Completion	05/31/19
	Final Completion	07/01/19

Schedule: 35%

Status/Comments: Lightweight roofing is complete in the gymnasium and the roof in the classroom building is dried in. Steel studs on the ground and second floor are progressing. Mechanical, plumbing and HVAC installation are underway. Bituminous roofing in the gymnasium is progressing.



ARCHITECT'S MONTHLY REPORT 04

TO: DENNIS RAMHARRY	FROM: STEPHEN J. CARROLL
FIRM: SJCSD	DATE: FEBRUARY 11, 2019
EMAIL: Dennis Ramharry <dennis.ramharry@stjohns.k12.fl.us>	
SSA #: 1820108	Present:
PROJECT NAME: St. Johns County Mill Creek K-8 Conversion	Stephen J. Carroll - SSA Dennis Ramharry – St. Johns Chad Laston – W&J

The following items have taken place for the project to date:

1. Submittal process for all construction materials continues.
2. RFI process continues.
3. Direct Purchase Process for tax savings continues
4. Tilt-Wall slabs for the classroom building are being rubbed out and touched up in preparation for paint.
5. Lightweight insulating concrete on the roof has been placed on the classroom building
6. Dry-in has been completed on the classroom roof
7. Interior framing is underway in the classroom building
8. Electrical and Systems rough-in is underway in the classroom building
9. Fire suppression system is being installed in the classroom building
10. Hollow metal door frames are being installed in the classroom building
11. Stair and 2nd floor walkway foundations at the classroom building are complete.
12. Structural steel and roof deck for the gym has been erected
13. Lightweight insulating concrete on the roof of the gym has been placed
14. Interior light gage framing has started in the gym
15. Primary power easement for the site is currently being coordinated
16. The project appears to be on schedule
17. Payment Application 004 has been processed
18. Payment Application 005 is currently in review
19. The project is currently approximately 30% complete

END OF REPORT

Section 4.

Capital Projects Status Report – February 2019

Minor Capital Improvement Projects

- ◆ Minor Capital Improvements Projects Report Spreadsheet attached

Section 4
Minor Capital Improvements Projects
Monthly Construction Status Report
February 2019

Project	Location	Project Manager/ Engineer	Architect/ Engineer	Contract Award Date	Contractor	Project Amount (*)	Completion Date (Est./Act.)	Projects Status / Remarks
Drainage Culvert & Pipe Damage Repair	Landrum MS	Dennis Ramharry	Stone Engineering Group, Inc.	9/11/18	CGC, Inc.	\$112,747.00	Fall 2018	Work includes repairing a drainage culvert and damaged pipe/headwall at Landrum MS caused by Hurricane Irma in September 2017. Project is complete. Final closeout underway.
Covered PE Area and Restrooms	R.B. Hunt	David Lee	SchenkelShultz Architecture	9/11/18	C.C. Borden Construction, Inc.	\$574,586.00	Spring 2019	Includes construction of a covered multipurpose play area and restrooms to the existing school campus.

*Project amount includes all applicable construction contract amounts, architect and engineer fees, and Owner Direct Purchases costs.

Completed / Closed - Out Projects

Project	Location	Project Manager/ Engineer	Architect/ Engineer	Contract Award Date	Contractor	Project Amount (*)	Completion Date (Est./Act.)	Projects Status / Remarks
Window Replacement Shelter Upgrade Project	Creekside HS	Dennis Ramharry	Bhide & Hall Architects	2/14/17	C.C. Borden Construction, Inc.	\$680,600.00	Summer 2018	Improvements to existing CHS facility in order to provide additional shelter capacity for the county.
Site and Drainage Improvements	Nease HS	Stan Reddish	Pond & Company	4/10/18	Watson Civil Construction, Inc.	\$1,386,356.00	Fall 2018	Comprehensive sitework including retention pond expansion and relocation as well as athletic and multipurpose field expansions and reconfigurations.
Roof Upgrades	Rawlings ES (Phase I) Mill Creek ES (Phase II) FCTC - Bldg D	David Lee David Lee David Lee	A/R/C A/R/C A/R/C	5/8/18	Advanced Roofing, Inc. J. Register Company, Inc. Advanced Roofing, Inc.	\$684,750.00 \$269,800.00 \$365,450.00	Summer 2018	Upgrades and repairs to these roofing systems to preserve the facility and to extend the roof and facility service life.

*Project amount includes all applicable construction contract amounts, architect and engineer fees, and Owner Direct Purchases costs.

Section 5.

Capital Projects Status Report – February 2019

Construction Management Continuing Services Projects

- ◆ Construction Management Continuing Services Projects Report Spreadsheet attached

GMPs Submitted for Board Acceptance at the March 12, 2019 School Board Meeting

Project	CM Firm	GMP	GMP Amount
Switzerland Point Middle School/ Pacetti Bay Middle School Shelter Retrofit	C.C. Borden Construction, Inc.	1	\$1,087,844

GMPs Closed Out at the March 12, 2019 School Board Meeting

Project	CM Firm	GMP	GMP Amount
Patriot Oaks Academy Single Point of Entry Improvements	C.C. Borden Construction, Inc.	1	\$44,218
Switzerland Point Middle School Single Point of Entry Improvements	C.C. Borden Construction, Inc.	1	\$48,671

Section 5
Construction Management Continuing Services - Capital Projects
February 2019

Project	CM Firm	Architect	Accepted GMPs	GMP Amount	Est. Project Completion Date	Project Status / Remarks
Nease HS Renovations	E. Vaughan Rivers, Inc.	Pond & Company	GMP 4 (Courtyard and Parking Loop Renovation) 12/12/18	\$182,199	7/25/2019	Construction to begin late May.
Switzerland Point MS - Pacetti Bay MS Shelter Retrofit	C.C. Borden Construction, Inc.	Bhide & Hall Architects	GMP 1 (Window Replacement/Shelter Upgrade) 2/22/19	\$1,087,844	8/10/2019	Construction to begin late March.
Completed / Closed - Out Projects						
Project	CM Firm	Architect	Accepted GMPs		Completion Date	Project Status / Remarks
Nease HS Renovations	E. Vaughan Rivers, Inc.	Pond & Company	GMP 1 (Media Center Renovations) 9/26/17	\$985,051	4/27/2018	Complete
			GMP 2 (Pod C Renovations) 1/19/18	\$202,478	5/25/2018	Complete
			GMP 3 (Pod M Renovations) 3/19/18	\$567,968	12/21/18	Complete
Nease HS Renovations	Allstate Construction, Inc.	Pond & Company	GMP 1 (Pod J and Pod O Renovations) 6/12/18	\$640,449	10/29/2018	Complete
Patriot Oaks Academy Dining Addition	Auld & White Constructors, LLC	Bhide & Hall Architects	GMP 1 (Dining Addition) 5/8/18	\$543,659	8/3/2018	Complete
Switzerland Point MS Dining Addition	Auld & White Constructors, LLC	Fisher Koppenhafer Architecture	GMP 1 (Dining Addition) 5/8/18	\$655,817	8/3/2018	Complete
Mill Creek Site Improvements	Auld & White Constructors, LLC	Matthews Design Group	GMP 1 (Site Improvements) 8/14/18	\$742,394	10/19/2018	Complete
Patriot Oaks Academy Single Point of Entry Improvements	C.C. Borden Construction, Inc.	N/A	GMP 1 (Single Point of Entry) 7/10/18	\$44,218	12/31/2018	Complete
Valley Ridge Academy Single Point of Entry Improvements	C.C. Borden Construction, Inc.	N/A	GMP 1 (Single Point of Entry) 7/10/18	\$48,671	12/31/2018	Complete

Section 6.

Capital Projects Status Report – February 2019

Projects in Close-Out/Final Stage

Completed Projects

Final acceptance of the following projects was completed within the last twelve months:

- ♦ **Nease High School Expansion, Renovations & Site Improvements (Pod J and Pod O)** – (Board Final Acceptance 02-12-19). [Note: for additional information on this project, please refer to the February 12, 2019 Board Report.]
- ♦ **Nease High School Expansion, Renovations & Site Improvements (Pod M)** – (Board Final Acceptance 02-12-19). [Note: for additional information on this project, please refer to the February 12, 2019 Board Report.]
- ♦ **Mill Creek Site Improvements** – (Board Final Acceptance 01-08-19). [Note: for additional information on this project, please refer to the January 8, 2019 Board Report.]
- ♦ **Nease High School Site and Drainage Improvements** – (Board Final Acceptance 01-08-19). [Note: for additional information on this project, please refer to the January 8, 2019 Board Report.]
- ♦ **Patriot Oaks Academy Dining Addition** – (Board Final Acceptance 01-08-19). [Note: for additional information on this project, please refer to the January 8, 2019 Board Report.]
- ♦ **Switzerland Point Middle School Dining Addition** – (Board Final Acceptance 01-08-19). [Note: for additional information on this project, please refer to the January 8, 2019 Board Report.]
- ♦ **Nease High School Expansion, Renovations & Site Improvements (Pod C)** – (Board Final Acceptance 09-11-18). [Note: for additional information on this project, please refer to the September 11, 2018 Board Report.]
- ♦ **Nease High School Expansion, Renovations & Site Improvements (Pod D)** – (Board Final Acceptance 09-11-18). [Note: for additional information on this project, please refer to the September 11, 2018 Board Report.]
- ♦ **40 Orange Street Hurricane Matthew Reconstruction Project** – (Board Final Acceptance 06-12-18). [Note: for additional information on this project, please refer to the June 12, 2018 Board Report.]
- ♦ **Picolata Crossing Elementary School (ES “M”)** – (Board Final Acceptance 05-08-18). [Note: for additional information on this project, please refer to the May 8, 2018 Board Report.]

Completed Roofing Projects (2018):

(Board Final Acceptance 02-12-19). [Note: for additional information on this project please refer to the February 12, 2019 Board Report.]

- ♦ **First Coast Technical College – Building D Roof Replacement**
- ♦ **Mill Creek Elementary School Roof Refurbishment (Phase II)**
- ♦ **M.K. Rawlings Elementary School Partial Roof Replacement (Phase I)**

Section 7.

Capital Projects Status Report – February 2019

Financial Information

- ◆ 2018 – 2019 Capital Outlay Budget
- ◆ Financial Report

**ST. JOHNS COUNTY SCHOOL DISTRICT
CAPITAL OUTLAY BUDGET 2018-2019**

FACILITY NAME:	CONTINUING PROJECTS 2018-2019	NEW PROJECTS 2018-2019	EQUIPMENT PURCHASES 2018-2019	DISTRICT-WIDE MAINTENANCE 2018-2019	TOTAL
Crookshank	\$1,657,273.00	\$0.00	\$13,899.00	\$141,420.00	\$1,812,592.00
Cunningham Creek	\$101,363.00	\$0.00	\$12,779.00	\$127,308.00	\$241,450.00
Durbin Creek	\$162,779.00	\$0.00	\$16,700.00	\$160,525.00	\$340,004.00
Hartley	\$319,026.00	\$0.00	\$12,250.00	\$16,000.00	\$347,276.00
Hickory Creek	\$127,019.00	\$0.00	\$14,238.00	\$45,000.00	\$186,257.00
R. B. Hunt	\$335,375.00	\$0.00	\$14,856.00	\$168,973.00	\$519,204.00
Julington Creek	\$167,193.00	\$0.00	\$17,389.00		\$184,582.00
Ketterlinus	\$311,889.00	\$0.00	\$10,741.00	\$35,000.00	\$357,630.00
Mason	\$327,859.00	\$0.00	\$13,961.00	\$337,903.00	\$679,723.00
Mill Creek	\$15,362,974.00	\$0.00	\$17,700.00	\$203,378.00	\$15,584,052.00
Ocean Palms	\$210,873.00	\$0.00	\$10,288.00	\$148,572.00	\$369,733.00
Osceola	\$225,292.00	\$0.00	\$13,529.00	\$140,536.00	\$379,357.00
Palencia	\$98,352.00	\$50,000.00	\$17,694.00	\$35,000.00	\$201,046.00
PV-PV/Rawlings	\$1,021,387.00	\$0.00	\$20,938.00	\$148,000.00	\$1,190,325.00
South Woods	\$281,024.00	\$0.00	\$12,563.00	\$113,811.00	\$407,398.00
Timberlin Creek	\$66,677.00	\$0.00	\$16,269.00	\$70,000.00	\$152,946.00
Wards Creek	\$93,044.00	\$0.00	\$14,248.00	\$55,675.00	\$162,967.00
Webster	\$537,402.00	\$0.00	\$10,521.00	\$241,152.00	\$789,075.00
Picolata Crossing	\$1,795,462.00	\$0.00	\$22,086.00	\$30,000.00	\$1,847,548.00
Fruit Cove Middle	\$167,028.00	\$0.00	\$21,415.00	\$171,570.00	\$360,013.00
Landrum	\$186,809.00	\$0.00	\$24,128.00	\$198,775.00	\$409,712.00
Murray	\$620,211.00	\$0.00	\$19,026.00	\$312,900.00	\$952,137.00
Pacetti Bay	\$305,369.00	\$0.00	\$23,930.00	\$42,500.00	\$371,799.00
Gamble Rogers	\$169,564.00	\$0.00	\$18,405.00	\$90,000.00	\$277,969.00
Sebastian	\$360,728.00	\$0.00	\$14,924.00	\$90,000.00	\$465,652.00
Switzerland Point New	\$1,201,448.00	\$0.00	\$25,600.00	\$173,775.00	\$1,400,823.00
Middle School "JJ" Liberty	\$0.00	\$0.00	\$0.00	\$0.00	\$0.00
Pines(K-8) Patriot Oaks	\$110,214.00	\$100,000.00	\$27,345.00	\$141,398.00	\$378,957.00
(K-8) Valley Ridge (K-8)	\$907,801.00	\$0.00	\$23,000.00	\$58,500.00	\$989,301.00
Freedom Crossing (K-8)	\$407,836.00	\$0.00	\$21,502.00	\$66,780.00	\$496,118.00
Palm Valley(K-8)	\$7,926,270.00	\$0.00	\$0.00	\$30,000.00	\$7,956,270.00
	\$14,040,218.00	\$0.00	\$0.00	\$30,000.00	\$14,070,218.00
Bartram Trail Creekside	\$1,999,889.00	\$0.00	\$42,040.00	\$326,846.00	\$2,368,775.00
	\$356,264.00	\$0.00	\$34,700.00	\$149,460.00	\$540,424.00
Pedro Menendez	\$2,104,007.00	\$0.00	\$24,774.00	\$359,460.00	\$2,488,241.00
Nease	\$4,886,902.00	\$0.00	\$35,485.00	\$259,395.00	\$5,181,782.00
Ponte Vedra	\$186,249.00	\$0.00	\$28,411.00	\$287,142.00	\$501,802.00
SAHS	\$418,657.00	\$0.00	\$30,923.00	\$350,790.00	\$800,370.00
St. Johns Technical High School	\$288,237.00	\$0.00	\$8,504.00	\$140,600.00	\$437,341.00
FCTC	\$586,691.00	\$100,000.00	\$15,000.00	\$361,842.00	\$1,063,533.00
Hamblen Center/Gaines/Transition	\$209,764.00	\$0.00	\$17,880.00	\$74,000.00	\$301,644.00
ESE	\$0.00	\$0.00	\$0.00	\$0.00	\$0.00
District Admin. Buildings	\$297,210.00	\$0.00		\$72,000.00	\$369,210.00
Media /Inservice /Fullerwood	\$160,463.00	\$0.00	\$0.00	\$130,000.00	\$290,463.00
Purchasing/Property	\$8,168.00	\$0.00	\$0.00	\$0.00	\$8,168.00
Technology Plan	\$3,848,908.00	\$1,579,223.00	\$0.00	\$0.00	\$5,428,131.00
O'Connell Center	\$0.00	\$0.00	\$0.00	\$20,000.00	\$20,000.00
Student Services/Yates Center	\$0.00	\$0.00	\$0.00	\$20,000.00	\$20,000.00
Transportation Buses/Vehicles	\$150,415.00	\$40,375.00	\$0.00	\$0.00	\$190,790.00
	\$499,604.00	\$3,275,386.00	\$0.00	\$0.00	\$3,774,990.00
Facility	\$0.00	\$0.00	\$0.00	\$60,000.00	\$60,000.00
Subtotal	\$650,019.00	\$3,315,761.00	\$0.00	\$60,000.00	\$4,025,780.00
Maintenance District-Wide	\$0.00	\$7,125,835.00	\$0.00	\$0.00	\$7,125,835.00
	\$9,455,875.00	\$0.00	\$0.00	\$600,000.00	\$10,055,875.00
Facility	\$0.00	\$0.00	\$0.00	\$57,000.00	\$57,000.00
Subtotal	\$9,455,875.00	\$7,125,835.00	\$0.00	\$657,000.00	\$17,238,710.00
District-Wide Equipment Purchases	\$48,667,228.00	\$7,667,424.00	\$0.00	\$0.00	\$56,334,652.00
	\$88,060.00	\$60,000.00	\$70,359.00	\$0.00	\$218,419.00
Relocatables	\$3,214,910.00	\$1,000,000.00	\$0.00	\$0.00	\$4,214,910.00
Subtotal	\$51,970,198.00	\$8,707,424.00	\$70,359.00	\$0.00	\$60,747,981.00
Land Purchase - District Wide	\$0.00	\$0.00	\$0.00	\$0.00	\$0.00
Half-Cent Sales Surtax	\$0.00	\$13,581,674.00	\$0.00	\$0.00	\$13,581,674.00
Reserves	\$280,034.00	\$0.00	\$0.00	\$0.00	\$280,034.00
COP's Payments (Debt Service)	\$0.00	\$16,086,673.00	\$0.00	\$0.00	\$16,086,673.00
RAN Principal & Interest Payment	\$0.00	\$3,178,191.00			
Transfers:	\$0.00	\$0.00	\$0.00	\$0.00	\$0.00
Operating	\$0.00	\$5,669,138.00	\$0.00	\$0.00	\$5,669,138.00
RAN	\$0.00	\$3,178,191.00	\$0.00	\$0.00	\$3,178,191.00
Subtotal	\$0.00	\$8,867,329.00	\$0.00	\$0.00	\$8,867,329.00
TOTAL	\$127,313,294.00	\$62,692,110.00	\$810,000.00	\$6,892,986.00	\$197,708,390.00

CAPITAL OUTLAY PROJECTS REPORT AS OF 12/31/18

FAC. #	FACILITY/ PROJECT	CARRY FORWARD BUDGET	NEW PROJECTS BUDGET	TOTAL BUDGET	YTD EXPENDED	YTD ENCUMBERED	YTD UNENCUM
0021	CROOKSHANK						
	EQUIPMENT PURCHASES	\$25,144	\$13,899	\$39,043	\$28,277		\$10,766
	EXISTING CONDITIONS	\$105,893	\$106,420	\$212,313	\$58,559	\$23,140	\$130,614
	SCHOOL-BASED MAINTENANCE	\$26,184	\$15,000	\$41,184	\$18,330	\$3,464	\$19,390
	MAINTENANCE	\$100,544	\$35,000	\$135,544	\$43,809	\$68,524	\$23,211
	REPLACE CASEWORK IN CLASSROOMS	\$151,776		\$151,776		\$83,544	\$68,232
	EXPANSION	\$52,316		\$52,316			\$52,316
	SUBTOTAL	\$461,857	\$170,319	\$632,176	\$148,975	\$178,672	\$304,529
0032	HAMBLEN CENTER (formerly Gaines)						
	EQUIPMENT PURCHASES	\$8,000	\$8,968	\$16,968	\$4,779		\$12,189
	EXISTING CONDITIONS	\$105,526	\$39,000	\$144,526	\$8,874	\$38,575	\$97,077
	SCHOOL-BASED MAINTENANCE	\$11,748	\$5,000	\$16,748	\$9,194		\$7,554
	MAINTENANCE	\$53,000	\$35,000	\$88,000	\$36,000		\$52,000
	RELOCATABLES - FURNISHINGS	\$8,756		\$8,756	\$8,756		\$0
	WINDOW REPLACEMENT		\$300,000	\$300,000			\$300,000
	SUBTOTAL	\$187,030	\$387,968	\$574,998	\$67,603	\$38,575	\$468,820
0033	ST JOHNS TECHNICAL HIGH SCHOOL						
	EQUIPMENT PURCHASES	\$33,016	\$8,504	\$41,520	\$12,817	\$3,137	\$25,566
	EXISTING CONDITIONS	\$49,710	\$70,600	\$120,310	\$7,978	\$9,446	\$102,886
	SCHOOL-BASED MAINTENANCE	\$13,779	\$10,000	\$23,779	\$6,249		\$17,530
	MAINTENANCE	\$25,645	\$70,000	\$95,645		\$34,916	\$60,729
	UPGRADE AIR HANDLER	\$166,087		\$166,087	\$113,734	\$19,710	\$32,643
	SUBTOTAL	\$288,237	\$159,104	\$447,341	\$140,778	\$67,209	\$239,354
0061	SJC TRANSITION PROGRAM						
	EQUIPMENT PURCHASES	\$9,442	\$8,912	\$18,354	\$1,115		\$17,239
	SCHOOL- BASED MAINTENANCE	\$13,292	\$5,000	\$18,292	\$2,551		\$15,741
	SUBTOTAL	\$22,734	\$13,912	\$36,646	\$3,666	\$0	\$32,980
0091	KETTERLINUS						
	EQUIPMENT PURCHASES	\$17,878	\$10,741	\$28,619	\$5,995	\$3,445	\$19,179
	EXISTING CONDITIONS	\$61,743		\$61,743	\$17,190		\$44,553
	SCHOOL-BASED MAINTENANCE	\$3,820	\$15,000	\$18,820	\$3,931		\$14,889
	MAINTENANCE	\$36,482	\$35,000	\$71,482			\$71,482
	REPLACE ADMIN ROOF	\$17,124		\$17,124			\$17,124
	UPGRADE WINDOWS AND FRAMES	\$73,789		\$73,789			\$73,789
	SECURITY DOORS AND ENTRANCES	\$1,053		\$1,053	\$1,053		\$0
	ELEVATOR INSTALLATION	\$100,000		\$100,000			\$100,000
	SUBTOTAL	\$311,889	\$60,741	\$372,630	\$28,169	\$3,445	\$341,016

CAPITAL OUTLAY PROJECTS REPORT AS OF 12/31/18

FAC. #	FACILITY/ PROJECT	CARRY FORWARD BUDGET	NEW PROJECTS BUDGET	TOTAL BUDGET	YTD EXPENDED	YTD ENCUMBERED	YTD UNENCUM
0161	R. B. HUNT ELEMENTARY						
	EQUIPMENT PURCHASES	\$2,056	\$14,856	\$16,912	\$5,161	\$2,730	\$9,021
	EXISTING CONDITIONS	\$69,909	\$128,973	\$198,882	\$7,914	\$65,134	\$125,834
	SCHOOL-BASED MAINTENANCE	\$8,385	\$15,000	\$23,385	\$3,118	\$1,850	\$18,417
	MAINTENANCE	\$12,701	\$40,000	\$52,701		\$39,773	\$12,928
	COVERED PE AREA & RESTROOMS	\$607,324		\$607,324	\$27,645	\$12,557	\$567,122
	SUBTOTAL	\$700,375	\$198,829	\$899,204	\$43,838	\$122,044	\$733,322
0171	MURRAY MIDDLE						
	EQUIPMENT PURCHASES	\$214	\$19,026	\$19,240		\$19,212	\$28
	EXISTING CONDITIONS	\$501,980	\$182,900	\$684,880	\$362,407	\$53,705	\$268,768
	SCHOOL-BASED MAINTENANCE	\$4,538	\$17,500	\$22,038		\$21,777	\$261
	MAINTENANCE	\$8,000	\$130,000	\$138,000	\$3,974	\$44,989	\$89,037
	UPGRADE BUS LOOP WALKWAY COVER	\$3,374		\$3,374			\$3,374
	SHADE STRUCTURE FOR OUTSIDE DINING	\$50,000		\$50,000		\$47,592	\$2,408
	REPLACE CLASSROOM FURNITURE		\$136,000	\$136,000		\$123,143	\$12,857
	SITE IMPROVEMENTS	\$47,192		\$47,192	\$44,080		\$3,112
	REPLACE HVAC UNITS	\$4,913		\$4,913			\$4,913
	SUBTOTAL	\$620,211	\$485,426	\$1,105,637	\$410,461	\$310,418	\$384,758
0181	SAHS						
	EQUIPMENT PURCHASES	\$5,403	\$30,923	\$36,326	\$15,132	\$3,345	\$17,849
	EXISTING CONDITIONS	\$156,673	\$305,790	\$462,463	\$6,420	\$140,284	\$315,759
	SCHOOL-BASED MAINTENANCE	\$41,407	\$20,000	\$61,407	\$6,507	\$10,276	\$44,624
	MAINTENANCE	\$33,187	\$45,000	\$78,187			\$78,187
	COVERED WALKWAY TO FCTC	\$42,510		\$42,510	\$10,542	\$282	\$31,686
	CHILLER PIPING/ PAINT EXTERIOR GYM	\$64,383		\$64,383	\$42,446	\$2,691	\$19,246
	TRACK REHABILITATION	\$40,000		\$40,000			\$40,000
	SECURITY DOORS AND ENTRANCES	\$37,442		\$37,442	\$3,175	\$34,267	\$0
	SUBTOTAL	\$421,005	\$401,713	\$822,718	\$84,222	\$191,145	\$547,351
0201	WEBSTER						
	EQUIPMENT PURCHASES	\$9,119	\$10,521	\$19,640	\$11,997	\$5,136	\$2,507
	EXISTING CONDITIONS	\$116,623	\$201,152	\$317,775		\$55,006	\$262,769
	SCHOOL-BASED MAINTENANCE	\$12,441	\$15,000	\$27,441	\$8,148		\$19,293
	MAINTENANCE	\$29,665	\$40,000	\$69,665	\$18,665	\$40,906	\$10,094
	UPGRADE CLASSROOM DRYWALL	\$101,684		\$101,684		\$58,153	\$43,531
	FULL SITE UTILIZATION IMPROVEMENTS	\$250,000		\$250,000		\$6,298	\$243,702
	CONTINUING PROJECTS	\$11,047		\$11,047			\$11,047
	SECURITY PROJ - CELL PHONE BOOSTER		\$12,860	\$12,860		\$12,857	\$3
	SHADE STRUCTURE PLAYGROUND	\$6,823		\$6,823			\$6,823
	SUBTOTAL	\$537,402	\$279,533	\$816,935	\$38,810	\$178,356	\$599,769

CAPITAL OUTLAY PROJECTS REPORT AS OF 12/31/18

FAC. #	FACILITY/ PROJECT	CARRY FORWARD BUDGET	NEW PROJECTS BUDGET	TOTAL BUDGET	YTD EXPENDED	YTD ENCUMBERED	YTD UNENCUM
0231	FCTC						
	EQUIPMENT PURCHASES	\$37,630	\$15,000	\$52,630	\$46,954	\$5,660	\$16
	EXISTING CONDITIONS	\$127,245	\$266,842	\$394,087	\$32,175	\$89,625	\$272,287
	MAINTENANCE		\$95,000	\$95,000		\$61,532	\$33,468
	ROOF REPAIR	\$390,450	\$900,000	\$1,290,450	\$88,602	\$301,848	\$900,000
	STUDENT CENTER RENOVATION		\$102,234	\$102,234		\$2,234	\$100,000
	HVAC CHILLER	\$31,366		\$31,366			\$31,366
	SUBTOTAL	\$586,691	\$1,379,076	\$1,965,767	\$167,731	\$460,899	\$1,337,137
0241	JULINGTON CREEK ELEMENTARY						
	EQUIPMENT PURCHASES	\$19,090	\$17,389	\$36,479	\$8,206	\$1,226	\$27,047
	EXISTING CONDITIONS	\$69,230		\$69,230	\$6,567	\$189	\$62,474
	SCHOOL-BASED MAINTENANCE	\$11,315	\$15,000	\$26,315	\$2,259		\$24,056
	MAINTENANCE	\$50,941		\$50,941	\$28,392		\$22,549
	UPGRADE INTERCOM SYSTEM	\$1,364		\$1,364	\$1,364		\$0
	COVERED WALKWAY		\$25,523	\$25,523		\$25,523	\$0
	SECURITY DOORS AND ENTRANCES	\$13,326		\$13,326	\$13,326	\$7,433	\$0
	REPLACE MAIN WATER LINES	\$3,919		\$3,919			\$3,919
	SUBTOTAL	\$169,185	\$57,912	\$227,097	\$60,114	\$34,371	\$132,612
0251	NEASE HIGH SCHOOL						
	EQUIPMENT PURCHASES	\$37,223	\$35,485	\$72,708	\$38,103	\$594	\$34,011
	EXISTING CONDITIONS	\$319,985	\$159,395	\$479,380	\$105,920	\$157,846	\$215,614
	SCHOOL-BASED MAINTENANCE	\$28,132	\$20,000	\$48,132	\$5,434		\$42,698
	MAINTENANCE	\$16,466	\$100,000	\$116,466			\$116,466
	RENOVATE PAC	\$7,215		\$7,215			\$7,215
	UPGRADE PAINTING	\$339,258		\$339,258			\$339,258
	SCHOOL EXPANSION "FFF" (310)	\$3,651,787		\$3,651,787	\$2,088,410	\$491,175	\$1,072,202
	EXPANSION - EQUIP (311)	\$110,298		\$110,298		\$99,861	\$10,437
	EXPANSION IT - EQUIP (313)	\$25,307		\$25,307	\$16,965	\$6,021	\$2,321
	TRACK REHAB (970)	\$72,228		\$72,228		\$39,951	\$32,277
	UPGRADE HVAC SYSTEM	\$278,537		\$278,537			\$278,537
	SECURITY CAMERAS & DOORS/ INTERCOM		\$30,356	\$30,356	\$30,356		\$0
	UPGRADE CHILL WATER LINES	\$466		\$466			\$466
	SUBTOTAL	\$4,886,902	\$345,236	\$5,232,138	\$2,285,188	\$795,448	\$2,151,502

CAPITAL OUTLAY PROJECTS REPORT AS OF 12/31/18

FAC. #	FACILITY/ PROJECT	CARRY FORWARD BUDGET	NEW PROJECTS BUDGET	TOTAL BUDGET	YTD EXPENDED	YTD ENCUMBERED	YTD UNENCUM
0261	HARTLEY ELEMENTARY						
	EQUIPMENT PURCHASES	\$21,377	\$12,250	\$33,627	\$2,170		\$31,457
	EXISTING CONDITIONS	\$25,021	\$16,000	\$41,021			\$41,021
	SCHOOL-BASED MAINTENANCE	\$22,597	\$15,000	\$37,597	\$15,935	\$4,824	\$16,838
	MAINTENANCE	\$63,335		\$63,335	\$21,488		\$41,847
	ROOF REPAIRS	\$177,783		\$177,783	\$53,811		\$123,972
	SECURITY DOORS AND ENTRANCES	\$1,940		\$1,940	\$1,940		\$0
	REPLACE BOILER PIPING/CHILLER PUMPS	\$7,206		\$7,206			\$7,206
	SUBTOTAL	\$319,259	\$43,250	\$362,509	\$95,344	\$4,824	\$262,341
0301	SEBASTIAN MIDDLE						
	EQUIPMENT PURCHASES	\$5,127	\$14,924	\$20,051	\$4,073	\$7,977	\$8,001
	EXISTING CONDITIONS	\$200,968	\$90,000	\$290,968	\$63,804		\$227,164
	SCHOOL-BASED MAINTENANCE	\$16,054	\$17,500	\$33,554	\$10,815		\$22,739
	MAINTENANCE	\$81,399		\$81,399	\$60,046		\$21,353
	SECURITY IMPROVEMENTS	\$29,032		\$29,032	\$29,032		\$0
	SECURITY LIGHTING		\$20,399	\$20,399		\$20,399	\$0
	CONTINUING PROJECTS	\$28,148		\$28,148			\$28,148
	SUBTOTAL	\$360,728	\$142,823	\$503,551	\$167,770	\$28,376	\$307,405
0311	LANDRUM MIDDLE						
	EQUIPMENT PURCHASES	\$9,175	\$24,128	\$33,303		\$30,985	\$2,318
	EXISTING CONDITIONS	\$110,468	\$143,775	\$254,243		\$28,575	\$225,668
	SCHOOL-BASED MAINTENANCE	\$5,320	\$17,500	\$22,820	\$2,650	\$12,303	\$7,867
	MAINTENANCE	\$51,721	\$55,000	\$106,721	\$8,766	\$13	\$97,942
	RELOCATABLES - FURNISHINGS	\$2,605		\$2,605			\$2,605
	SECURITY CAMERAS	\$3,168		\$3,168			\$3,168
	CULVERT REPAIR - HURRICANE	\$4,134		\$4,134	\$4,134	\$112,747	(\$112,747)
	ROOF REPLACEMENT		\$750,000	\$750,000			\$750,000
	RENOVATE SCIENCE LABS		\$180,000	\$180,000			\$180,000
	DINING ROOM RENOVATIONS	\$218		\$218			\$218
	SUBTOTAL	\$186,809	\$1,170,403	\$1,357,212	\$15,550	\$184,623	\$1,157,039
0321	SWITZERLAND POINT MIDDLE						
	EQUIPMENT PURCHASES	\$38,638	\$25,601	\$64,239			\$64,239
	EXISTING CONDITIONS	\$158,497	\$28,775	\$187,272	\$60,237	\$3,038	\$123,997
	SCHOOL-BASED MAINTENANCE	\$19,088	\$17,500	\$36,588		\$7,312	\$29,276
	MAINTENANCE		\$145,000	\$145,000			\$145,000
	RELOCATABLES - FURNISHINGS	\$3,883		\$3,883			\$3,883
	DINING ROOM EXPANSIONS	\$691,342		\$691,342	\$644,173	\$41,127	\$6,042
	ROOF REPLACEMENT		\$750,000	\$750,000			\$750,000
	FENESTRATION PROJECT	\$290,000		\$290,000		\$8,260	\$281,740
	SUBTOTAL	\$1,201,448	\$966,876	\$2,168,324	\$704,410	\$59,737	\$1,404,177

CAPITAL OUTLAY PROJECTS REPORT AS OF 12/31/18

FAC. #	FACILITY/ PROJECT	CARRY FORWARD BUDGET	NEW PROJECTS BUDGET	TOTAL BUDGET	YTD EXPENDED	YTD ENCUMBERED	YTD UNENCUM
0331	OSCEOLA ELEMENTARY						
	EQUIPMENT PURCHASES	\$16,014	\$13,529	\$29,543	\$9,998		\$19,545
	EXISTING CONDITIONS	\$128,261	\$97,536	\$225,797	\$31,464	\$37,464	\$156,869
	SCHOOL-BASED MAINTENANCE	\$15,972	\$15,000	\$30,972	\$4,950	\$8,597	\$17,425
	MAINTENANCE	\$24,389	\$43,000	\$67,389		\$35,979	\$31,410
	REPLACE CASEWORK	\$11,333		\$11,333			\$11,333
	SCHOOL SECURITY IMPROVEMENTS	\$5,888		\$5,888			\$5,888
	FOUNDATION REPAIR		\$60,000	\$60,000			\$60,000
	UPGRADE RELOCATABLE FRAMING	\$23,435		\$23,435	\$21,005	\$2,430	\$0
	SUBTOTAL	\$225,292	\$229,065	\$454,357	\$67,417	\$84,470	\$302,470
0341	MILL CREEK ELEMENTARY						
	EQUIPMENT PURCHASES	\$19,188	\$17,700	\$36,888	\$8,985	\$13,428	\$14,475
	EXISTING CONDITIONS	\$146,802	\$70,378	\$217,180	\$56,099	\$18,793	\$142,288
	SCHOOL-BASED MAINTENANCE	\$29,072	\$17,500	\$46,572	\$18,912	\$1,218	\$26,442
	MAINTENANCE	\$10,793	\$133,000	\$143,793		\$34,916	\$108,877
	MILL CREEK EXPANSION (310)	\$13,968,415		\$13,968,415	\$2,192,626	\$10,836,015	\$939,774
	MILL CREEK EXPANSION - EQUIP (311)	\$488,280		\$488,280	\$31,605	\$185,986	\$270,689
	MILL CREEK EXPANSION - MEDIA EQUIP (312)	\$84,245		\$84,245	\$39,904		\$44,341
	MILL CREEK EXPANSION - IT EQUIP (313)	\$295,000		\$295,000			\$295,000
	SOD/SIGNS/REPAINT ROOF	\$7,447		\$7,447	\$7,447		\$0
	REPLACE CASEWORK CLASSROOMS	\$50,330		\$50,330	\$1,749		\$48,581
	CAFETERIA, MEDIA , ADMIN OFFICE RENOV	\$185,480		\$185,480		\$185,480	\$0
	UPGRADE INTERCOM SYSTEM	\$28		\$28			\$28
	SCHOOL SECURITY IMPROVEMENTS	\$82,944		\$82,944	\$74,029		\$8,915
	ROOF REPAIRS	\$180,430		\$180,430	\$172,509	\$7,921	\$0
	SUBTOTAL	\$15,548,454	\$238,578	\$15,787,032	\$2,603,865	\$11,283,757	\$1,899,410
0351	RAWLINGS ELEMENTARY						
	EQUIPMENT PURCHASES	\$9,003	\$20,938	\$29,941	\$1,966		\$27,975
	EXISTING CONDITIONS	\$12,936	\$52,000	\$64,936	\$2,995	\$29,916	\$32,025
	SCHOOL-BASED MAINTENANCE	\$30,023	\$30,000	\$60,023	\$16,941	\$9,879	\$33,203
	MAINTENANCE	\$115,051	\$96,000	\$211,051	\$89,043	\$8,504	\$113,504
	MOSQUITO CONTROL RD IMPROVEMENTS	\$25,000		\$25,000			\$25,000
	PIPING UNDERGROUND WATER SERVICE	\$22,122		\$22,122			\$22,122
	ROOF REPLACEMENT	\$780,200	\$1,200,000	\$1,980,200	\$396,855	\$287,895	\$1,295,450
	COOLING TOWER REPLACEMENT	\$1,793		\$1,793			\$1,793
	PARENT PICK UP		\$40,000	\$40,000		\$36,967	\$3,033
	WINDOW REPLACEMENT	\$12,694	\$35,000	\$47,694			\$47,694
	FENCING	\$12,565		\$12,565			\$12,565
	SUBTOTAL	\$1,021,387	\$1,473,938	\$2,495,325	\$507,800	\$373,161	\$1,614,364

CAPITAL OUTLAY PROJECTS REPORT AS OF 12/31/18

FAC. #	FACILITY/ PROJECT	CARRY FORWARD BUDGET	NEW PROJECTS BUDGET	TOTAL BUDGET	YTD EXPENDED	YTD ENCUMBERED	YTD UNENCUM
0361	OTIS MASON ELEMENTARY						
	EQUIPMENT PURCHASES	\$9,557	\$13,961	\$23,518	\$10,175	\$1,977	\$11,366
	EXISTING CONDITIONS	\$200,582	\$279,903	\$480,485	\$91,100	\$154,948	\$234,437
	SCHOOL-BASED MAINTENANCE	\$7,614	\$15,000	\$22,614	\$7,509		\$15,105
	MAINTENANCE	\$45,069	\$58,000	\$103,069	\$36,189	\$32,494	\$34,386
	ROOFING PROJECT	\$58,192		\$58,192			\$58,192
	REPLACE CASEWORK CLASSROOMS	\$6,845		\$6,845			\$6,845
	SUBTOTAL	\$327,859	\$366,864	\$694,723	\$144,973	\$189,419	\$360,331
0371	GAMBLE ROGERS MIDDLE						
	EQUIPMENT PURCHASES	\$15,580	\$18,405	\$33,985	\$9,674	\$792	\$23,519
	EXISTING CONDITIONS	\$22,644	\$90,000	\$112,644	\$9,608		\$103,036
	SCHOOL-BASED MAINTENANCE	\$16,452	\$17,500	\$33,952	\$13,434	\$4,950	\$15,568
	MAINTENANCE	\$55,259		\$55,259	\$36,782		\$18,477
	UPGRADE SCIENCE LABS	\$47,728		\$47,728	\$10,941	\$28,410	\$8,377
	ROOF REPLACEMENT		\$750,000	\$750,000			\$750,000
	SECURITY CAMERAS	\$10,177		\$10,177	\$10,177		\$0
	SECURITY DOORS AND ENTRANCES	\$2,293		\$2,293	\$2,293		\$0
	SUBTOTAL	\$170,133	\$875,905	\$1,046,038	\$92,909	\$34,152	\$918,977
0381	CUNNINGHAM CREEK ELEMENTARY						
	EQUIPMENT PURCHASES	\$19,022	\$12,779	\$31,801	\$4,895		\$26,906
	EXISTING CONDITIONS	\$39,611	\$127,308	\$166,919	\$9,839	\$109,933	\$47,147
	SCHOOL-BASED MAINTENANCE	\$20,694	\$15,000	\$35,694			\$35,694
	MAINTENANCE	\$20,572		\$20,572	\$545		\$20,027
	SECURITY CAMERAS	\$1,464		\$1,464			\$1,464
	SUBTOTAL	\$101,363	\$155,087	\$256,450	\$15,279	\$109,933	\$131,238
0391	OCEAN PALMS ELEMENTARY						
	EQUIPMENT PURCHASES	\$12,690	\$10,288	\$22,978	\$5,138	\$10,423	\$7,417
	EXISTING CONDITIONS	\$140,101	\$55,572	\$195,673	\$21,510	\$37,369	\$136,794
	SCHOOL-BASED MAINTENANCE	\$9,625	\$15,000	\$24,625	\$3,629	\$4,536	\$16,460
	MAINTENANCE	\$2,382	\$93,000	\$95,382			\$95,382
	RELOCATABLES - FURNISHINGS	\$1,475		\$1,475			\$1,475
	UPGRADE EMS	\$16,000		\$16,000			\$16,000
	SCHOOL SECURITY IMPROVEMENTS	\$28,600		\$28,600	\$28,600		\$0
	SUBTOTAL	\$210,873	\$173,860	\$384,733	\$58,877	\$52,328	\$273,528

CAPITAL OUTLAY PROJECTS REPORT AS OF 12/31/18

FAC. #	FACILITY/ PROJECT	CARRY FORWARD BUDGET	NEW PROJECTS BUDGET	TOTAL BUDGET	YTD EXPENDED	YTD ENCUMBERED	YTD UNENCUM
0401	PEDRO MENENDEZ HIGH SCHOOL						
	EQUIPMENT PURCHASES	\$38,516	\$24,774	\$63,290	\$3,354		\$59,936
	EXISTING CONDITIONS	\$342,732	\$319,460	\$662,192	\$100,532	\$55,223	\$506,437
	SCHOOL-BASED MAINTENANCE	\$40,155	\$20,000	\$60,155	\$19,871	\$22,138	\$18,146
	MAINTENANCE	\$114,205		\$114,205	\$94,114		\$20,091
	ROOF REPAIR		\$125,000	\$125,000			\$125,000
	UPGRADE HOT WATER LINES	\$44,635		\$44,635			\$44,635
	UPGRADE CHILLER	\$355,365		\$355,365	\$355,365		\$0
	COURTYARD PAINTING	\$61,853		\$61,853			\$61,853
	TRACK REHAB (970)		\$40,000	\$40,000			\$40,000
	ICE STORAGE AND PUMPS	\$1,106,546		\$1,106,546	\$1,101,960	\$4,586	\$0
	SUBTOTAL	\$2,104,007	\$529,234	\$2,633,241	\$1,675,196	\$81,947	\$876,098
0411	BARTRAM TRAIL HIGH SCHOOL						
	EQUIPMENT PURCHASES	\$57,773	\$42,041	\$99,814	\$21,993		\$77,821
	EXISTING CONDITIONS	\$104,114	\$286,846	\$390,960	\$16,647	\$98,828	\$275,485
	SCHOOL-BASED MAINTENANCE	\$46,304	\$20,000	\$66,304	\$30,121		\$36,183
	MAINTENANCE	\$33,691		\$33,691			\$33,691
	9TH GRADE CENTER IMPROVEMENTS	\$85,173		\$85,173		\$64,209	\$20,964
	RELOCATABLE FURNISHINGS	\$49,120		\$49,120	\$49,120		\$0
	ROOF REPAIR		\$125,000	\$125,000			\$125,000
	UPGRADE CHILLER	\$1,622,517		\$1,622,517	\$1,591,013	\$20,502	\$11,002
	TRACK REHAB (970)	\$1,197	\$40,000	\$41,197		\$40,000	\$1,197
	SUBTOTAL	\$1,999,889	\$513,887	\$2,513,776	\$1,708,894	\$223,539	\$581,343
0441	DURBIN CREEK ELEMENTARY						
	EQUIPMENT PURCHASES	\$17,047	\$16,700	\$33,747	\$4,180		\$29,567
	EXISTING CONDITIONS	\$100,906	\$125,525	\$226,431	\$28,341	\$91,189	\$106,901
	SCHOOL-BASED MAINTENANCE	\$21,059	\$15,000	\$36,059	\$12,096	\$10,407	\$13,556
	MAINTENANCE	\$11,069	\$35,000	\$46,069			\$46,069
	REPLACE CHILLER # 2		\$275,000	\$275,000			\$275,000
	SECURITY CAMERAS	\$11,500		\$11,500	\$8,998		\$2,502
	SECURITY DOORS AND ENTRANCES	\$7,370		\$7,370	\$2,217	\$3,956	\$1,197
	SUBTOTAL	\$168,951	\$467,225	\$636,176	\$55,832	\$105,552	\$474,792
0451	TIMBERLIN CREEK ELEMENTARY						
	EQUIPMENT PURCHASES	\$29,553	\$16,269	\$45,822	\$2,206		\$43,616
	EXISTING CONDITIONS	\$21,467	\$25,000	\$46,467			\$46,467
	SCHOOL-BASED MAINTENANCE	\$7,832	\$15,000	\$22,832	\$5,043		\$17,789
	MAINTENANCE	\$3,825	\$45,000	\$48,825		\$3,741	\$45,084
	UPGRADE EMS	\$4,000		\$4,000			\$4,000
	SUBTOTAL	\$66,677	\$101,269	\$167,946	\$7,249	\$3,741	\$156,956

CAPITAL OUTLAY PROJECTS REPORT AS OF 12/31/18

FAC. #	FACILITY/ PROJECT	CARRY FORWARD BUDGET	NEW PROJECTS BUDGET	TOTAL BUDGET	YTD EXPENDED	YTD ENCUMBERED	YTD UNENCUM
0461	SOUTH WOODS ELEMENTARY						
	EQUIPMENT PURCHASES	\$15,889	\$12,563	\$28,452	\$2,940		\$25,512
	EXISTING CONDITIONS	\$182,979	\$108,811	\$291,790	\$60,227	\$6,695	\$224,868
	SCHOOL-BASED MAINTENANCE	\$41,125	\$15,000	\$56,125	\$6,550		\$49,575
	MAINTENANCE	\$26,224	\$5,000	\$31,224			\$31,224
	PAINT WATER TREATMENT PLANT	\$10,250		\$10,250			\$10,250
	SECURITY DOORS AND ENTRANCES	\$4,557		\$4,557	\$4,557		\$0
	SUBTOTAL	\$281,024	\$141,374	\$422,398	\$74,274	\$6,695	\$341,429
0471	PATRIOT OAKS ACADEMY						
	EQUIPMENT PURCHASES	\$15,464	\$23,000	\$38,464	\$11,161	\$2,235	\$25,068
	EXISTING CONDITIONS	\$95,241	\$8,500	\$103,741	\$59,973	\$3,327	\$40,441
	SCHOOL-BASED MAINTENANCE	\$44	\$17,500	\$17,544		\$6,092	\$11,452
	MAINTENANCE	\$5,000	\$50,000	\$55,000			\$55,000
	RELOCATABLES - FURNISHINGS	\$455		\$455			\$455
	DINING HALL EXPANSION	\$719,543		\$719,543	\$340,946	\$71,154	\$307,443
	SECURITY DOORS AND ENTRANCES	\$45,219		\$45,219	\$29,510	\$15,709	\$0
	COVERED WALKWAY	\$72,054		\$72,054	\$68,183		\$3,871
	SUBTOTAL	\$953,020	\$99,000	\$1,052,020	\$509,773	\$98,517	\$443,730
0472	LIBERTY PINES ACADEMY						
	EQUIPMENT PURCHASES	\$13,852	\$27,345	\$41,197	\$5,228		\$35,969
	EXISTING CONDITIONS	\$36,240	\$51,398	\$87,638		\$2,376	\$85,262
	SCHOOL-BASED MAINTENANCE	\$8,685	\$17,500	\$26,185			\$26,185
	MAINTENANCE	\$26,922	\$90,000	\$116,922		\$45,000	\$71,922
	RELOCATABLES - FURNISHINGS	\$102		\$102			\$102
	DINING ROOM EXPANSION		\$850,000	\$850,000			\$850,000
	SECURITY DOORS AND ENTRANCES	\$26,444		\$26,444	\$26,444		\$0
	SUBTOTAL	\$112,245	\$1,036,243	\$1,148,488	\$31,672	\$47,376	\$1,069,440
0481	PACETTI BAY MIDDLE						
	EQUIPMENT PURCHASES	\$26,907	\$23,931	\$50,838	\$8,869	\$4,155	\$37,814
	EXISTING CONDITIONS	\$77,731	\$42,500	\$120,231	\$48,229		\$72,002
	SCHOOL-BASED MAINTENANCE	\$18,731	\$17,500	\$36,231			\$36,231
	MAINTENANCE	\$39,050		\$39,050	\$27,590		\$11,460
	RELOCATABLES - FURNISHINGS	\$7,482		\$7,482			\$7,482
	SECURITY DOORS AND ENTRANCES	\$40,005		\$40,005	\$39,111	\$902	(\$8)
	CONTINUING PROJECTS	\$94,643		\$94,643			\$94,643
	DINING ROOM EXPANSION	\$9,736		\$9,736			\$9,736
	SUBTOTAL	\$314,285	\$83,931	\$398,216	\$123,799	\$5,057	\$269,360

CAPITAL OUTLAY PROJECTS REPORT AS OF 12/31/18

FAC. #	FACILITY/ PROJECT	CARRY FORWARD BUDGET	NEW PROJECTS BUDGET	TOTAL BUDGET	YTD EXPENDED	YTD ENCUMBERED	YTD UNENCUM
0482	WARDS CREEK ELEMENTARY						
	EQUIPMENT PURCHASES	\$13,274	\$14,248	\$27,522	\$17,047		\$10,475
	EXISTING CONDITIONS	\$28,323	\$55,675	\$83,998			\$83,998
	SCHOOL-BASED MAINTENANCE	\$12,685	\$15,000	\$27,685	\$9,750		\$17,935
	MAINTENANCE	\$26,064		\$26,064	\$24,604		\$1,460
	SECURITY DOORS AND ENTRANCES	\$17,507		\$17,507	\$14,938	\$2,569	\$0
	REPLACE CHILLER PLANT		\$250,000	\$250,000			\$250,000
	SUBTOTAL	\$97,853	\$334,923	\$432,776	\$66,339	\$2,569	\$363,868
0491	FRUIT COVE MIDDLE						
	EQUIPMENT PURCHASES	\$11,833	\$21,415	\$33,248	\$9,246		\$24,002
	EXISTING CONDITIONS	\$81,074	\$126,570	\$207,644	\$15,416	\$67,568	\$124,660
	SCHOOL-BASED MAINTENANCE	\$17,988	\$17,500	\$35,488	\$4,028		\$31,460
	MAINTENANCE	\$53,000	\$45,000	\$98,000	\$35,491	\$44,989	\$17,520
	LOCKER REPLACEMENT	\$1,081		\$1,081			\$1,081
	SECURITY DOORS AND ENTRANCES	\$10,718		\$10,718		\$10,718	\$0
	SECURITY CAMERAS	\$14,537		\$14,537	\$2,052	\$12,485	\$0
	SUBTOTAL	\$190,231	\$210,485	\$400,716	\$66,233	\$135,760	\$198,723
0492	PONTE VEDRA HIGH SCHOOL						
	EQUIPMENT PURCHASES	\$115	\$28,411	\$28,526	\$6,620		\$21,906
	EXISTING CONDITIONS	\$143,506	\$232,142	\$375,648	\$38,527	\$204,620	\$132,501
	SCHOOL-BASED MAINTENANCE	\$1,166	\$20,000	\$21,166	\$1,625	\$16,541	\$3,000
	MAINTENANCE	\$30,083	\$55,000	\$85,083			\$85,083
	RELOCATABLES - FURNISHINGS	\$95		\$95			\$95
	SCIENCE ROOM RENOVATIONS	\$11,091		\$11,091		\$4,991	\$6,100
	TRACK REHAB	\$193		\$193			\$193
	SUBTOTAL	\$186,249	\$335,553	\$521,802	\$46,772	\$226,152	\$248,878
0493	CREEKSIDE HIGH SCHOOL						
	EQUIPMENT PURCHASES	\$29,168	\$34,700	\$63,868	\$20,718	\$4,160	\$38,990
	EXISTING CONDITIONS	\$145,733	\$94,460	\$240,193	\$43,507	\$55,150	\$141,536
	SCHOOL-BASED MAINTENANCE	\$7,763	\$20,000	\$27,763	\$5,889		\$21,874
	MAINTENANCE	\$65,082	\$55,000	\$120,082	\$894	\$104,930	\$14,258
	RELOCATABLES - FURNISHINGS	\$24		\$24			\$24
	CONTINUING PROJECTS	\$50,000		\$50,000	\$50,000		\$0
	CHILLER REPLACEMENT		\$200,000	\$200,000			\$200,000
	SECURITY DOORS AND ENTRANCES	\$58,053		\$58,053	\$52,602	\$4,187	\$1,264
	SCHOOL EXPANSION "GGG" (310)	\$5,000		\$5,000			\$5,000
	SUBTOTAL	\$360,823	\$404,160	\$764,983	\$173,610	\$168,427	\$422,946

CAPITAL OUTLAY PROJECTS REPORT AS OF 12/31/18

FAC. #	FACILITY/ PROJECT	CARRY FORWARD BUDGET	NEW PROJECTS BUDGET	TOTAL BUDGET	YTD EXPENDED	YTD ENCUMBERED	YTD UNENCUM
0501	HICKORY CREEK ELEMENTARY						
	EQUIPMENT PURCHASES	\$30,098	\$14,238	\$44,336	\$34,673	\$1,270	\$8,393
	EXISTING CONDITIONS	\$40,708		\$40,708			\$40,708
	SCHOOL-BASED MAINTENANCE	\$29,395	\$15,000	\$44,395	\$14,689		\$29,706
	MAINTENANCE	\$14,121	\$45,000	\$59,121			\$59,121
	COVERED WALKWAY		\$31,812	\$31,812		\$31,864	(\$52)
	SECURITY DOORS AND ENTRANCES	\$17,105		\$17,105	\$14,744	\$2,361	\$0
	SUBTOTAL	\$131,427	\$106,050	\$237,477	\$64,106	\$35,495	\$137,876
0502	VALLEY RIDGE ACADEMY						
	EQUIPMENT PURCHASES	\$24,956	\$21,502	\$46,458	\$4,733	\$1,927	\$39,798
	EXISTING CONDITIONS	\$128,175	\$16,780	\$144,955	\$95,020	\$14,159	\$35,776
	SCHOOL-BASED MAINTENANCE	\$8,941	\$17,500	\$26,441	\$3,275	\$6,523	\$16,643
	MAINTENANCE		\$50,000	\$50,000		\$48,367	\$1,633
	CONSTRUCTION PROJECT	\$245,764		\$245,764	\$32,515	\$17,255	\$195,994
	SUBTOTAL	\$407,836	\$105,782	\$513,618	\$135,543	\$88,231	\$289,844
0511	PALENCIA ELEMENTARY						
	EQUIPMENT PURCHASES	\$33,308	\$17,694	\$51,002	\$5,212		\$45,790
	EXISTING CONDITIONS	\$44,529		\$44,529		\$37,375	\$7,154
	SCHOOL-BASED MAINTENANCE	\$10,582	\$15,000	\$25,582	\$7,600	\$13,969	\$4,013
	MAINTENANCE	\$9,851	\$35,000	\$44,851			\$44,851
	RELOCATABLES - FURNISHINGS	\$77		\$77			\$77
	SECURITY CAMERAS	\$5		\$5			\$5
	PLAYGROUNDS		\$50,000	\$50,000		\$48,614	\$1,386
	SUBTOTAL	\$98,352	\$117,694	\$216,046	\$12,812	\$99,958	\$103,276
0521	PICOLATA CROSSING ELEMENTARY						
	EQUIPMENT PURCHASE		\$22,086	\$22,086	\$2,500	\$10,152	\$9,434
	EXISTING CONDITIONS		\$30,000	\$30,000			\$30,000
	SCHOOL-BASED MAINTENANCE		\$15,000	\$15,000			\$15,000
	NEW CONSTRUCTION	\$1,585,008		\$1,585,008	\$55,233	\$2,909	\$1,526,866
	START-UP EQUIPMENT	\$210,454		\$210,454	\$21,098		\$189,356
	SUBTOTAL	\$1,795,462	\$67,086	\$1,862,548	\$78,831	\$13,061	\$1,770,656
0531	FREEDOM CROSSING ACADEMY						
	EXISTING CONDITIONS		\$30,000	\$30,000			\$30,000
	NEW CONSTRUCTION	\$5,634,319		\$5,634,319	\$2,350,394	\$744,020	\$2,539,905
	START-UP EQUIPMENT	\$2,291,951		\$2,291,951	\$1,968,198	\$27,028	\$296,725
	SUBTOTAL	\$7,926,270	\$30,000	\$7,956,270	\$4,318,592	\$771,048	\$2,866,630

CAPITAL OUTLAY PROJECTS REPORT AS OF 12/31/18

FAC. #	FACILITY/ PROJECT	CARRY FORWARD BUDGET	NEW PROJECTS BUDGET	TOTAL BUDGET	YTD EXPENDED	YTD ENCUMBERED	YTD UNENCUM
0541	PALM VALLEY ACADEMY						
	EXISTING CONDITIONS		\$30,000	\$30,000			\$30,000
	NEW CONSTRUCTION	\$11,449,101		\$11,449,101	\$3,303,201	\$1,143,140	\$7,002,760
	START-UP EQUIPMENT	\$2,591,117		\$2,591,117	\$2,352,411	\$30,251	\$208,455
	SUBTOTAL	\$14,040,218	\$30,000	\$14,070,218	\$5,655,612	\$1,173,391	\$7,241,215
9061	MEDIA SERVICES/FULLERWOOD						
	EXISTING CONDITIONS	\$75,297	\$78,000	\$153,297		\$119,620	\$33,677
	MAINTENANCE	\$85,166	\$52,000	\$137,166			\$137,166
	SUBTOTAL	\$160,463	\$130,000	\$290,463	\$0	\$119,620	\$170,843
9721	DISTRICT ADMIN BUILDINGS						
	EQUIPMENT PURCHASES	\$30,041		\$30,041	\$3,681		\$26,360
	EXISTING CONDITIONS	\$134,954	\$40,000	\$174,954		\$9,041	\$165,913
	SITE-BASED MAINTENANCE (095)	\$8,777	\$25,000	\$33,777	\$2,453		\$31,324
	MAINTENANCE	\$24,091	\$52,000	\$76,091			\$76,091
	ROOF REPAIR		\$200,000	\$200,000			\$200,000
	HURRICANE DAMAGE REPAIRS	\$70,192		\$70,192	\$39,195	\$8,850	\$22,147
	CONTINUING PROJECTS (900)	\$38,844		\$38,844	\$13,082	\$120	\$25,642
	SUBTOTAL	\$306,899	\$317,000	\$623,899	\$58,411	\$18,011	\$547,477
9730	HUMAN RESOURCES						
	EQUIPMENT PURCHASES	\$7,116		\$7,116	\$6,096	\$1,020	\$0
	SUBTOTAL	\$7,116	\$0	\$7,116	\$6,096	\$1,020	\$0

CAPITAL OUTLAY PROJECTS REPORT AS OF 12/31/18

FAC. #	FACILITY/ PROJECT	CARRY FORWARD BUDGET	NEW PROJECTS BUDGET	TOTAL BUDGET	YTD EXPENDED	YTD ENCUMBERED	YTD UNENCUM
9740	FACILITIES PLANNING/OPERATIONS						
	EQUIPMENT PURCH DISTRICT WIDE	\$66,288	\$70,356	\$136,644	\$6,880		\$129,764
	EXISTING CONDITIONS	\$74,792	\$20,000	\$94,792	\$5,940		\$88,852
	MAINTENANCE	\$43,000		\$43,000			\$43,000
	SREF DEFICIENCIES (054)	\$225,000		\$225,000			\$225,000
	DISTRICT WIDE - OTHER PROJECTS	\$6,516,670	\$529,565	\$7,046,235	\$15,026		\$7,031,209
	SAFETY INSPECTIONS	\$1,013,772	\$200,000	\$1,213,772	\$46,507	\$110,048	\$1,057,217
	MIDDLE SCHOOL "JJ"	\$1,917,051	\$510,956	\$2,428,007			\$2,428,007
	PROPORTIONATE SHARE MITIGATION	\$30,691,118		\$30,691,118			\$30,691,118
	AED REPLACEMENT		\$60,000	\$60,000			\$60,000
	HIGH SCHOOL "HHH"	\$5,743,659	\$6,126,903	\$11,870,562			\$11,870,562
	TECHNOLOGY DISTRICT WIDE	\$3,848,908	\$2,337,835	\$6,186,743	\$2,473,361	\$1,045,819	\$2,667,563
	LAND DEVELOPMENT	\$3,947		\$3,947			\$3,947
	RELOCATABLES - FURNISHINGS	\$4,967		\$4,967			\$4,967
	FUTURE SCHOOL EXPANSIONS	\$2,279,431	\$6,500,000	\$8,779,431			\$8,779,431
	GENERATORS		\$750,000	\$750,000			\$750,000
	TWIN CREEKS BUS DEPOT		\$500,000	\$500,000			\$500,000
	FENCING - DISTRICT WIDE	\$179,232	\$100,000	\$279,232			\$279,232
	SECURITY CAMERAS AND DOORS	\$479,140	\$2,595,993	\$3,075,133	\$1,061		\$3,074,072
	R.A.N. PRINCIPAL & INTEREST PYMT		\$3,178,191	\$3,178,191	\$188,851		\$2,989,340
	RESERVES	\$280,034		\$280,034			\$280,034
	TRANSFER TO DEBT SERVICE		\$16,086,673	\$16,086,673	\$1,429,821		\$14,656,852
	TRANSFER TO R.A.N.		\$3,178,191	\$3,178,191	\$188,851		\$2,989,340
	TRANSFERS TO OPERATING		\$5,669,138	\$5,669,138	\$4,267,770		\$1,401,368
	SUBTOTAL	\$53,367,009	\$48,413,801	\$101,780,810	\$8,624,068	\$1,155,867	\$92,000,875
9752	PURCHASING/PROPERTY						
	EQUIPMENT PURCHASES	\$3,663		\$3,663			\$3,663
	EXISTING CONDITIONS	\$4,505		\$4,505			\$4,505
	SUBTOTAL	\$8,168	\$0	\$8,168	\$0	\$0	\$8,168
9780	TRANSPORTATION						
	EXISTING CONDITIONS	\$50,001	\$60,000	\$110,001			\$110,001
	MAINTENANCE	\$27,581		\$27,581			\$27,581
	CONTINUING PROJECTS	\$3,152		\$3,152			\$3,152
	SCHOOL BUS GPS TECHNOLOGY	\$80,761	\$111,220	\$191,981	\$70,966	\$53,547	\$67,468
	MOTOROLA RADIO ENHANCEMENT SYSTEM	\$3,617		\$3,617			\$3,617
	SECURITY IMPROVEMENTS - FENCING	\$26,196		\$26,196	\$25,665		\$531
	TRANSP GARAGE FLOOR RESURFACING		\$40,375	\$40,375			\$40,375
	BUSES/VEHICLES	\$499,604	\$3,275,386	\$3,774,990	\$12,650	\$3,494,057	\$268,283
	SUBTOTAL	\$690,912	\$3,486,981	\$4,177,893	\$109,281	\$3,547,604	\$521,008

CAPITAL OUTLAY PROJECTS REPORT AS OF 12/31/18

FAC. #	FACILITY/ PROJECT	CARRY FORWARD BUDGET	NEW PROJECTS BUDGET	TOTAL BUDGET	YTD EXPENDED	YTD ENCUMBERED	YTD UNENCUM
9810	MAINTENANCE						
	EXISTING CONDITIONS	\$213,000	\$20,000	\$233,000			\$233,000
	SITE-BASED MAINTENANCE	\$5,907		\$5,907			\$5,907
	MAINTENANCE	\$35,000	\$37,000	\$72,000			\$72,000
	RELOCATABLE SET-UP (183)	\$3,214,910	\$1,000,000	\$4,214,910	\$327,282	\$17,690	\$3,869,938
	SREF DEFICIENCIES (054)	\$384,861	\$150,000	\$534,861	\$69,915	\$45,727	\$419,219
	WETLANDS (180)	\$119,125	\$25,000	\$144,125	\$6,341	\$12,682	\$125,102
	VEHICLES	\$176,950	\$150,000	\$326,950		\$52,401	\$774,549
	ENVIRONMENTAL/REMEDICATION (181)	\$526,063	\$125,000	\$651,063	\$11,067	\$12,827	\$627,169
	ROOFING PROJECTS (182)	\$897,046	\$300,000	\$1,197,046	\$37,334	\$12,882	\$1,146,830
	ENERGY MANAGEMENT PROGRAM (960)	\$300,716	\$75,000	\$375,716	\$56,943	\$4,754	\$314,019
	ENERGY EFFICIENCY PROGRAM (980)	\$57,555		\$57,555			\$57,555
	MISC. SCHOOL UPGRADES (990)	\$90,505	\$75,000	\$165,505	\$34,834	\$7,818	\$122,853
	HVAC REPLACEMENTS (940)	\$844,864	\$500,000	\$1,344,864	\$79,111	\$181,455	\$1,084,298
	CHILLER UPGRADES (930)	\$1,011,610	\$500,000	\$1,511,610	\$630,062	\$65,197	\$816,351
	GENERATOR INSPECTIONS/REPAIRS (965)	\$938,379	\$100,000	\$1,038,379	\$23,229	\$42,787	\$972,363
	UPGRADE ATHLETIC TRACKS (970)	\$23,729		\$23,729			\$23,729
	CEILING & LIGHT REPLACEMENTS (950)	\$977,315	\$300,000	\$1,277,315	\$20,036		\$1,257,279
	PARKING LOT LIGHTS (955)	\$202,639	\$100,000	\$302,639	\$6,549	\$49,785	\$246,305
	MAINTENANCE DEPART EQUIPMENT (900)	\$580,909	\$100,000	\$680,909			\$680,909
	DISTRICT WIDE PROJECTS (900)	\$2,069,702		\$2,069,702	\$33,971	\$2	\$2,035,729
	SUBTOTAL	\$12,670,785	\$3,557,000	\$16,227,785	\$1,336,674	\$506,007	\$14,385,104
	GRAND TOTAL	\$127,313,294	\$70,395,096	\$197,708,390	\$32,893,418	\$23,420,007	\$141,394,965