

Joseph G. Joyner, Ed.D.
Superintendent



MEMORANDUM

TO: Members of the School Board

FROM: Joseph G. Joyner, Ed.D., Superintendent of Schools

SUBJECT: Request for Acceptance of the Capital Projects Status Report

DATE: June 11, 2013

Background Information: The Facilities and Operations Department prepares the Capital Projects Status Report to provide summary information and updates to the Board on the status of capital projects. The report is divided into six sections: 1) Executive Summary; 2) Projects in the Planning Stage; 3) Major Projects Under Construction; 4) Minor Capital Improvement Projects; 5) Projects in Close-out/Final Stage; and 6) Financial Information.

Strategic Plan Impact: Monthly report.

Educational Impact: Monthly report.

Fiscal Impact: Projects as identified in the District's Five-Year Building Plan, Existing Conditions Report and the District's Capital Outlay Budget.

Recommendation: Acceptance of the Capital Projects Status Report.

Action Required: Approval of Superintendent's recommendation.

Drafted and submitted for approval by: Paul Rose, Executive Director for Facilities & New Construction.

Respectfully submitted,

A handwritten signature in blue ink, appearing to read "Tim Forson", written over a horizontal line.

Tim Forson, Deputy Superintendent for Operations

A handwritten signature in blue ink, appearing to read "Joseph G. Joyner", written over a horizontal line.

Joseph G. Joyner, Ed.D., Superintendent of Schools

ST. JOHNS COUNTY SCHOOL DISTRICT

CAPITAL PROJECTS STATUS REPORT

MAY 2013

Section 1.

CAPITAL PROJECTS STATUS REPORT – MAY 2013

Executive Summary

The Facilities Department staff is implementing the current capital projects identified in the Educational Plant Survey and the Five-Year Facilities Work Plan. The Architectural Consultant Services contract for a New Prototype K-8 School was awarded to Tercilla Courtemanche Architects and the final design of the District's new prototype K-8 school is complete. The District has determined to simultaneously execute two K-8 school projects ("HH" and "II"); one in the Northwest ("HH") and one in the Northeast ("II"). Additional information for these construction projects can be found in Sections 2 and 3.

Other projects identified in the Capital Outlay Budget are being implemented, executed and completed including: roof repairs and replacements; elementary and middle school security improvements; miscellaneous school site improvements; building/energy management system upgrades; and, various other ongoing maintenance projects.

The Capital Projects Status report is divided into six sections:

1. Executive Summary
2. Projects in the Planning Stage
3. Major Projects Under Construction
4. Minor Capital Improvement Projects
5. Projects in Close-out/Final Stage
6. Financial Information

The District is in various stages of planning, designing and construction of several major construction projects as identified in the Educational Plant Survey and the 2012 Five-Year Facilities Work Plan as approved by the School Board.

The Capital Projects Status Report also includes Section 4 referred to as "Minor Capital Improvement Projects" and identifies projects at individual schools that were approved in the Capital Outlay Budget.

Section 6 is "Financial Information" and includes the 2012-2013 Capital Outlay Budget as approved in September 2012 (page 9 of the Capital Outlay Summary Budget) and the current financial report.

Section 2.

CAPITAL PROJECTS STATUS REPORT – MAY 2013

Projects in the Planning Stage

- ♦ No major projects at this time.


Section 3.

CAPITAL PROJECTS STATUS REPORT – MAY 2013

Major Projects Under Construction

- ♦ New K-8 School “HH”

- ♦ New K-8 School “II”



St. Johns County School District Capital Projects Program May 2013 Report

Project: New K-8 School "HH"

Background/Scope: The St. Johns County School District's current Five-Year Work Plan and Educational Plant Survey include a new K-8 School in northwest St. Johns County (Durbin Crossing DRI). The project was awarded at the February 2013 School Board Meeting. New K-8 School "HH" is an approximately 157,000 s.f., 1,210 student station, 58-classroom new school which is being constructed to Green Building Standards. Final completion is targeted for summer 2014. Change Order #1 will be presented for approval at the June Board Meeting.

Architect: Tercilla Courtemanche Architects, Inc.

Contractor: Elkins Constructors, Inc.

Project Manager: Dennis Ramharry


Contract Amounts:	Award Amount:	\$21,797,000.00
	Change Order #1	<\$3,276,708.81>
	Current Contract Amount	\$18,520,291.19

Direct Purchases:	Total Owner Direct Purchases	\$3,069,575.69
	Total Tax Savings	\$184,174.54

Critical Dates:	Contract Award	02/12/13
	Notice to Proceed	02/15/13
	Substantial Completion	05/30/14
	Final Completion	06/30/14

Schedule: 10%

Status/Comments: The building pad and playfield fill installation is complete. Fill for parking areas and around remainder of the site is progressing. Footings, site utilities, plumbing and electrical rough-ins are progressing. Project groundbreaking was held on 5/20/13.



Footings - 5/20/13



Groundbreaking - 5/20/13



STATUS REPORT

DATE: May 16, 2013

TO: Paul Rose, Executive Director for Facilities and New Construction

PROJECT: New K-8 School "HH"
St. Johns County School District
St. Augustine, Florida
District Bid #2012-33
Architects Project No. 211064.00
Monthly Status Report No. 4

GENERAL
CONTRACTOR: Elkins Constructors, Inc.


CURRENT STATUS:

General/Site

1. The building pad has been completed.
2. The settlement monitoring of the building pad surcharge is complete.
3. The storm piping and storm structures are in the process of being installed.
4. The entire site fill installation is nearing completion.
5. The construction trailers have been placed on site.
6. The foundations are approximately 40% complete.
7. The project is approximately 10% complete.

c: Dennis Ramharry, St. Johns County School District





St. Johns County School District Capital Projects Program May 2013 Report

Project: New K-8 School "II"

Background/Scope: The St. Johns County School District's current Five-Year Work Plan and Educational Plant Survey include a new K-8 School in northeast St. Johns County (Nocatee DRI). The project was awarded at the March 2013 School Board Meeting. New K-8 School "II" is an approximately 157,000 s.f., 1,210 student station, 58-classroom new school which is being constructed to Green Building Standards. Final completion is targeted for summer 2014. Change Order #1 will be presented for approval at the June Board Meeting.

Architect: Tercilla Courtemanche Architects, Inc.

Contractor: Elkins Constructors, Inc.

Project Manager: Stan Reddish

Contract Amounts:	Award Amount:	\$21,129,000.00
	Change Order #1	<\$3,223,809.28>
	Current Contract Amount	\$17,905,190.72

Direct Purchases:	Total Owner Direct Purchases	\$3,041,329.51
	Total Tax Savings	\$182,479.77

Critical Dates:	Contract Award	03/12/13
	Notice to Proceed	03/19/13
	Substantial Completion	05/30/14
	Final Completion	06/30/14

Schedule: 5%

Status/Comments: The site is completely cleared. The building pad is installed and footers have been started. Site fill is on-going. Construction trailers have been installed. Project groundbreaking was held on 5/20/13.




Aerial View - 5/6/2013



Groundbreaking - 5/20/2013

Change Order #1 included only owner direct purchases



STATUS REPORT

DATE: May 16, 2013

TO: Paul Rose, Executive Director for Facilities and New Construction

PROJECT: New K-8 School "II"
St. Johns County School District
St. Augustine, Florida
District Bid #2013-02
Architects Project No. 212074.00
Monthly Status Report No. 3

GENERAL
CONTRACTOR: Elkins Constructors, Inc.

CURRENT STATUS:

General/Site

1. The silt and construction fences have been installed.
2. The site is cleared and stripped.
3. The building pad has been excavated and structural fill has been installed.
4. The construction trailers have been placed on site.
5. The site fill installation is in process.
6. The project is approximately 5% complete.

c: Stan Reddish, St. Johns County School District



Section 4.

CAPITAL PROJECTS STATUS REPORT – MAY 2013

Minor Capital Improvement Projects

- ♦ Minor Capital Improvements Projects Report Spreadsheet attached

**MINOR CAPITAL IMPROVEMENTS PROJECTS
MONTHLY CONSTRUCTION STATUS REPORT
JUNE 2013**

Project	Location	Project Manager/POC	Architect / Engineer	Contract Award Date	Contractor	Project Amount (*)	Completion Date (Est./Act)	Projects Status / Remarks
Upgrades to Water & Sewer System	Webster	Dennis Ramharry	MV Cummings	5/14/13	R. B. Gay Construction Co. Inc.	\$126,145	August 2013	Upgrades and repairs to this system to preserve the facility and to extend facility service life. Project will be accomplished over the summer.
Roof Upgrades	Julington Creek Rawlings SAHS	Stan Reddish Stan Reddish Dennis Ramharry	A/R/C	5/14/13 5/14/13 6/11/13	BBG Contracting Group, Inc. Advanced Roofing, Inc. TBD	\$375,799 \$161,081 \$721,000	August 2013	Upgrades and repairs to these roofing systems to preserve the facility and to extend the roof and facility service life. Contracts were awarded in May for: Julington Creek ES and PV/Rawlings ES. St. Augustine HS bid was rejected and will be rebid and scheduled to be approved at the June School Board Meeting. All work to be accomplished over the summer.
HVAC Upgrades	Nease	Shane Walton	Matern Professional Engineering	June 2011	WW Gay Mechanical Contractor	\$2,3000,000	Various	Phase 3 and Phase 4 renovations are in progress. Upgrading is necessary as the system is 30 + years old and is no longer effective or energy efficient. Project is proceeding.
ES Security Entrance Doors	PV/Rawlings Cunningham Creek Mill Creek R. B. Hunt	Stan Reddish	N/A	Various	Duval Glass Duval Glass Freida Window Maintenance	\$11,645 \$4,185 \$4,020 TBD	Various	Install storefront type door system in corridor just past the administration area to improve facility security and visitor control at our Elementary Schools. R. B. Hunt ES will be completed by this summer.

*Project amount includes all applicable construction contract amounts, architect and engineer fees, and Owner Direct Purchases costs

**MINOR CAPITAL IMPROVEMENTS PROJECTS
MONTHLY CONSTRUCTION STATUS REPORT
JUNE 2013**

Completed / Closed -Out Projects								
Project	Location	Project Manager/POC	Architect / Engineer	Contract Award Date	Contractor	Project Amount (*)	Completion Date (Est./Act)	Projects Status / Remarks
Upgrade Roofs at Various Schools	Crookshank St. Augustine Webster	Dennis Ramharry Stan Reddish	A/R/C	5/15/12	Advanced Roofing, Inc. R & R Industries, Inc. Advanced Roofing, Inc.	\$448,825 \$671,264 \$341,324	August 2012	Upgrades and repairs to these roofing systems to preserve the facility and to extend the roof and facility service life. Bids were approved at the May School Board Meeting. Projects are complete.
Replace Lift Stations	Mill Creek Nease ☐	Dennis Ramharry Stan Reddish	CPH Engineering	5/15/12	AC General, Inc.	\$175,000	August 2012	Upgrades and repairs to these lift stations to preserve the facility and to have a reliable sanitary system. Bid was approved at the May School Board meeting. Projects are complete.
MS Security Store Front Doors	Fruit Cove Landrum Murray Gamble Rogers Sebastian Switzerland Pt.	Stan Reddish	N/A	Various	Contractors Glass, Inc. Duval Glass & Mirror, Inc.	\$62,147	August 2012	Install storefront type door system in corridor just past the administration area to improve facility security and visitor control at our Middle Schools. Security store front doors have been installed at all locations. Project complete.
Upgrade Chiller Piping	Murray	Joe Lewis	N/A	March 2012	WW Gay Mechanical Contractor	\$152,831	July 2012	Replacement of the chiller piping is necessary due to age and condition of piping. Project is complete.
Upgrade Boiler	Murray	Joe Lewis	N/A	March 2012	WW Gay Mechanical Contractor	\$58,039	July 2012	Replacement of the boilers is necessary as that they are 30 + years old and are no longer effective or energy efficient. Project is complete.
Upgrade kitchen hood system	Murray	Joe Lewis	N/A	Feb 2012	WW Gay Mechanical Contractor	\$6,241	July 2012	The fans located in the kitchen hood system have been rejected. Project is complete.

Section 5.

CAPITAL PROJECTS STATUS REPORT – MAY 2013

Projects in Close-Out/Final Stage

Completed Projects

Final acceptance of the following projects were completed this fiscal year:

- ♦ **Palencia Elementary School (“L”) (Northeast)** - (Board Final Acceptance 11-13-12).
[Note: for additional information on this project, please refer to the report for the month final acceptance was taken.]

Section 6.

CAPITAL PROJECTS STATUS REPORT – MAY 2013

Financial Information

- ♦ 2012-2013 Capital Outlay Budget
- ♦ Financial Report

**ST. JOHNS COUNTY SCHOOL DISTRICT
CAPITAL OUTLAY BUDGET 2012-2013**

FACILITY NAME:	CONTINUING PROJECTS 2012-2013	NEW PROJECTS 2012-2013	EQUIPMENT PURCHASES* 2012-2013	DISTRICT-WIDE MAINTENANCE** 2012-2013	TOTAL
Crookshank	\$567,818.00	\$0.00	\$11,450.00	\$0.00	\$579,268.00
Cunningham Creek	\$61,994.00	\$0.00	\$13,485.00	\$0.00	\$75,479.00
Durbin Creek	\$112,388.00	\$0.00	\$12,547.00	\$0.00	\$124,935.00
Hartley	\$1,539,308.00	\$0.00	\$11,125.00	\$0.00	\$1,550,433.00
Hickory Creek	\$1,457,925.00	\$0.00	\$9,244.00	\$0.00	\$1,467,169.00
R. B. Hunt	\$41,478.00	\$0.00	\$11,405.00	\$0.00	\$52,883.00
Julington Creek	\$252,888.00	\$0.00	\$13,728.00	\$0.00	\$266,616.00
Ketterlinus	\$4,913.00	\$0.00	\$8,860.00	\$0.00	\$13,773.00
Mason	\$203,041.00	\$0.00	\$10,895.00	\$0.00	\$213,936.00
Mill Creek	\$1,909,309.00	\$0.00	\$13,590.00	\$0.00	\$1,922,899.00
Ocean Palms	\$211,747.00	\$0.00	\$12,125.00	\$0.00	\$223,872.00
Osceola	\$648,656.00	\$0.00	\$13,475.00	\$0.00	\$662,131.00
Palencia ("L")	\$7,269,016.00	\$0.00	\$0.00	\$0.00	\$7,269,016.00
PV-PV/Rawlings	\$238,982.00	\$0.00	\$17,525.00	\$0.00	\$256,507.00
South Woods	\$185,473.00	\$0.00	\$8,684.00	\$0.00	\$194,157.00
Timberlin Creek	\$753,706.00	\$0.00	\$11,720.00	\$0.00	\$765,426.00
Wards Creek	\$691,605.00	\$0.00	\$11,148.00	\$0.00	\$702,753.00
Webster	\$698,932.00	\$0.00	\$10,785.00	\$0.00	\$709,717.00
Fruit Cove Middle	\$528,771.00	\$0.00	\$16,604.00	\$0.00	\$545,375.00
Landrum	\$402,300.00	\$0.00	\$18,015.00	\$0.00	\$420,315.00
Murray	\$460,575.00	\$0.00	\$13,600.00	\$0.00	\$474,175.00
Pacetti Bay	\$68,228.00	\$0.00	\$13,516.00	\$0.00	\$81,744.00
Gamble Rogers	\$166,121.00	\$0.00	\$14,195.00	\$0.00	\$180,316.00
Sebastian	\$282,055.00	\$0.00	\$11,450.00	\$0.00	\$293,505.00
Switzerland Point	\$230,258.00	\$0.00	\$17,380.00	\$0.00	\$247,638.00
Liberty Pines (K-8)	\$97,348.00	\$0.00	\$14,760.00	\$0.00	\$112,108.00
New K-8 Transition ("HH")	\$12,597,513.00	\$4,956,557.00	\$0.00	\$0.00	\$17,554,070.00
New K-8 Transition ("II")	\$0.00	\$0.00	\$0.00	\$0.00	\$0.00
Bartram Trail	\$157,163.00	\$0.00	\$19,385.00	\$0.00	\$176,548.00
Creekside	\$626,234.00	\$0.00	\$17,876.00	\$0.00	\$644,110.00
Pedro Menendez	\$270,410.00	\$0.00	\$16,331.00	\$0.00	\$286,741.00
Nease	\$3,660,220.00	\$0.00	\$21,805.00	\$0.00	\$3,682,025.00
Ponte Vedra	\$177,062.00	\$0.00	\$15,448.00	\$0.00	\$192,510.00
SAHS	\$1,404,080.00	\$0.00	\$19,490.00	\$0.00	\$1,423,570.00
St. Johns Technical High School	\$69,289.00	\$0.00	\$7,640.00	\$0.00	\$76,929.00
Hamblen Center/Gaines/Transition	\$254,341.00	\$0.00	\$18,880.00	\$0.00	\$273,221.00
FCTC	\$213,757.00	\$0.00	\$0.00	\$0.00	\$213,757.00
ESE	\$0.00	\$0.00	\$0.00	\$0.00	\$0.00
District Buildings	\$607,046.00	\$0.00	\$0.00	\$0.00	\$607,046.00
Media /Inservice/Fullerwood	\$67,569.00	\$0.00	\$0.00	\$0.00	\$67,569.00
Purchasing/Property	\$17,790.00	\$0.00	\$0.00	\$0.00	\$17,790.00
Technology Plan	\$1,977,446.00	\$0.00	\$0.00	\$0.00	\$1,977,446.00
Student Services/Yates Center	\$0.00	\$0.00	\$0.00	\$0.00	\$0.00
Transportation	\$1,244,812.00	\$0.00	\$0.00	\$0.00	\$1,244,812.00
Buses/Vehicles	\$1,881,298.00	\$0.00	\$0.00	\$0.00	\$1,881,298.00
Facility	\$0.00	\$0.00	\$0.00	\$0.00	\$0.00
Subtotal	\$3,126,110.00	\$0.00	\$0.00	\$0.00	\$3,126,110.00
Maintenance	\$200,000.00	\$0.00	\$0.00	\$0.00	\$200,000.00
District-Wide	\$3,770,909.00	\$0.00	\$0.00	\$6,500,000.00	\$10,270,909.00
Facility	\$0.00	\$0.00	\$0.00	\$0.00	\$0.00
Subtotal	\$3,970,909.00	\$0.00	\$0.00	\$6,500,000.00	\$10,470,909.00
District-Wide	\$7,938,464.00	\$150,000.00	\$0.00	\$0.00	\$8,088,464.00
Equipment Purchases	\$382,335.00	\$0.00	\$41,834.00	\$0.00	\$424,169.00
Relocatables & Projects	\$2,811,134.00	\$1,000,000.00	\$0.00	\$0.00	\$3,811,134.00
Subtotal	\$11,131,933.00	\$1,150,000.00	\$41,834.00	\$0.00	\$12,323,767.00
Land Purchase - District Wide	\$0.00	\$0.00	\$0.00	\$0.00	\$0.00
Reserves	\$218,623.00	\$0.00	\$0.00	\$0.00	\$218,623.00
COP's Payments (Debt Service)	\$0.00	\$16,600,083.00	\$0.00	\$0.00	\$16,600,083.00
Leased Relocatables-Durbin Creek	\$0.00	\$81,905.00	\$0.00	\$0.00	\$81,905.00
Transfers:	\$0.00	\$0.00	\$0.00	\$0.00	\$0.00
Operating	\$0.00	\$7,669,255.00	\$0.00	\$0.00	\$7,669,255.00
FCTC	\$0.00	\$250,000.00	\$0.00	\$0.00	\$250,000.00
Subtotal	\$0.00	\$7,919,255.00	\$0.00	\$0.00	\$7,919,255.00
TOTAL	\$59,632,330.00	\$30,707,800.00	\$500,000.00	\$6,500,000.00	\$97,340,130.00

*The "Equipment Purchases" column consists of \$500,000 of reallocated carry forward funds.

**The "District-Wide Maintenance" column consists of \$1,498,752 new allocation and \$5,001,248 of reallocated carry forward funds and includes Existing Conditions, Capital Outlay Maintenance and Additional District-Wide Capital Projects.

CAPITAL OUTLAY PROJECTS REPORT AS OF 4/30/13

FAC. #	FACILITY/ PROJECT	CONTINUING PROJECTS BUDGET	NEW PROJECTS BUDGET	TOTAL BUDGET	YTD EXPENDED	YTD ENCUMBERED	YTD UNENCUM
0021	CROOKSHANK						
	EQUIPMENT PURCHASES	\$11,450		\$11,450	\$11,450	\$0	\$0
	EXISTING CONDITIONS	\$7,000		\$7,000	\$7,000		\$0
	SCHOOL-BASED MAINTENANCE	\$5,376		\$5,376			\$5,376
	UPGRADE WINDOWS	\$1,472		\$1,472			\$1,472
	SECURITY CAMERAS	\$5,303		\$5,303		\$5,303	\$0
	EMS INSTALLATION/UPGRADE	\$2,994		\$2,994			\$2,994
	UPGRADE ROOF	\$512,640		\$512,640	\$412,582		\$100,058
	SUBTOTAL	\$546,235	\$0	\$546,235	\$431,032	\$5,303	\$109,900
0032	HAMBLEN CENTER (formerly Gaines)						
	EQUIPMENT PURCHASES	\$13,999		\$13,999	\$10,444		\$3,555
	EXISTING CONDITIONS	\$13,976		\$13,976	\$8,500	\$3,375	\$2,101
	MAINTENANCE	\$1,635		\$1,635			\$1,635
	SECURITY CAMERAS	\$5,655		\$5,655	\$5,655		\$0
	SCHOOL-BASED MAINTENANCE	\$5,965		\$5,965	\$3,390		\$2,575
	SUBTOTAL	\$41,230	\$0	\$41,230	\$27,989	\$3,375	\$9,866
0033	ST JOHNS TECHNICAL HIGH SCHOOL						
	EQUIPMENT PURCHASES	\$7,640		\$7,640	\$1,863	\$5,316	\$462
	EXISTING CONDITIONS	\$76,313		\$76,313	\$40,481	\$18,626	\$17,206
	SCHOOL-BASED MAINTENANCE	\$4,446		\$4,446	\$4,000		\$446
	SUBTOTAL	\$88,399	\$0	\$88,399	\$46,344	\$23,942	\$18,114
0061	SJC TRANSITION PROGRAM						
	SCHOOL BASED MAINTENANCE	\$1,250		\$1,250	\$1,152		\$98
	EQUIPMENT PURCHASES	\$18,490		\$18,490		\$6,350	\$12,140
	SUBTOTAL	\$19,740	\$0	\$19,740	\$1,152	\$6,350	\$12,238
0091	KETTERLINUS						
	EQUIPMENT PURCHASES	\$8,860		\$8,860	\$1,823		\$7,037
	EXISTING CONDITIONS	\$6,000		\$6,000	\$6,000		\$0
	MAINTENANCE	\$40,000		\$40,000	\$3,513		\$36,487
	SCHOOL-BASED MAINTENANCE	\$5,359		\$5,359		\$4,284	\$1,075
	SUBTOTAL	\$60,219	\$0	\$60,219	\$11,336	\$4,284	\$44,599

CAPITAL OUTLAY PROJECTS REPORT AS OF 4/30/13

FAC. #	FACILITY/ PROJECT	CONTINUING PROJECTS BUDGET	NEW PROJECTS BUDGET	TOTAL BUDGET	YTD EXPENDED	YTD ENCUMBERED	YTD UNENCUM
0161	R. B. HUNT ELEMENTARY						
	EQUIPMENT PURCHASES	\$16,408		\$16,408	\$11,946	\$2,303	\$2,159
	EXISTING CONDITIONS	\$28,000		\$28,000		\$9,922	\$18,079
	SCHOOL-BASED MAINTENANCE	\$7,563		\$7,563		\$1,956	\$5,606
	CONTINUING PROJECTS	\$6,033		\$6,033		\$6,033	\$0
	SUBTOTAL	\$58,003	\$0	\$58,003	\$11,946	\$20,213	\$25,844
0171	MURRAY MIDDLE						
	EQUIPMENT PURCHASES	\$13,600		\$13,600	\$13,600		\$0
	EXISTING CONDITIONS	\$141,754		\$141,754	\$86,304	\$21,431	\$34,020
	MAINTENANCE	\$8,000		\$8,000			\$8,000
	SCHOOL-BASED MAINTENANCE	\$17,643		\$17,643	\$13,212	\$3,940	\$491
	UPGRADE BOILER/KITCHEN HOOD	\$141,274		\$141,274	\$45,442		\$95,832
	SECURITY CAMERA	\$5,878		\$5,878		\$5,878	\$0
	CHILLER PIPING	\$123,584		\$123,584	\$80,019		\$43,565
	SUBTOTAL	\$451,734	\$0	\$451,734	\$238,577	\$31,249	\$181,908
0181	SAHS						
	EQUIPMENT PURCHASE	\$26,973		\$26,973	\$26,973		\$0
	EXISTING CONDITIONS	\$302,662		\$302,662	\$64,045	\$9,174	\$229,443
	MAINTENANCE	\$70,000		\$70,000	\$52,480		\$17,520
	SCHOOL-BASED MAINTENANCE	\$10,882		\$10,882	\$9,276		\$1,606
	WEIGHT ROOM	\$12,396		\$12,396			\$12,396
	UPGRADE ROOF	\$1,647,627		\$1,647,627	\$451,284	\$18,527	\$1,177,815
	UPGRADE COURTYARDS	\$80,000		\$80,000	\$4,750		\$75,250
	EMS INSTALLATION / UPGRADE	\$3,752		\$3,752			\$3,752
	REPIPING & UPGRADE WATER LINES	\$135,047		\$135,047		\$2,904	\$132,143
	UPGRADE WINDOWS	\$4,989		\$4,989			\$4,989
	UPGRADE FENCING & LOCKERS (00900)	\$11,991		\$11,991			\$11,991
	SUBTOTAL	\$2,306,317	\$0	\$2,306,317	\$608,807	\$30,605	\$1,666,905
0201	WEBSTER						
	EQUIPMENT PURCHASES	\$10,785		\$10,785	\$3,140	\$6,312	\$1,334
	EXISTING CONDITIONS	\$99,995		\$99,995	\$22,351	\$2,626	\$75,018
	MAINTENANCE	\$8,000		\$8,000			\$8,000
	SCHOOL-BASED MAINTENANCE	\$6,000		\$6,000	\$1,776	\$4,224	\$0
	SITE IMPROVEMENTS	\$11,241		\$11,241	\$675	\$3,969	\$6,597
	UPGRADE ROOF	\$483,137		\$483,137	\$307,793	\$15,220	\$160,124
	UPGRADE WINDOWS	\$101,165		\$101,165	\$1,455		\$99,710
	UPGRADE PLUMBING	\$375,000		\$375,000			\$375,000
	SUBTOTAL	\$1,095,323	\$0	\$1,095,323	\$337,190	\$32,351	\$725,782

OCI Page 19 of 27

CAPITAL OUTLAY PROJECTS REPORT AS OF 4/30/13

FAC. #	FACILITY/ PROJECT	CONTINUING PROJECTS BUDGET	NEW PROJECTS BUDGET	TOTAL BUDGET	YTD EXPENDED	YTD ENCUMBERED	YTD UNENCUM
0241	JULINGTON CREEK ELEMENTARY						
	EQUIPMENT PURCHASES	\$13,728		\$13,728	\$2,625	\$11,103	\$0
	EXISTING CONDITIONS	\$4,000		\$4,000	\$4,000		\$0
	SCHOOL-BASED MAINTENANCE	\$15,951		\$15,951		\$3,291	\$12,660
	EMS INSTALLATION/UPGRADE	\$34,800		\$34,800	\$34,800		\$0
	ROOF REPAIRS		\$197,000	\$197,000	\$11,424	\$25,634	\$159,943
	CONTINUING PROJECTS	\$14,123		\$14,123		\$14,115	\$8
	SUBTOTAL	\$82,601	\$197,000	\$279,601	\$52,849	\$54,142	\$172,610
0251	NEASE HIGH SCHOOL						
	EQUIPMENT PURCHASES	\$21,805		\$21,805	\$16,074		\$5,731
	EXISTING CONDITIONS	\$323,997		\$323,997	\$92,002	\$9,813	\$222,182
	MAINTENANCE	\$19,885		\$19,885	\$11,493		\$8,392
	SCHOOL-BASED MAINTENANCE	\$18,666		\$18,666	\$4,890		\$13,776
	UPGRADE BLEACHERS	\$29		\$29			\$29
	RENOVATE PAC	\$10,735		\$10,735			\$10,735
	LIFT STATIONS	\$177,222		\$177,222	\$117,310		\$59,912
	UPGRADE FENCING	\$28,019		\$28,019			\$28,019
	UPGRADE PAINTING	\$341,752		\$341,752			\$341,752
	DINING ROOM RENOVATIONS	\$218,598		\$218,598		\$103,651	\$114,946
	UPGRADE HVAC SYSTEM	\$2,468,332		\$2,468,332	\$2,004,323	\$88,866	\$375,144
	UPGRADE CHILL WATER LINES	\$34,498		\$34,498	\$23,697		\$10,801
	REPLACE AIR COND IN PAC(00900)	\$45,672		\$45,672			\$45,672
	SUBTOTAL	\$3,709,210	\$0	\$3,709,210	\$2,269,789	\$202,330	\$1,237,092
0261	HARTLEY ELEMENTARY						
	EQUIPMENT PURCHASES	\$19,959		\$19,959	\$19,959		\$0
	EXISTING CONDITIONS	\$75,000		\$75,000	\$31,636	\$37,887	\$5,477
	SCHOOL-BASED MAINTENANCE	\$5,931		\$5,931	\$931	\$4,231	\$769
	ELEMENTARY EXPANSION	\$89,132		\$89,132	\$2,646	\$4,980	\$81,506
	SUBTOTAL	\$190,022	\$0	\$190,022	\$55,172	\$47,098	\$87,752

CAPITAL OUTLAY PROJECTS REPORT AS OF 4/30/13

FAC. #	FACILITY/ PROJECT	CONTINUING PROJECTS BUDGET	NEW PROJECTS BUDGET	TOTAL BUDGET	YTD EXPENDED	YTD ENCUMBERED	YTD UNENCUM
0301	SEBASTIAN MIDDLE						
	EQUIPMENT PURCHASE	\$11,450		\$11,450	\$5,447		\$6,003
	EXISTING CONDITIONS	\$265,846		\$265,846	\$73,137	\$6,603	\$186,107
	MAINTENANCE	\$51,909		\$51,909	\$35,491		\$16,418
	SCHOOL-BASED MAINTENANCE	\$26,062		\$26,062	\$22,038	\$846	\$3,178
	STOREFRONT DOORS	\$10,000		\$10,000	\$10,000		\$0
	SUBTOTAL	\$365,267	\$0	\$365,267	\$146,112	\$7,449	\$211,707
0311	LANDRUM MIDDLE						
	EQUIPMENT PURCHASES	\$26,785		\$26,785	\$23,401	\$3,385	\$0
	EXISTING CONDITIONS	\$127,899		\$127,899	\$16,986	\$9,813	\$101,099
	SCHOOL-BASED MAINTENANCE	\$7,861		\$7,861	\$957	\$6,904	\$0
	DINING ROOM RENOVATIONS	\$13,647		\$13,647			\$13,647
	SUBTOTAL	\$176,192	\$0	\$176,192	\$41,344	\$20,101	\$114,746
0321	SWITZERLAND POINT MIDDLE						
	EQUIPMENT PURCHASE	\$17,380		\$17,380	\$17,380		\$0
	EXISTING CONDITIONS	\$150,097		\$150,097	\$63,803	\$46,091	\$40,202
	SCHOOL-BASED MAINTENANCE	\$22,480		\$22,480	\$4,245		\$18,235
	STOREFRONT SECURITY DOORS	\$9,999		\$9,999	\$9,999		\$0
	SUBTOTAL	\$199,956	\$0	\$199,956	\$95,427	\$46,091	\$58,437
0331	OSCEOLA ELEMENTARY						
	EQUIPMENT PURCHASE	\$23,165		\$23,165	\$20,335		\$2,830
	EXISTING CONDITIONS	\$66,742		\$66,742	\$2,321	\$31,351	\$33,070
	MAINTENANCE	\$5,000		\$5,000		\$3,513	\$1,487
	SCHOOL-BASED MAINTENANCE	\$30,260		\$30,260	\$10,671		\$19,589
	ELEMENTARY EXPANSION	\$28,226		\$28,226	\$23,182	\$3,623	\$1,421
	SUBTOTAL	\$153,393	\$0	\$153,393	\$56,509	\$38,486	\$58,397
0341	MILL CREEK ELEMENTARY						
	EQUIPMENT PURCHASE	\$20,903		\$20,903	\$20,462		\$441
	EXISTING CONDITIONS	\$51,000		\$51,000	\$8,180	\$39,170	\$3,650
	SCHOOL-BASED MAINTENANCE	\$25,572		\$25,572	\$4,571		\$21,001
	IAQ BASELINE TESTING	\$678		\$678			\$678
	LIFT STATIONS	\$99,998		\$99,998	\$68,784		\$31,214
	SUBTOTAL	\$198,151	\$0	\$198,151	\$101,997	\$39,170	\$56,984

CAPITAL OUTLAY PROJECTS REPORT AS OF 4/30/13

FAC. #	FACILITY/ PROJECT	CONTINUING PROJECTS BUDGET	NEW PROJECTS BUDGET	TOTAL BUDGET	YTD EXPENDED	YTD ENCUMBERED	YTD UNENCUM
0351	RAWLINGS ELEMENTARY						
	EQUIPMENT PURCHASE	\$17,525		\$17,525	\$13,691	\$2,624	\$1,210
	EXISTING CONDITIONS	\$151,690		\$151,690	\$82,556	\$18,592	\$50,542
	ROOF REPAIRS		\$160,000	\$160,000	\$4,185	\$12,522	\$143,293
	MAINTENANCE	\$45,000		\$45,000	\$32,911		\$12,089
	SECURITY DOORS	\$14,835		\$14,835	\$11,645	\$3,183	\$7
	SCHOOL-BASED MAINTENANCE	\$11,772		\$11,772	\$11,239		\$532
	SUBTOTAL	\$240,822	\$160,000	\$400,822	\$156,228	\$36,921	\$207,673
0361	OTIS MASON ELEMENTARY						
	EQUIPMENT PURCHASE	\$10,895		\$10,895		\$829	\$10,066
	EXISTING CONDITIONS	\$11,000		\$11,000	\$3,990		\$7,010
	MAINTENANCE	\$35,000		\$35,000			\$35,000
	SCHOOL-BASED MAINTENANCE	\$19,800		\$19,800	\$1,727	\$1,428	\$16,645
	CONTINUING PROJECTS(00900)	\$3,394		\$3,394	\$2,993		\$401
	SUBTOTAL	\$80,089	\$0	\$80,089	\$8,710	\$2,257	\$69,122
0371	GAMBLE ROGERS MIDDLE						
	EQUIPMENT PURCHASE	\$14,195		\$14,195	\$3,264	\$981	\$9,950
	EXISTING CONDITIONS	\$176,228		\$176,228	\$45,631	\$107,640	\$22,957
	MAINTENANCE	\$9,635		\$9,635			\$9,635
	SCHOOL-BASED MAINTENANCE	\$18,175		\$18,175	\$2,200	\$2,200	\$13,775
	STOREFRONT DOORS	\$9,999		\$9,999	\$9,999		\$0
	SUBTOTAL	\$228,232	\$0	\$228,232	\$61,094	\$110,821	\$56,317
0381	CUNNINGHAM CREEK ELEMENTARY						
	EQUIPMENT PURCHASES	\$13,485		\$13,485	\$13,433		\$52
	MAINTENANCE	\$35,000		\$35,000			\$35,000
	SCHOOL-BASED MAINTENANCE	\$30,564		\$30,564	\$11,562	\$3,022	\$15,980
	CONTINUING PROJECTS(00900)	\$4,185		\$4,185		\$4,185	\$0
	SUBTOTAL	\$83,234	\$0	\$83,234	\$24,995	\$7,207	\$51,032
0391	OCEAN PALMS ELEMENTARY						
	EQUIPMENT PURCHASES	\$12,288		\$12,288	\$12,288		\$0
	EXISTING CONDITIONS	\$82,968		\$82,968	\$12,800	\$6,992	\$63,176
	SCHOOL-BASED MAINTENANCE	\$17,756		\$17,756	\$9,296	\$2,845	\$5,615
	SUBTOTAL	\$113,012	\$0	\$113,012	\$34,384	\$9,837	\$68,791

CAPITAL OUTLAY PROJECTS REPORT AS OF 4/30/13

FAC. #	FACILITY/ PROJECT	CONTINUING PROJECTS BUDGET	NEW PROJECTS BUDGET	TOTAL BUDGET	YTD EXPENDED	YTD ENCUMBERED	YTD UNENCUM
0401	PEDRO MENENDEZ HIGH SCHOOL						
	EQUIPMENT PURCHASE	\$16,331		\$16,331			\$16,331
	EXISTING CONDITIONS	\$562,439		\$562,439	\$143,220	\$24,036	\$395,184
	MAINTENANCE	\$72,142		\$72,142	\$14,124		\$58,018
	SCHOOL-BASED MAINTENANCE	\$21,772		\$21,772	\$12,756		\$9,015
	SUBTOTAL	\$672,684	\$0	\$672,684	\$170,100	\$24,036	\$478,548
0411	BARTRAM TRAIL HIGH SCHOOL						
	EQUIPMENT PURCHASES	\$24,270		\$24,270	\$4,496	\$13,450	\$6,323
	EXISTING CONDITIONS	\$222,394		\$222,394	\$71,760	\$68,367	\$82,267
	MAINTENANCE	\$75,000		\$75,000	\$3,513		\$71,487
	SCHOOL-BASED MAINTENANCE	\$7,513		\$7,513	\$3,100	\$0	\$4,413
	UPGRADE STUCCO IN STAIRWELLS	\$83,000		\$83,000			\$83,000
	SUBTOTAL	\$412,176	\$0	\$412,176	\$82,869	\$81,817	\$247,490
0441	DURBIN CREEK ELEMENTARY						
	EQUIPMENT PURCHASES	\$23,028		\$23,028		\$5,619	\$17,409
	EXISTING CONDITIONS	\$48,000		\$48,000		\$16,206	\$31,794
	MAINTENANCE	\$35,000		\$35,000			\$35,000
	SCHOOL-BASED MAINTENANCE	\$25,946		\$25,946	\$3,601	\$2,999	\$19,346
	SUBTOTAL	\$131,974	\$0	\$131,974	\$3,601	\$24,824	\$103,549
0451	TIMBERLIN CREEK ELEMENTARY						
	EQUIPMENT PURCHASES	\$23,870		\$23,870	\$499		\$23,371
	EXISTING CONDITIONS	\$23,926		\$23,926			\$23,926
	MAINTENANCE	\$35,000		\$35,000			\$35,000
	SCHOOL-BASED MAINTENANCE	\$32,911		\$32,911	\$29,272		\$3,639
	ELEMENTARY EXPANSION	\$4,999		\$4,999			\$4,999
	SUBTOTAL	\$120,707	\$0	\$120,707	\$29,772	\$0	\$90,935
0461	SOUTH WOODS ELEMENTARY						
	EQUIPMENT PURCHASES	\$24,123		\$24,123	\$9,639		\$14,484
	EXISTING CONDITIONS	\$125,233		\$125,233	\$56,595	\$4,999	\$63,639
	MAINTENANCE	\$35,000		\$35,000			\$35,000
	SCHOOL-BASED MAINTENANCE	\$37,165		\$37,165	\$2,350		\$34,815
	SUBTOTAL	\$221,521	\$0	\$221,521	\$68,583	\$4,999	\$147,939
0471	NEW K-8 TRANSITION SCHOOL "HH"						
	NEW PROJECTS	\$17,000	\$30,000,000	\$30,017,000	\$1,363,880	\$23,689,134	\$4,963,986
	SUBTOTAL	\$17,000	\$30,000,000	\$30,017,000	\$1,363,880	\$23,689,134	\$4,963,986

CAPITAL OUTLAY PROJECTS REPORT AS OF 4/30/13

FAC. #	FACILITY/ PROJECT	CONTINUING PROJECTS BUDGET	NEW PROJECTS BUDGET	TOTAL BUDGET	YTD EXPENDED	YTD ENCUMBERED	YTD UNENCUM
0472	LIBERTY PINES ACADEMY						
	EQUIPMENT PURCHASE	\$27,690		\$27,690			\$27,690
	EXISTING CONDITIONS	\$47,198		\$47,198	\$9,562		\$37,636
	MAINTENANCE	\$5,000		\$5,000	\$3,513		\$1,487
	SCHOOL BASED MAINTENANCE	\$6,309		\$6,309			\$6,309
	SUBTOTAL	\$86,197	\$0	\$86,197	\$13,075	\$0	\$73,122
0481	PACETTI BAY MIDDLE						
	EQUIPMENT PURCHASE	\$13,516		\$13,516	\$624	\$4,560	\$8,332
	EXISTING CONDITIONS	\$20,684		\$20,684	\$20,684		\$0
	MAINTENANCE	\$10,980		\$10,980			\$10,980
	SCHOOL BASED MAINTENANCE	\$15,895		\$15,895	\$15,149	\$747	\$0
	SUBTOTAL	\$61,075	\$0	\$61,075	\$36,456	\$5,307	\$19,312
0482	WARDS CREEK ELEMENTARY						
	EQUIPMENT PURCHASE	\$13,855		\$13,855	\$664		\$13,191
	EXISTING CONDITIONS	\$22,534		\$22,534	\$9,942	\$6,160	\$6,432
	MAINTENANCE	\$10,535		\$10,535			\$10,535
	SCHOOL-BASED MAINTENANCE	\$9,204		\$9,204	\$2,290	\$2,946	\$3,968
	CONTINUING PROJECTS	\$179		\$179	\$179		\$0
	SECURITY CAMERA	\$13,814		\$13,814		\$13,814	\$0
	ESE COVERED WALKWAY	\$70,000		\$70,000			\$70,000
	SUBTOTAL	\$140,121	\$0	\$140,121	\$13,075	\$22,920	\$104,126
0491	FRUIT COVE MIDDLE						
	EQUIPMENT PURCHASES	\$16,604		\$16,604	\$9,147	\$506	\$6,951
	EXISTING CONDITIONS	\$85,940		\$85,940	\$24,452	\$4,119	\$57,369
	MAINTENANCE	\$5,000		\$5,000	\$3,513		\$1,487
	SCHOOL-BASED MAINTENANCE	\$11,576		\$11,576	\$10,462		\$1,114
	SECURITY CAMERA	\$3,155		\$3,155		\$3,155	\$0
	INSTALL STOREFRONT DOORS	\$3,634		\$3,634	\$3,634		\$0
	SUBTOTAL	\$125,909	\$0	\$125,909	\$51,207	\$7,781	\$66,921
0492	PONTE VEDRA HIGH SCHOOL						
	EQUIPMENT PURCHASES	\$15,448		\$15,448	\$8,610	\$5,376	\$1,462
	EXISTING CONDITIONS	\$139,447		\$139,447	\$85,613	\$8,797	\$45,037
	MAINTENANCE	\$1,635		\$1,635			\$1,635
	SCHOOL BASED MAINTENANCE	\$8,900		\$8,900	\$5,115	\$2,484	\$0
	CONTINUING PROJECTS	\$1,847		\$1,847	\$1,847		\$0
	SUBTOTAL	\$167,277	\$0	\$167,277	\$101,185	\$16,658	\$49,435

CAPITAL OUTLAY PROJECTS REPORT AS OF 4/30/13

FAC. #	FACILITY/ PROJECT	CONTINUING PROJECTS BUDGET	NEW PROJECTS BUDGET	TOTAL BUDGET	YTD EXPENDED	YTD ENCUMBERED	YTD UNENCUM
0493	CREEKSIDE HIGH SCHOOL						
	EQUIPMENT PURCHASES	\$17,876		\$17,876	\$16,226	\$1,650	\$0
	EXISTING CONDITIONS	\$43,969		\$43,969	\$30,221		\$13,748
	MAINTENANCE	\$1,635		\$1,635			\$1,635
	SECURITY CAMERA	\$10,361		\$10,361		\$10,361	\$0
	SCHOOL BASED MAINTENANCE	\$23,589		\$23,589	\$12,055	\$4,987	\$6,547
	SUBTOTAL	\$97,431	\$0	\$97,431	\$58,503	\$16,998	\$21,930
0501	HICKORY CREEK ELEMENTARY						
	EQUIPMENT PURCHASES	\$9,244		\$9,244	\$7,674		\$1,570
	EXISTING CONDITIONS	\$16,000		\$16,000	\$1,953		\$14,047
	MAINTENANCE	\$35,000		\$35,000			\$35,000
	SCHOOL BASED MAINTENANCE	\$11,861		\$11,861	\$9,683		\$2,178
	SECURITY CAMERAS	\$10,956		\$10,956	\$10,956		\$0
	ELEMENTARY EXPANSION	\$43,779		\$43,779			\$43,779
	SUBTOTAL	\$126,840	\$0	\$126,840	\$30,266	\$0	\$96,574
0502	K-8 NOCATEE "II"						
	CONSTRUCTION PROJECT	\$20,784,955	\$9,606,557	\$30,391,512	\$435,589	\$22,315,711	\$7,640,211
	SUBTOTAL	\$20,784,955	\$9,606,557	\$30,391,512	\$435,589	\$22,315,711	\$7,640,211
0511	PALENCIA ELEMENTARY						
	CONTINUING PROJECTS	\$2,896,324		\$2,896,324	\$2,017,362	\$159,660	\$719,302
	SUBTOTAL	\$2,896,324	\$0	\$2,896,324	\$2,017,362	\$159,660	\$719,302
9061	MEDIA SERVICES/FULLERWOOD						
	EQUIPMENT PURCHASES	\$3,303		\$3,303	\$2,505		\$798
	MAINTENANCE	\$37,189		\$37,189	\$2,189		\$35,000
	CONTINUING PROJECTS (00900)	\$5,785		\$5,785	\$5,785		\$0
	SUBTOTAL	\$46,276	\$0	\$46,276	\$10,479	\$0	\$35,798
9721	ADMIN/YATES CENTER						
	EQUIPMENT PURCHASES	\$134,127		\$134,127	\$15,400		\$118,727
	MAINTENANCE	\$60,050		\$60,050	\$12,694		\$47,356
	EXISTING CONDITIONS	\$31,693		\$31,693		\$8,199	\$23,494
	SITE-BASED MAINTENANCE(00095)	\$30,429		\$30,429	\$9,744		\$20,685
	CONTINUING PROJECTS (00900)	\$183,547		\$183,547			\$183,547
	SUBTOTAL	\$439,846	\$0	\$439,846	\$37,838	\$8,199	\$393,809

CAPITAL OUTLAY PROJECTS REPORT AS OF 4/30/13

FAC. #	FACILITY/ PROJECT	CONTINUING PROJECTS BUDGET	NEW PROJECTS BUDGET	TOTAL BUDGET	YTD EXPENDED	YTD ENCUMBERED	YTD UNENCUM
9730	HUMAN RESOURCES						
	CONTINUING PROJECTS(00900)	\$895		\$895	\$362		\$533
	EQUIPMENT PURCHASE	\$924		\$924	\$823		\$102
	SUBTOTAL	\$1,819	\$0	\$1,819	\$1,185	\$0	\$634
9740	FACILITIES PLANNING/OPERATIONS						
	EQUIPMENT PURCH DISTRICT WIDE	\$521,317		\$521,317	\$227,538	\$19,069	\$274,710
	LEASED RELOCATABLES (00905)		\$81,905	\$81,905	\$68,254		\$13,651
	PROGRAM MANAGEMENT(00999)	\$299,454		\$299,454			\$299,454
	SCHOOL BASED MAINTENANCE	\$46,928		\$46,928			\$46,928
	SREF DEFICIENCIES (00054)	\$218,679	\$75,000	\$293,679	\$4,252	\$24,080	\$265,347
	DISTRICT WIDE - OTHER PROJECTS	\$12,309,137	\$75,000	\$12,384,137	\$114,642	\$17,398	\$12,252,096
	FUTURE SCHOOLS	\$2,585,914		\$2,585,914			\$2,585,914
	ENERGY EFFICIENCY PROGRAM	\$500,000		\$500,000			\$500,000
	TECHNOLOGY DISTRICT WIDE	\$437,504	\$1,539,942	\$1,977,446	\$882,195	\$148,037	\$947,214
	LAND PURCH DISTRICT WIDE	\$2,900		\$2,900	\$2,900		\$0
	RESERVES - 2 MIL	\$218,623		\$218,623			\$218,623
	COPS PAYMENTS	\$3,004,750	\$13,600,083	\$16,604,833	\$3,367,880		\$13,236,953
	TRANSFERS TO FCTC	\$187,566	\$250,000	\$437,566	\$437,566		\$0
	TRANSFERS TO OPERATING		\$7,669,255	\$7,669,255	\$5,932,299		\$1,736,956
	SUBTOTAL	\$20,332,771	\$23,291,185	\$43,623,956	\$11,037,525	\$208,585	\$32,377,846
9749	BUSINESS AND FISCAL SERVICES						
	EQUIPMENT PURCHASES	\$112,614		\$112,614	\$1,472		\$111,142
	SUBTOTAL	\$112,614	\$0	\$112,614	\$1,472	\$0	\$111,142
9752	PURCHASING/PROPERTY						
	EQUIPMENT PURCHASES	\$17,790		\$17,790	\$7,526		\$10,264
	SUBTOTAL	\$17,790	\$0	\$17,790	\$7,526	\$0	\$10,264
9760	FOOD SERVICE						
	EQUIPMENT PURCHASES	\$11,053		\$11,053			\$11,053
	SUBTOTAL	\$11,053	\$0	\$11,053	\$0	\$0	\$11,053

CAPITAL OUTLAY PROJECTS REPORT AS OF 4/30/13

FAC. #	FACILITY/ PROJECT	CONTINUING PROJECTS BUDGET	NEW PROJECTS BUDGET	TOTAL BUDGET	YTD EXPENDED	YTD ENCUMBERED	YTD UNENCUM
9780	TRANSPORTATION						
	EQUIPMENT PURCHASES	\$7,721		\$7,721	\$2,686		\$5,035
	EXISTING CONDITIONS	\$3,280		\$3,280			\$3,280
	BUSES/VEHICLES	\$71,240	\$1,810,058	\$1,881,298		\$1,878,066	\$3,232
	SUBTOTAL	\$82,241	\$1,810,058	\$1,892,299	\$2,686	\$1,878,066	\$11,547
9810	MAINTENANCE						
	EQUIPMENT PURCHASES	\$316		\$316			\$316
	MAINTENANCE	\$39,587		\$39,587	\$4,587		\$35,000
	EXISTING CONDITIONS	\$21,212		\$21,212	\$3,114		\$18,098
	SITE-BASED MAINTENANCE	\$5,907		\$5,907			\$5,907
	RELOCATABLE SET-UP (00183)	\$2,811,134	\$1,000,000	\$3,811,134	\$546,145	\$30,502	\$3,234,487
	SREF DEFICIENCIES (00054)	\$184,173	\$200,000	\$384,173	\$135,302	\$22,768	\$226,103
	WETLANDS (00180)	\$100,000	\$25,000	\$125,000	\$7,633	\$4,903	\$112,463
	VEHICLES	\$137,110		\$137,110	\$47,240		\$89,870
	ENVIRONMENTAL/REMEDIATION (00181)	\$58,245	\$125,000	\$183,245	\$3,775		\$179,470
	ENERGY MANAGEMENT PROGRAM (00960)	\$165,739		\$165,739	\$6,464	\$3,305	\$155,970
	ENERGY EFFICIENCY PROGRAM (00980)	\$97,703		\$97,703		\$24,945	\$72,758
	MISC. SCHOOL UPGRADES (00990)	\$5,284		\$5,284			\$5,284
	HVAC REPLACEMENTS (00940)	\$732,156	\$500,000	\$1,232,156	\$401,333	\$110,896	\$719,927
	HEAVY EQUIPMENT	\$210,926		\$210,926			\$210,926
	CHILLER UPGRADES (00930)	\$1,027,812		\$1,027,812	\$458,152	\$2,579	\$567,081
	UPGRADE ATHLETIC TRACKS (00970)	\$228,851		\$228,851	\$97,747	\$41,280	\$89,824
	UPGRADE FRESH AIR MAKE-UP UNITS	\$71,981		\$71,981		\$2,231	\$69,750
	CEILING & LIGHT REPLACEMENTS (00950)	\$454,704	\$211,752	\$666,456	\$307,331	\$52,736	\$306,389
	GENERATOR PREVENTATIVE MAINT (00900)		\$80,000	\$80,000			\$80,000
	DISTRICT WIDE PROJECTS(00900)	\$1,190,703		\$1,190,703			\$1,190,703
	SUBTOTAL	\$7,543,543	\$2,141,752	\$9,685,295	\$2,018,825	\$296,146	\$7,370,325
	GRAND TOTAL	\$65,137,524	\$67,206,552	\$132,344,076	\$22,412,041	\$49,540,421	\$60,391,614