

Making the Grade

The Status of School Library Media Centers in the Sunshine State and How They Contribute to Student Achievement affirms that school library media programs positively impact student achievement when the following conditions exist:

- ✓More staffing
- ✓More resources
- Larger per pupil budget**
- ✓High Circulation
- ✓More student visits to the media center
- ✓More internet accessible computers
- ✓An electronic card catalog
- ✓An information literacy skills curriculum
- ✓The school and media center have a web page With link on main page of school website

Copies of the complete Making the Grade study are available from your school library media center or for checkout from the District Media Services Dept. Please call 547-3947.

Making the Grade was the largest school library study ever completed which focused on student achievement and school grades. There were 1715 schools studied. **Those items with a check mark indicate where your school makes the grade. Areas in red are not intended to be punitive, but to assist you in planning for next year.**

Visits to Media Center		
After School Visits	Scheduled Classes	Student Visits
332	880	8,964

Gale Online Usage—SJC Schools			
Academic OneFile	Florida Database	Opposing Viewpoints	Total Gale Usage
2205	2043	7474	42,956

NetTrekker Meaningful Searches			
As of 6/1/08	Highest HS	District HS Avg.	Our School
	121250	72772	61819



Can you find these in your library?

- University trained & certified media specialist
- Library Support Staff
- Students engaged in learning
- Welcoming atmosphere
- Current Book Collection
- Recreational reading opportunities
- Brochures, bookmarks, and style sheets displayed
- New materials displayed
- Locations of materials clearly displayed
- Alternative scheduling options
- Evidence of collaborative planning
- Student & teacher input in library program
- Sufficient technology tools

State of the School Library Media Center

St. Johns County Schools

Pedro Menendez HS

June 2008



Pedro Menendez High School
600 SR 206 West
St. Augustine, FL 32086
904-547-8660

www.pmhs.stjohns.k12.fl.us/media/

Clay Carmichael, Principal
Leslie Bendt, Media Specialist 08/09
Carolyn Milian, Media Specialist 07/08
Lisa Nix, Media Aide

Dr. Joseph Joyner
Superintendent of Schools
SJCSD

Lou Greco
Director for Media Services

Statistics based on data from 2007-2008 SY.

STAFFING (data from FL study)

Personnel	State Avg	District #	Our School
Professional	1.79	2	2
Clerical	1.22	1	2
NBCT	?	7	0
Library University Trained		25/35	Yes/Yes

Staffing meets SJCS D recommendations.

Media PLC Hours Offered	District Avg.	Hours earned
33	25.83	28/22

Budget	District Avg HS	Our School
Total	\$35,375.50	\$24,719
Total Pupils	1613	1456
Per Pupil Allocation	\$18.09	\$16.97

Note: Past district funding was \$19.00 per pupil several years ago. This figure was unfortunately reduced last year by the district to \$17.00. The district average has again reduced with further reductions expected this year.

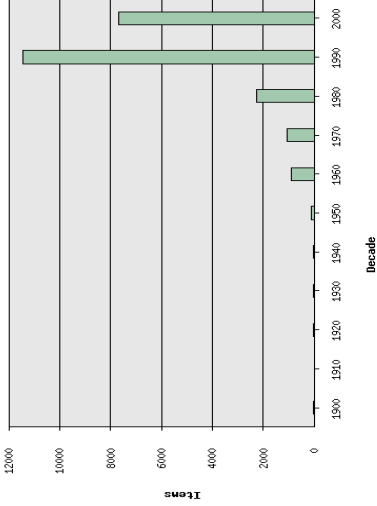
Computers in Media Center (Pg. 45 FL Study)

State Avg	District HS Avg	Our School
42.63	81	56

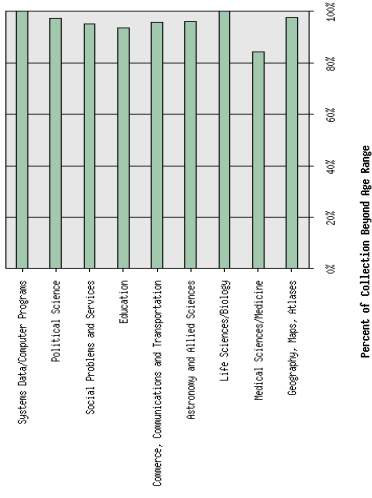
FCAT Level Circulations - 1st Semester

Levels	1	2	3	4	5
PMHS Per Stu Circ.	4.93	2.96	3.9	3.16	2.65
HS Avg.	3.15	2.21	1.84	1.61	1.53

Collection By Year



Age Sensitivity



Average Total Book Count (pgs. 55-56 FL Study)				
	National	State HS	District HS	Our School
Books per facility	10,992	22,355	16,580	22,193
Books per student		13.1	13.49	15.24

PMHS meets SACS standards for libraries with more than 10 books per students.

Magazines ~ Periodicals (pg. 55 FL Study)

	State Avg.	District HS Avg.	Our School Avg.
Per pupil	54.78	27.33	24

Reading Incentive Programs (pg. 39 FL Study)

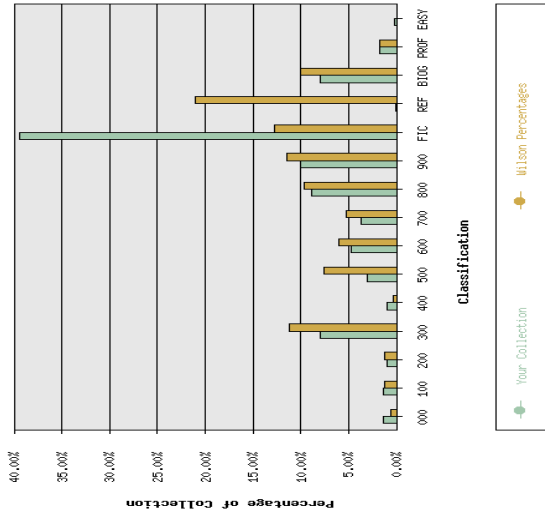
	District HS	Our School
AR/RC	5 schools	
FL Teen Reads	5 schools	Participated

Average Checkout Per Student (pg. 22 FL Study and Super Summary)

	State Avg.	District HS	School Avg.
Per pupil		5.76	6.43

Weekly Circulation (pg. 22 FL Study and Super Summary)

	State Avg.	District HS Avg.	Our School Avg.
All Materials	571	250	275



Interlibrary Loan

	Within District	Outside District
School - PMHS	0	0
HS School Avg.	18	3

Hours Per Week Media Center is Open (pg. 21 FL Study)

	State	District	Our School
Before School	2.77	3.93	2.22
During School	32.07	31.73	29.72
After School	1.83	4.12	2.76