

## Making the Grade

The Status of School Library Media Centers in the Sunshine State and How They Contribute to Student Achievement affirms that school library media programs positively impact student achievement when the following conditions exist:

- ✓More staffing
  - ✓More resources
  - ✓Larger per pupil budget
  - High Circulation**
  - ✓More student visits to the media center
  - ✓More internet accessible computers
  - ✓An electronic card catalog
  - ✓An information literacy skills curriculum
  - ✓The school and media center have a web page
- With link on main page of school website

Copies of the complete Making the Grade study are available from your school library media center or for checkout from the District Media Services Dept. Please call 547-3947.

**Making the Grade** was the largest school library study ever completed which focused on student achievement and school grades. There were 1715 schools studied.  
**Those items with a check mark indicate where your school makes the grade.**  
**Areas in red are not intended to be punitive, but to assist you in planning for next year.**

Student Visits			
NHS Taught classes	Highest HS	District HS Avg.	Our School
133	38,699	20,673	21,743

Gale Online Usage—SJC Schools			
Academic OneFile	Florida Database	Opposing Viewpoints	Total Gale Usage
2205	2043	7474	42,956

NetTrekker Meaningful Searches			
As of 6/1/08	Highest HS	District HS Avg.	Our School
	121250	72772	121250



### Can you find these in your library?

- University trained & certified media specialist
- Library Support Staff
- Students engaged in learning
- Welcoming atmosphere
- Current Book Collection
- Recreational reading opportunities
- Brochures, bookmarks, and style sheets displayed
- New materials displayed
- Locations of materials clearly displayed
- Alternative scheduling options
- Evidence of collaborative planning
- Student & teacher input in library program
- Sufficient technology tools

## State of the School Library Media Center

St. Johns County Schools

Nease HS

June 2008



10550 Ray Road  
 Ponte Vedra, FL 32081  
 (904) 547-8300

[www-nhs.stjohns.k12.fl.us/media/](http://www-nhs.stjohns.k12.fl.us/media/)

Linda Thomson, Principal  
 Cynthia Messenger, Media Specialist 08/09  
 Lisa Barnett, Media Specialist 07/08  
 Mary Linekin, Media Specialist 07/08  
 Kathy McMahon, Media Aide

Dr. Joseph Joyner  
 Superintendent of Schools  
 SJCS

Lou Greco  
 Director for Media Services

**Statistics based on data from 2007-2008 SY.**

**STAFFING** (data from FL study)

Personnel	State Avg	District #	Our School
Professional	1.79	2	3
Clerical	1.22	1	1
NBCT	?	7	0
Library University Trained	25/35		Yes/no/no

**Staffing meets SJCS D recommendations.**

Media PLC Hours Offered	District Avg.	Hours earned
33	25.83	30/30/31

Budget	District Avg HS	Our School
Total	\$35,375.50	\$41,515
Total Pupils	1613	2232
Per Pupil Allocation	\$18.09	\$18.59

*Note: Past district funding was \$19.00 per pupil several years ago. This figure was unfortunately reduced last year by the district to \$17.00. The district average has again reduced with further reductions expected this year.*

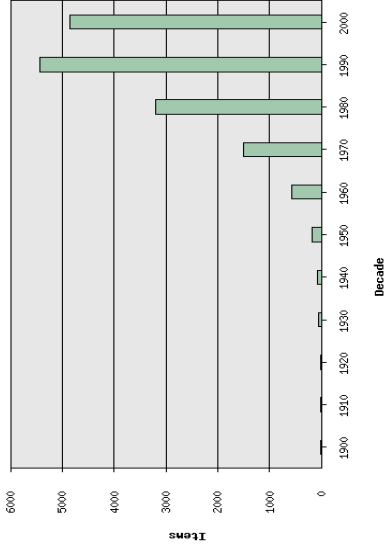
**Computers in Media Center (Pg. 45 FL Study)**

State HS Avg	District HS Avg	Our School
42.63	81	73

**FCAT Level Circulations - 1st Semester**

Levels	1	2	3	4	5
NHS Per Stu Circ.	3.94	2.94	1.09	1.23	1.37
HS Avg.	3.15	2.21	1.84	1.61	1.53

**Collection By Year**



**Average Total Book Count (pgs. 55-56 FL Study)**

	Na-tional	State HS	District HS	Our School
Books per facility	10,992	22,355	16,580	16,428
Books per student		13.1	13.49	7.36

*Nease will meet SACS accreditation next year when PVHS opens*

**Magazines ~ Periodicals (pg. 55 FL Study)**

	State HS Avg.	District HS Avg.	Our School Avg.
	54.78	26.5	24

**Reading Incentive Programs (pg. 39 FL Study)**

	District HS	Our School
AR/RC	5 schools	
FL Teen Reads	5 schools	Participated

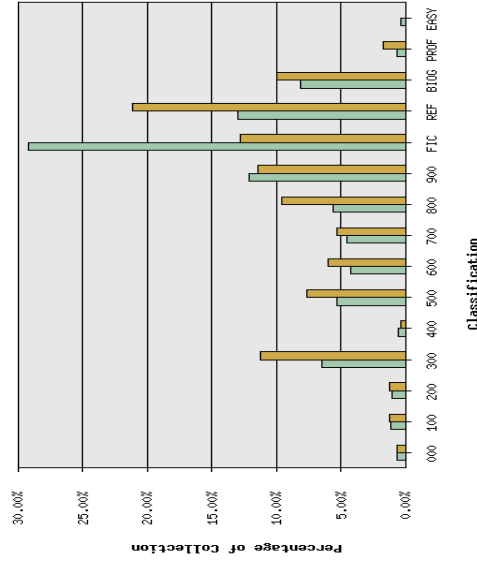
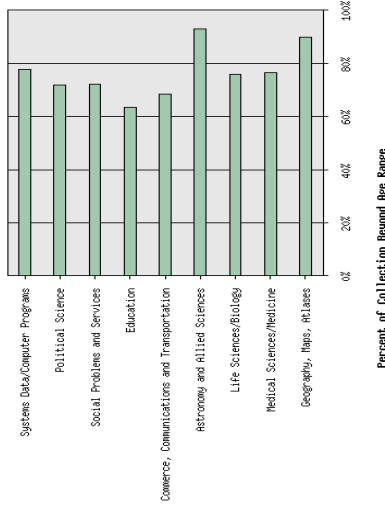
**Average Checkout Per Student (pg. 22 FL Study and Super Summary)**

	State Avg.	District HS	School Avg.
Per pupil		5.76	3.65

**Weekly Circulation (pg. 22 FL Study and Super Summary)**

	State HS Avg.	District HS Avg.	Our School Avg.
All Materials	571	250	238

**Age Sensitivity**



**Interlibrary Loan**

	Within District	Outside District
School - NHS	26	0
HS School Avg.	18	3

**Hours Per Week Media Center is Open (pg. 21 FL Study)**

	State	District	Our School
Before School	2.77	3.93	5
During School	32.07	31.73	32.5
After School	1.83	4.12	4