

Making the Grade

The Status of School Library Media Centers in the Sunshine State and How They Contribute to Student Achievement affirms that school library media programs positively impact student achievement when the following conditions exist:

- ✓More staffing
 - ✓More resources
 - ✓Larger per pupil budget
 - ✓High Circulation
 - ✓More student visits to the media center
 - ✓More internet accessible computers
 - ✓An electronic card catalog
 - ✓An information literacy skills curriculum
 - ✓The school and media center have a web page With link on main page of school website
- Elementary flexible access - but will become flex during 08/09 school year**

Copies of the complete Making the Grade study are available from your school library media center or for checkout from the District Media Services Dept. Please call 819-3947.

Making the Grade was the largest school library study ever completed which focused on student achievement and school grades. There were 1715 schools studied.
Those items with a check mark indicate where your school makes the grade.
Areas in red are not intended to be punitive, but to assist you in planning for next year.

Scheduling of Media Center
The District Media Handbook (pages 5.4 & 5.5) states that the district procedure for elementary schools is to have a flexible access schedule. The Illinois Study indicates that reading scores were 10% higher in schools where the media center functions on a flexible access schedule and the media specialist actively collaborates with the classroom teacher. For more information about flexible access see the American Library Association weblink listed below.

www.ala.org/aasl/positions/ps_flexible.html

NetTrekker Meaningful Searches			
As of 5/22/07	Highest ES	District Average	Our School
✓	178,108	19,322	3,016



Can you find these in your library?

- University trained & certified media specialist
- Library Support Staff
- Students engaged in learning
- Welcoming atmosphere
- Current Book Collection
- Recreational reading opportunities
- Brochures, bookmarks, and style sheets displayed
- New materials displayed
- Locations of materials clearly displayed
- Alternative scheduling options
- Evidence of collaborative planning
- Student & teacher input in library program

State of the School Library Media Center

St. Johns County Schools

Mill Creek ES

June 2008



3750 International Golf Parkway
St. Augustine, FL 32092
(904) 547-3720

www-mce.stjohns.k12.fl.us/media/

Mary Ford, Principal
Charlotte Clark, Media Specialist
Abby Bergmann, Media Aide

Dr. Joseph Joyner
Superintendent of Schools
SJCSD

Lou Greco
Director for Media Services

Statistics based on data from 2007- 2008 SY.

STAFFING (data from FL study)

Personnel	State Avg	District #	Our School
Professional	0.99	1	1
Clerical	0.97	1	1
NBCT	?	7	no
Library University Trained		25/35	yes

Staffing meets SJCSD recommendations.

Media PLC Hours Offered	District Avg	Hours earned
33	25.83	27

Budget	District Avg ES	Our School
Total	\$12,147.45	\$16,465
Total Pupils	747	826
Per Pupil Allocation	\$16.38	\$19.93

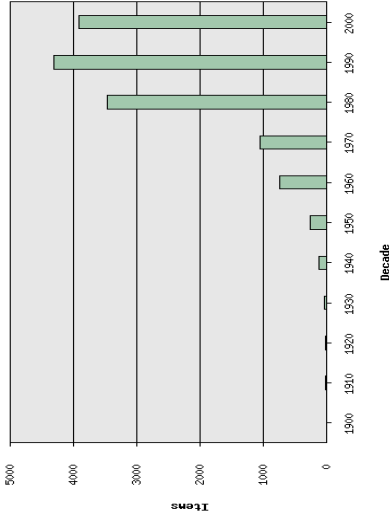
Note: Past district funding was \$19.00 per pupil several years ago. This figure was unfortunately reduced last year by the district to \$17.00. The district average has again reduced with further reductions expected this year.

Computers in Media Center (Pg. 45 FL Study)

State Avg	District Elem Avg	Our School
20.79	20.52	44

FCAT Level Circulations—1st Semester

Levels	1	2	3	4	5
MCE Per Stu Circ.	24.42	27.85	24.29	23.11	28.94
ES Avg.	18.07	19.46	19.49	18.61	18.24



Average Total Book Count (pgs. 55-56 FL Study)

	Na-tional	State	District	Our School
Books per facility	10,992	11,278	14,183	14,671
Books per student		13.1	19.33	17.76

MCE meets SACS standards for libraries with more than 10 books per students.

Magazines ~ Periodicals (pg. 55 FL Study)

	State Avg.	District Avg.	Our School Avg.
Per pupil	20.53	19.75	25

Reading Incentive Programs (pg. 39 FL Study)

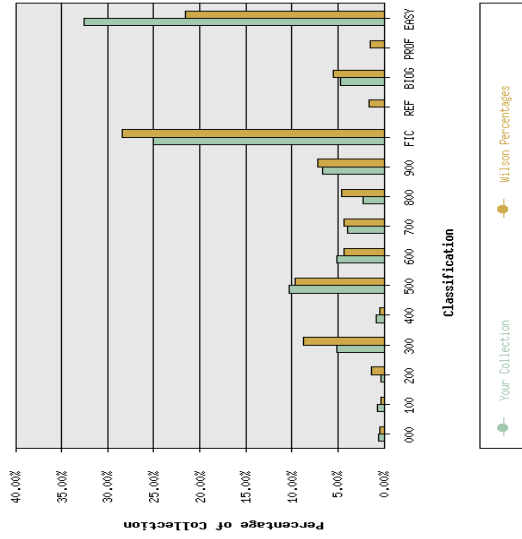
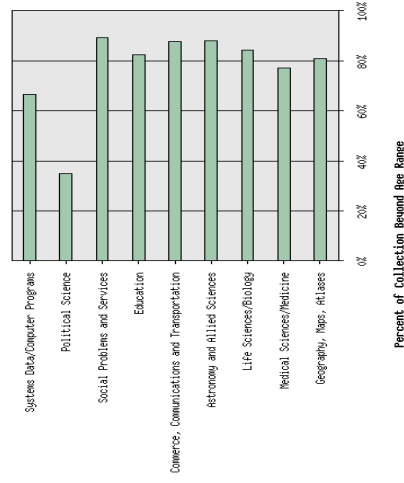
	District ES	Our School
AR/RC	17 schools	√
SSYRA/FRA	17 schools	√√

Average Checkout Per Student (pg. 22 FL Study and Super Summary)

	State Avg.	District Avg.	School Avg.
Per pupil	20.53	35	41.01

Weekly Circulation (pg. 22 FL Study and Super Summary)

	State Avg.	District Avg.	Our School Avg.
All Materials	508	753	996.24



Interlibrary Loan

	Within District	Outside District
School - MCE	47	0
ES School Avg.	24.88	2.4

Hours Per Week Media Center is Open (pg. 21 FL Study)

	State	District	Our School
Before School	2.22	2.64	0
During School	29.72	29.8	30
After School	2.76	4.32	0