

Making the Grade

The Status of School Library Media Centers in the Sunshine State and How They Contribute to Student Achievement affirms that school library media programs positively impact student achievement when the following conditions exist:

- ✓More staffing
 - ✓More resources
 - ✓Larger per pupil budget
 - ✓High Circulation
 - ✓More student visits to the media center
 - ✓More internet accessible computers
 - ✓An electronic card catalog
 - ✓An information literacy skills curriculum
 - ✓The school and media center have a web page
- With link on main page of school website

Copies of the complete Making the Grade study are available from your school library media center or for checkout from the District Media Services Dept. Please call 819-3947.

Making the Grade was the largest school library study ever completed which focused on student achievement and school grades. There were 1715 schools studied.
Those items with a check mark indicate where your school makes the grade.
Areas in red are not intended to be punitive, but to assist you in planning for next year.

State of the School Library Media Center

St. Johns County Schools

Bartram Trail HS

June 2008



8340 Longleaf Pine Parkway
 St. Johns, FL 32259
 (904) 547-8340

www-bthhs.stjohns.k12.fl.us/media/

Brennan Asplen, Principal
 Suzy Smith, Media Specialist
 Lori Gallaher, Media Specialist
 Barbie Roberts, Media Aide

Dr. Joseph Joyner
 Superintendent of Schools
 SJCS

Lou Greco
 Director for Media Services

Student Visits		
Highest HS	District HS Avg.	Our School
38,699	20,673	38,699
NetTrekker Meaningful Searches		
As of 6/1/08	District HS Avg.	Our School
121250	72,772	99,574

Gale Databases Total Searches - 244,271
 CultureGrams - 30,906
 Literature Resource Center - 10,053
 Opposing Viewpoints - 26,385
 Virtual Reference Library - 20,413



Can you find these in your library?

- University trained & certified media specialist
- Library Support Staff
- Students engaged in learning
- Welcoming atmosphere
- Current Book Collection
- Recreational reading opportunities
- Brochures, bookmarks, and style sheets displayed
- New materials displayed
- Locations of materials clearly displayed
- Alternative scheduling options
- Evidence of collaborative planning
- Student & teacher input in library program
- Sufficient technology tools

Statistics based on data from 2007-2008 SY.

STAFFING (data from FL study)

Personnel	State HS Avg	District #	Our School
Professional	1.79	2	2
Clerical	1.22	1	1
NBCT	?	7	1
Library University Trained		25/35	Yes/Yes

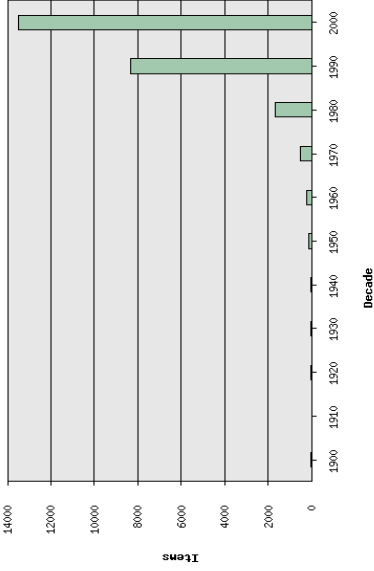
Media PLC Hours Offered	District Avg.	Hours earned
33	25.83	27/28

Budget	District Avg HS	Our School
Total	\$35,375.50	\$44,851.00
Total Pupils	1613	2588
Per Pupil Allocation	\$18.09	\$17.33

Note: Past district funding was \$19.00 per pupil several years ago. This figure was unfortunately reduced last year by the district to \$17.00. The district average has again reduced with further reductions expected this year.

Computers in Media Center (Pg. 45 FL Study)		
State Avg	District HS Avg	Our School
42.63	81	129

FCAT Level Circulations - 1st Semester					
Levels	1	2	3	4	5
BTHS Per Stu Circ.	2.62	1.56	0.95	1.04	0.84
HS Avg.	3.15	2.21	1.84	1.61	1.53



Average Total Book Count (pgs. 55-56 FL Study)				
	National	State HS	District HS	Our School
Books per facility	10,992	22,355	16,580	22,557
Books per student		13.1	13.49	8.71

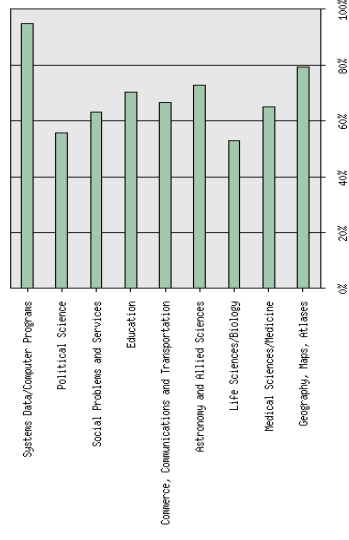
BTHS will meet the SACS accreditation next year when Creekside is built.

Magazines ~ Periodicals (pg. 55 FL Study)		
State HS Avg.	District HS Avg.	Our School
54.78	27.33	28

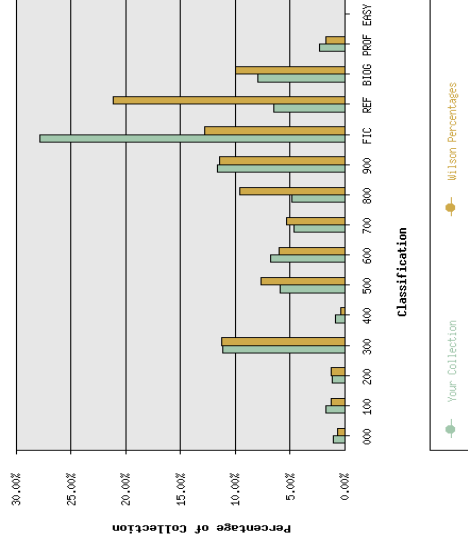
Reading Incentive Programs (pg. 39 FL Study)		
	District HS	Our School
AR/RC	5 schools	
FL Teen Reads	5 schools	Participated

Average Checkout Per Student (pg. 22 FL Study and Super Summary)		
State Avg.	District HS	School Avg.
	5.76	6.55

Weekly Circulation (pg. 22 FL Study and Super Summary)		
State HS Avg.	District HS Avg.	Our School Avg.
571	250	498.82



Percent of Collection Beyond Age Range



Classification

Interlibrary Loan		
	Within District	Outside District
School - BTHS	23	5
HS School Avg.	18	3

Hours Per Week Media Center is Open (pg. 21 FL Study)				
HS Avg.	State	District	Our School	
Before School	2.77	3.93	4	
During School	32.07	31.73	32.5	
After School	1.83	4.12	7.5	