

Making the Grade

The Status of School Library Media Centers in the Sunshine State and How They Contribute to Student Achievement affirms that school library media programs positively impact student achievement when the following conditions exist:

- ✓More staffing
- ✓More resources
- Larger per pupil budget**
- High Circulation**
- ✓More student visits to the media center
- More internet accessible computers**
- ✓An electronic card catalog
- ✓An information literacy skills curriculum
- ✓The school and media center have a web page
- With link on main page of school website**
- Elementary flexible access**

Copies of the complete Making the Grade study are available from your school library media center or for checkout from the District Media Services Dept. Please call 547-3947.

Making the Grade was the largest school library study ever completed which focused on student achievement and school grades. There were 1715 schools studied.

Those items with a check mark indicate where your school makes the grade.

Areas in red are not intended to be punitive, but to assist you in planning for next year.

State of the School Library Media Center

St. Johns County Schools

Switzerland Point MS

June 2008



777 Greenbriar Road
St. Johns, FL 32259
(904) 547-8650

www-raiders.stjohns.k12.fl.us/media/
Kyle Dresback, Principal
Jane Phillips, Media Specialist
Kim Phelps, Media Aide

Dr. Joseph Joyner
Superintendent of Schools
SJCSD

Lou Greco
Director for Media Services

Student Visits		
Highest MS	District MS Avg.	Our School
23,760	16,079	23,760

NetTrekker Meaningful Searches		
As of 6/1/08	District MS Avg.	Our School
124,749	56077	81,791



Can you find these in your library?

- University trained & certified media specialist
- Library Support Staff
- Students engaged in learning
- Welcoming atmosphere
- Current Book Collection
- Recreational reading opportunities
- Brochures, bookmarks, and style sheets displayed
- New materials displayed
- Locations of materials clearly displayed
- Alternative scheduling options
- Evidence of collaborative planning
- Student & teacher input in library program
- Sufficient technology tools

Statistics based on data from 2007-2008 SY.

STAFFING (data from FL study)

Personnel	State Avg	District #	Our School
Professional	0.99	1	1
Clerical	0.97	1	1
NBCT	?	7	no
Library University Trained		25/35	yes

Staffing meets SJCSD recommendations.

Media PLC Hours Offered	District Avg.	Hours earned
33	25.83	31

Budget	District Avg MS	Our School
Total	\$16,412.56	\$17,444.28
Total Pupils	914	1192
Per Pupil Allocation	\$14.93	\$14.63

Note: Past district funding was \$19.00 per pupil several years ago. This figure was unfortunately reduced last year by the district to \$17.00. The district average has again reduced with further reductions expected this year.

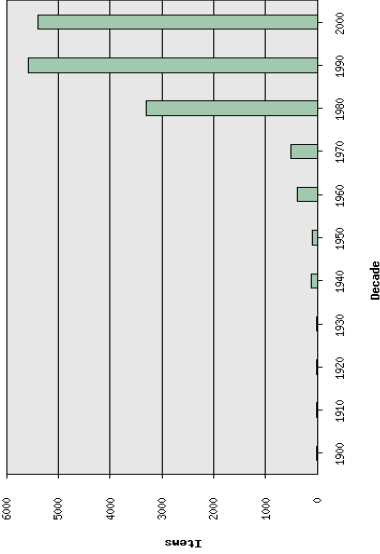
Computers in Media Center (Pg. 45 FL Study)

State Avg	District MS Avg	Our School
31.19	39.42	29

FCAT Level Circulations—1st Semester

Levels	1	2	3	4	5
SPMS Per Stu Circ.	11.73	13.25	10.47	9.86	9.31
MS Avg.	12.73	12.65	10.96	10.62	10.83

Collection By Year



Average Total Book Count (pgs. 55-56 FL Study)

	Na-tional	State MS	District MS	Our School
Books per facility	10,992	13,148	12,511	14,776
Books per student		13.1	14.46	12.40

SPMS meets SACS standards for libraries with more than 10 books per students.

Magazines ~ Periodicals (pg. 55 FL Study)

	State MS Avg.	District MS Avg.	Our School
Per pupil	54.78	13.14	24

Reading Incentive Programs (pg. 39 FL Study)

	District MS	Our School
AR/RC	7 schools	✓
SSYRA	7 schools	✓

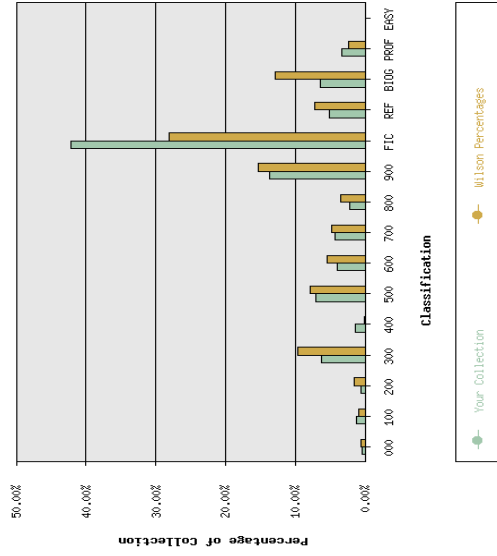
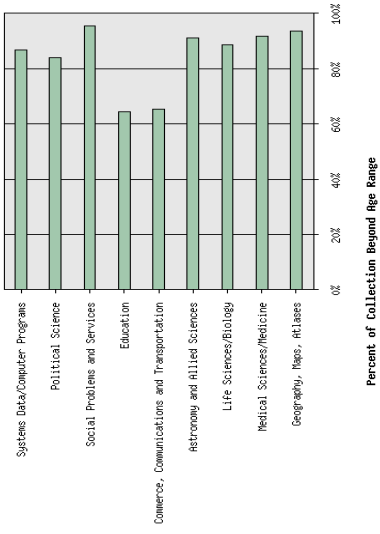
Average Checkout Per Student (pg. 22 FL Study and Super Summary)

	State Avg.	District MS	School Avg.
Per pupil		22.01	20

Weekly Circulation (pg. 22 FL Study and Super Summary)

	State MS Avg.	District MS Avg.	Our School Avg.
All Materials	571	573	701

Age Sensitivity Chart



Interlibrary Loan

	Within District	Outside District
School - SPMS	23	0
MS School Avg.	60.42	0

Hours Per Week Media Center is Open (pg. 21 FL Study)

	State	District	Our School
Before School	2.77	2.29	3.33
During School	32.07	32.23	37.5
After School	1.83	2.11	2.5