

## Making the Grade

The Status of School Library Media Centers in the Sunshine State and How They Contribute to Student Achievement affirms that school library media programs positively impact student achievement when the following conditions exist:

- ✓/More staffing—higher than avg.
- ✓/More resources
- Larger per pupil budget**
- High Circulation**
- ✓/More student visits to the media center
- ✓/More internet accessible computers
- ✓/An electronic card catalog
- ✓/An information literacy skills curriculum
- ✓/The school and media center have a web page with link on main page of school website

Copies of the complete Making the Grade study are available from your school library media center or for checkout from the District Media Services Dept. Please call 547-3947.

### Important Activities 09/10 Book Club Wordle

**Public Library Card Drive**  
**Audio Book Players available**  
**Florida Teen Reads 201 Students**  
**New Flat Screen TVs, & LCD Projector**

**Making the Grade** was the largest school library study ever completed which focused on student achievement and school grades. There were 1715 schools studied.  
**Those items with a check mark indicate where your school makes the grade.**  
**Areas in red are not intended to be punitive, but to assist you in planning for next year.**

To see all SJCS schools "Making the Grade" brochures visit:

[www.stjohns.k12.fl.us/depts/media/mtg](http://www.stjohns.k12.fl.us/depts/media/mtg)


Student Visits	
HS Avg.	Student Visits
NA	14,082

Nettrekker			
As of 6/10	Highest HS	District HS Avg.	Our School
	17,352	9,177	12,709

## State of the School Library Media Center

St. Johns County Schools

**St. Augustine HS**  
**June 2010**



3250 Varella Avenue  
St. Augustine, FL 32086  
(904) 547-8530

[www-sahs.stjohns.k12.fl.us/media/](http://www-sahs.stjohns.k12.fl.us/media/)

Cathy Mittlstedt, Principal  
Terry Rimel, Media Specialist  
Dawn Bennett, Media Aide

Dr. Joseph Joyner  
Superintendent of Schools  
SJCS

Lou Greco  
Director for Media Services



### Can you find these in your library?

- University trained & certified media specialist
- Library Support Staff
- Students engaged in learning
- Welcoming atmosphere
- Current Book Collection
- Recreational reading opportunities
- Brochures, bookmarks, and style sheets displayed
- New materials displayed
- Locations of materials clearly displayed
- Alternative scheduling options
- Evidence of collaborative planning
- Student & teacher input in library program
- Sufficient technology tools

### Statistics based on data from 2009-2010 SY.

#### STAFFING (data from FL study)

Personnel	State HS Avg	District #	Our School
Professional	1.79	1	1
Clerical	1.22	1	2
NBCT	NA	6	1
Library University Trained	NA	.83 avg.	Yes

Media PLC Hours Offered	District Avg.	Hours earned
24.5	16.72	21.5

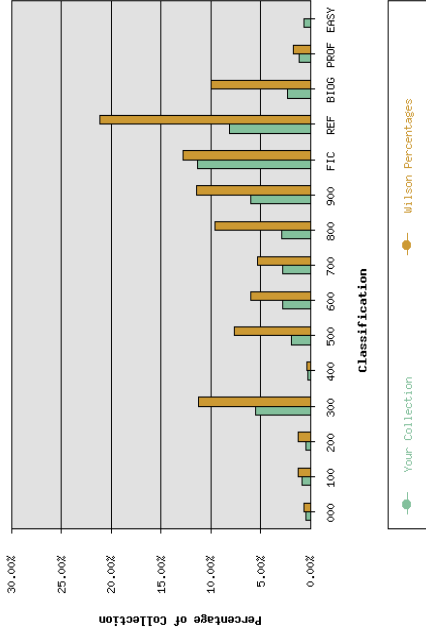
Budget	District Avg. HS	Our School
Total	\$11,909	\$9,654.70
Total Pupils	1263	1577
Per Pupil Allocation	\$9.42	\$6.12

Note: When we began tracking the library data in 2002 the average district per pupil allocation was \$19.00.

Computers in Media Center (Pg. 45 FL Study)		
State Avg.	District HS Avg.	Our School
42.63	96.2	91

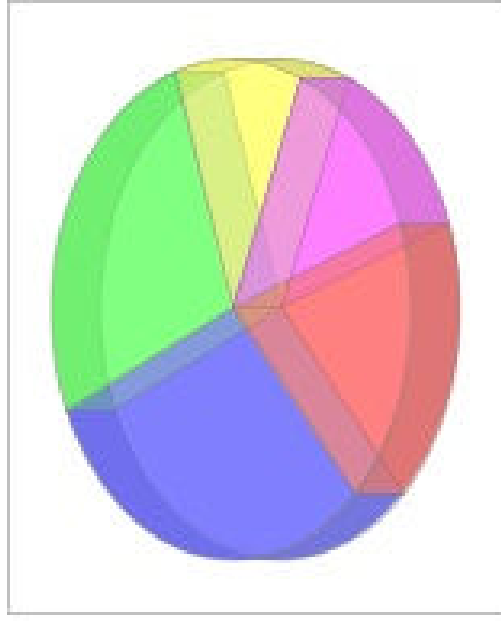
FCAT Level Circulations					
Levels	1	2	3	4	5
# of Stu.	336	443	413	209	147
SAHS Per Stu.	7.46	6.58	6.50	5.35	6.77
HS Avg.	15.21	13.00	12.76	11.47	13.77

### Balanced Collection Chart



### Sunlink Total Collection Information (Including AV)

30 years or older	2313	18.66%
20 to 29 years	3748	30.24%
10 to 19 years	3299	26.62%
6 to 9 years	1393	11.24%
0 to 5 years	1641	13.24%



Average Total Book Count (pgs. 55-56 FL Study)				
	Na-tional	State HS	District HS	Our School
Books per facility	10,992	22,355	18,025	29,406
Books per student		13.1	16.04	18.65

SAHS meets SACS standards for libraries with more than 10 books per students.

Magazines ~ Periodicals (pg. 55 FL Study)		
State HS Avg.	District HS Avg.	Our School Total
54.78	12.8	0

Reading Incentive Programs (pg. 39 FL Study)		
AR/RC	District HS	Our School
FL Teen Reads	5 schools	Participated

Average Checkout Per Student (pg. 22 FL Study and Super Summary)		
State Avg.	District HS	School Avg.
NA	7.31	5.67

Weekly Circulation (pg. 22 FL Study and Super Summary)		
State Avg.	District HS Avg.	Our School Avg.
571	214	263

Interlibrary Loan (pg. 22 FL Study)			
	Borrowed	Loaned	
School - SAHS	57	State Avg. 68	State Avg.
HS School Avg.	69.1	1.18	99.8
			1.55

Hours Per Week Media Center is Open (pg. 21 FL Study)			
	State	District	Our School
Before School	2.77	4.7	4.75
During School	32.07	33.9	33
After School	1.83	3.08	1.25