

## Making the Grade

The Status of School Library Media Centers in the Sunshine State and How They Contribute to Student Achievement affirms that school library media programs positively impact student achievement when the following conditions exist:

- ✓More staffing
  - ✓More resources
  - Larger per pupil budget
  - ✓High Circulation
  - ✓More student visits to the media center
  - More internet accessible computers**
  - ✓An electronic card catalog
  - ✓An information literacy skills curriculum
  - ✓The school and media center have a web page
- With link on main page of school website
- Elementary flexible access**

Copies of the complete Making the Grade study are available from your school library media center or for checkout from the District Media Services Dept. Please call 819-3947.

**Making the Grade** was the largest school library study ever completed which focused on student achievement and school grades. There were 1715 schools studied.  
**Those items with a check mark indicate where your school makes the grade.**  
**Areas in red are not intended to be punitive, but to assist you in planning for next year.**

**Scheduling of Media Center**  
The District Media Handbook (pages 5.4 & 5.5) states that the district procedure for elementary schools is to have a flexible access schedule. The Illinois Study indicates that reading scores were 10% higher in schools where the media center functions on a flexible access schedule and the media specialist actively collaborates with the classroom teacher. For more information about flexible access see the American Library Association weblink listed below.

[www.ala.org/aasl/positions/ps\\_flexible.html](http://www.ala.org/aasl/positions/ps_flexible.html)

NetTrekker Meaningful Searches			
As of 5/22/07	Highest ES	District Average	Our School
	178,108	19,322	15,886



### Can you find these in your library?

- University trained & certified media specialist
- Library Support Staff
- Students engaged in learning
- Welcoming atmosphere
- Current Book Collection
- Recreational reading opportunities
- Brochures, bookmarks, and style sheets displayed
- New materials displayed
- Locations of materials clearly displayed
- Alternative scheduling options
- Evidence of collaborative planning
- Student & teacher input in library program
- Sufficient technology tools

## State of the School Library Media Center

### St. Johns County Schools

## Julington Creek June 2008



2316 Racetrack Rd.  
St. Johns, FL 32259  
(904) 547-7980

[www-jce.stjohns.k12.fl.us/media/](http://www-jce.stjohns.k12.fl.us/media/)

Michael Story, Principal  
Jonnie Cotton, Media Specialist  
Judy Fuhr, Media Aide

Dr. Joseph Joyner  
Superintendent of Schools  
SJCSD

Lou Greco  
Director for Media Services

**Statistics based on data from 2007-2008 SY.**

**STAFFING** (data from FL study)

Personnel	State Avg	District #	Our School
Professional	0.99	1	1
Clerical	0.97	1	1
NBCT	?	7	no
Library University Trained		25/35	no

**Staffing meets SJCSD recommendations.**

Media PLC Hours Offered	District Avg	Hours earned
33	25.83	30.5

Budget	District Avg ES	Our School
Total	\$12,147.45	\$17,442
Total Pupils	747	1052
Per Pupil Allocation	\$16.38	\$16.57

*Note: Past district funding was \$19.00 per pupil several years ago. This figure was unfortunately reduced last year by the district to \$17.00. The district average has again reduced with further reductions expected this year.*

**Computers in Media Center (Pg. 45 FL Study)**

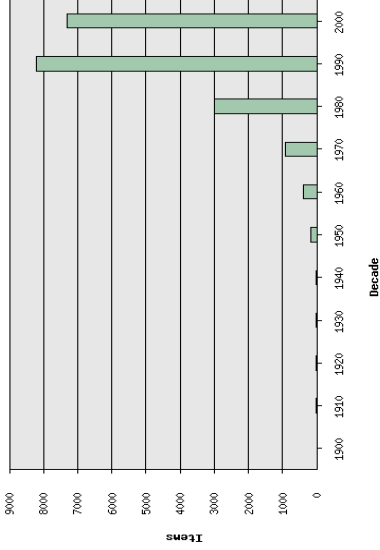
State Avg	District Elem Avg	Our School
20.79	20.52	15

*Note: Computer statistics found on pg.45 of FL*

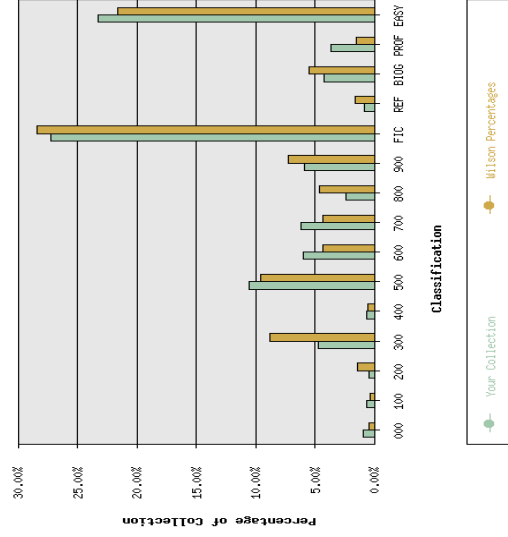
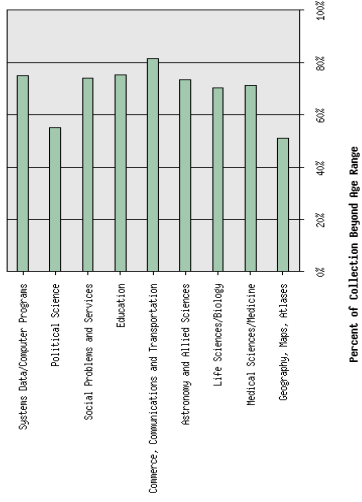
**FCAT Level Circulations - 1st Semester**

Levels	1	2	3	4	5
Per Stu Circ.	22.42	13.93	11.95	15.58	14.95
ES Avg.	18.07	19.46	19.49	18.61	18.24

**Collection By Year**



**Age Sensitivity**



Average Total Book Count (pgs. 55-56 FL Study)			
	Na-tional	State	District Our School
Books per facility	10,992	11,278	14,183
Books per student		13.1	19.33
			22.52

**JCE meets SACS standards for libraries with more than 10 books per students.**

**Magazines ~ Periodicals (pg. 55 FL Study)**

	State Avg.	District Avg.	Our School
Per pupil	20.53	19.75	20

**Reading Incentive Programs (pg. 39 FL Study)**

	District ES	Our School
AR/RC	17 schools	✓
SSYRA/FRA	17 schools	✓✓

**Average Checkout Per Student (pg. 22 FL Study and Super Summary)**

	State Avg.	District Avg.	School Avg.
Per pupil	20.53	35	31.77

**Weekly Circulation (pg. 22 FL Study and Super Summary)**

	State Avg.	District Avg.	Our School Avg.
All Materials	508	753	983

**Interlibrary Loan**

	Within District	Outside District
School - JCE	18	0
ES School Avg.	24.88	2.4

**Hours Per Week Media Center is Open (pg. 21 FL Study)**

	State	District	Our School
Before School	2.22	2.64	1.75
During School	29.72	29.8	28.5
After School	2.76	4.32	0